

Turmdrehkran

150 EC-B 8

Litronic®

Ersatzteilliste



Werk-Nr. **LE 21 035**

Baujahr 2013

Erklärung zur Ersatzteilliste

Explanation of spare-parts list

Explication de la liste de pièces de rechange

Spiegazione lista pezzi di ricambio

Explicaciones sobre la lista de piezas de repuestos

Пояснение для ведомости запасных деталей

Verklaring voor de lijst van reserveonderdelen

Beispiel für eine Ersatzteilbestellung:

Example for a spare parts order:

Exemple d'une commande de pièces de rechange :

Esempio di commissione per pezzi di ricambio

Ejemplo de pedido para piezas de repuestos

Пример заказа запасной детали

Voorbeeld voor het bestellen van vervangende onderdelen:

Kranform: 132 EC-H 8 LITRONIC

Model

Modèle

Tipo di gru

Тип гóуа

Тип крана

Model kraan:

Werk-Nr.:

Serial No.

N° de série

Numero di serie

Número de serie

Заводской номер

Serie-nr.

Baujahr:

Year of construction

Année de construction

Anno di costruzione

Año de construcción

Год изготовления

Bouwjaar

Bestell-Nr.

Order No.

N° de commande

Numero di ordinazione

Número de pedido

Заказной номер

Bestel-nr.

Bezeichnung

Designation

Désignation

Denominazione

Denominación

Наименование

Naam

Menge

Quantity

Quantité

Quantità

Cantidad

Количество

Aantal

9700 032 01

Drehbühne

Slewing platform

Plate-forme tournante

Piattaforma girevole

Plataforma de giro

Платформа поворотная

Cabinestuk

1

9699 981 01

Grundrahmen

Base frame

Cadre de base

Telaio di base

Soporte básico

Рама основная

Basisframe

1

Aufbau der Ersatzteilliste:

Layout of the spare-parts list

Constitution de la liste de pièces de rechange

Disposizione della lista pezzi di ricambio

Composición de la lista de piezas de repuestos

Составные части ведомости запасных деталей

Opbouw van de lijst met vervangende onderdelen:

| Pos. | Item | Quantity | Description | Bezeichnung | Serie |
|------|-----------|----------|---------------------------|-------------|-------|
| 2 | 970003201 | 1 | SLEWING PLATFORM ⇒ □ 6 | DREHBUEHNE | |
| 3 | 969998101 | 1 | BASE FRAME | GRUNDRAHMEN | |
| 4 | 968655601 | 1 | CABIN ⇒ □ 10 | KABINE | |
| 5 | 970138501 | 1 | ERECTION FRAME ⇒ □ 24 | A-BOCK | |

Die mit « ⇒ □ 6 » gekennzeichneten Teile sind Baugruppen, deren Einzelteile auf der angegebenen Seite (*hier im Beispiel die Seite 6*) aufgeführt werden.

Parts indicated with « ⇒ □ 6 » are assemblies for which the individual parts are listed on the page specified (*shown in the example as page 6*).

Les pièces marquées de « ⇒ □ 6 » sont des ensembles dont les pièces détachées figurent sur la page indiquée (*à savoir à la page 6 pour cet exemple*).

« ⇒ □ 6 » I pezzi contrassegnati con « ⇒ □ 6 » sono unità di montaggio i cui pezzi singoli sono riportati sulla pagina indicata (*qui come esempio la pagina 6*).

Los componentes indicados con un « ⇒ □ 6 » son componentes constructivos cuyas partes individuales se indican en la página respectiva (*en este ejemplo, en la pág. 6*).

Детали, обозначенные символом « ⇒ □ 6 », являются сборочными группами, составные части которых приведены на соответствующей странице (*здесь в настоящем примере см. стр. 6*).

De met « ⇒ □ 6 » aangeduide onderdelen zijn modules, waarvan de afzonderlijke onderdelen op de aangegeven pagina vermeld worden (*hier in het voorbeeld pagina 6*).

| Pos. | Item | Quantity | Description | Bezeichnung | Serie |
|------|-----------|----------|------------------------------------|-------------------|-----------|
| 131 | 974422301 | 2 | BUTT STRAP 6X35X90 | LASCHE | |
| 132 | 4065164 | 2 | HEX HEAD SCREW ISO 4017 M10X25 8.8 | SECHSKANTSCHRAUBE | 20050721- |

In der Spalte « Serie » ist das Datum vermerkt, ab wann das Teil in dieser Baugruppe verbaut wurde. (Beispiel « 20050721- » entspricht 21.07.2005)

In the « Series » column, the date on which the part was first installed in this assembly is recorded. (*Example « 20050721- » corresponds to 21 July, 2005*)

La colonne « Série » contient la date à laquelle la pièce a été monté pour la première fois dans cet ensemble. (*Exemple « 20050721- » correspond au 21.07.2005*)

Nella colonna « Serie » è indicata la data a partire da quando il pezzo è stato montato in questa unità di montaggio. (*Esempio « 20050721- » corrisponde a 21.07.2005*)

En la columna «Serie», se muestra la fecha a partir de la cual el repuesto se reemplazó en este componente constructivo. (*Ejemplo « 20050721- » significa 21.07.2005*)

В графе «Serie» занесена дата когда эта деталь была встроена в сборочную группу (*например „20050721-“, соответствует 21.07.2005*)

In de kolom «Serie» is de datum aangegeven, waarop het onderdeel in deze module is gezet (*voorbeeld « 20050721- » staat voor 21.07.2005*).

ORIGINALERSATZTEILLISTE
ORIGINAL SPARE PARTS LIST
LISTE DE PIÈCES DE RECHANGE ORIGINALE
LISTA PEZZI DI RICAMBI ORIGINALI
LISTA DE PIEZAS REPUESTOS ORIGINALES
ОДЛИННИК КАТАЛОГ ЗАПЧАСТЕЙ
ORIGINELE ONDERDELENBOEK

Autor: LIM / Technische Dokumentation
Author: LIM / Technical Publication Department
Auteur: LIM / Service Documentation Technique
Autore: LIM / Documentazione tecnica
Autor: LIM / Sección de Documentación Técnica
Автор: LIM / Техническая документаци
Auteur: LIM / afdeling technische documentatie

Ausgabe: 05 / 2015
Issued:
Edition:
Edizione:
Edición:
Издание:
Uitgave:


Hersteller: Liebherr Industrias Metálicas, S.A.
Manufacturer: Polígono Industrial Agustinos, calle E
Fabricant: E-31014 Pamplona (Navarra)
Costruttore: ☎ +34 948 29 70 00
Fabricante: Fax: +34 948 29 70 29
Изготовитель: www.liebherr.com
Producent: E-Mail: info.lim@liebherr.com

- **Diese Ersatzteilliste entspricht dem Stand zum Zeitpunkt der Auslieferung des Krans**
- This spare parts list corresponds with the status upon delivery of the crane.
- Cette liste de pieces de rechange correspond à l'état lors de la livraison de la grue.
- Questa lista dei pezzi di ricambio corrisponde allo stato alla consegna della gru.
- Esta lista de piezas de repuesto corresponde a la versión en el momento de suministro de la grúa.
- Данный перечень запасных частей соответствует версии оборудования на момент отгрузки крана.
- Deze onderdelijst betreft de kraan ten tijde van levering.










| Pos. | Artikel | Menge | Bezeichnung | Description | Serie | K |
|------|--------------|-------|--|----------------------------|-------|---|
| 31 | 95 60 274 01 | 4 | ZENTRALBALLAST C150.003-318.415 B2 500 | CENTRAL BALLAST | | |
| 32 | 95 60 278 01 | 2 | ZENTRALBALLAST C150.003-318.416 63LC/ | CENTRAL BALLAST | | |
| 190 | 90 10 679 30 | 1 | KABELBEFESTIGUNG C062.070-411.600 ⇒  33 | CABLE ATTACHMENT | | |
| 192 | 90 13 319 30 | 2 | KABELBEFESTIGUNG C065.800-410.140 ⇒  46 | CABLE ATTACHMENT | | |
| 200 | 90 80 291 6 | 1 | GEGENAUSLEGER C073.070-711.000 ⇒  71 | COUNTER JIB | | |
| 201 | 90 80 276 1 | 1 | AUSLEGERANLENKSTUECK C073.070-611. ⇒  64 | JIB PIVOTING SECTION | | |
| 202 | 90 80 228 7 | 1 | AUSLEGERZWISCHENSTUECK C073.070-62 ⇒  56 | INTERMEDIATE JIB SECTION | | |
| 203 | 90 80 240 1 | 1 | AUSLEGERZWISCHENSTUECK C073.070-62 ⇒  58 | INTERMEDIATE JIB SECTION | | |
| 204 | 90 80 233 4 | 1 | AUSLEGERZWISCHENSTUECK C073.070-62 ⇒  57 | INTERMEDIATE JIB SECTION | | |
| 205 | 90 80 243 4 | 1 | AUSLEGERZWISCHENSTUECK C073.070-63 ⇒  59 | INTERMEDIATE JIB SECTION | | |
| 206 | 90 80 257 1 | 1 | AUSLEGERZWISCHENSTUECK C073.070-63 ⇒  60 | INTERMEDIATE JIB SECTION | | |
| 207 | 90 80 262 1 | 1 | AUSLEGERZWISCHENSTUECK C073.070-63 ⇒  61 | INTERMEDIATE JIB SECTION | | |
| 208 | 90 80 267 9 | 1 | AUSLEGERZWISCHENSTUECK C073.070-63 ⇒  62 | INTERMEDIATE JIB SECTION | | |
| 210 | 90 80 271 5 | 1 | AUSLEGERKOPFSTUECK C073.070-641.000 ⇒  63 | JIB HEAD SECTION | | |
| 220 | 96 96 515 01 | 1 | KUD-AUFLAGE C067.001-333.000 ⇒  147 | SLEWING RING SUPPORT | | |
| 230 | 90 80 325 1 | 1 | KUGELDREHKRANZ M.VERB.MATERIAL C07 ⇒  100 | SWING RING AND FIXING SCRE | | |
| 240 | 90 80 284 2 | 1 | LAUFKATZE C073.070-661.000 ⇒  68 | TROLLEY | | |
| 251 | 90 00 337 1 | 1 | UNTERFLASCHE LAH080ET013-000 ⇒  23 | BOTTOM HOOK BLOCK | | |
| 265 | 90 11 477 30 | 2 | AUSLEGERAUFHAENGUNG C063.070-612.20 ⇒  37 | JIB SUSPENSION | | |
| 300 | 90 80 311 9 | 1 | DREHBUEHNE C073.070-411.000 ⇒  92 | SLEWING PLATFORM | | |
| 305 | 90 80 336 0 | 1 | PLATTFORM C073.070-417.000 ⇒  102 | PLATFORM | | |
| 310 | 93 97 338 01 | 1 | FAHRKORB C155.001-671.100 ⇒  142 | ELEVATOR CAGE | | |
| 320 | 90 80 317 6 | 1 | KABINENPODEST C073.070-414.000 ⇒  98 | CABIN PLATFORM | | |
| 350 | 90 80 308 9 | 8 | GEGENGEWICHT 1900KG C073.070-718.100 | COUNTERWEIGHT | | |
| 351 | 90 10 666 30 | 2 | GEGENGEWICHT C062.070-718.200 | COUNTERWEIGHT | | |
| 352 | 90 10 667 30 | 1 | GEGENGEWICHT C062.070-718.300 | COUNTERWEIGHT | | |
| 360 | 11 60 017 7 | 1 | KATZSEIL 45kN 8mmX73m SZ | CRAB ROPE | | |
| 361 | 11 60 018 7 | 1 | KATZSEIL 45kN 8mmX120m SZ | CRAB ROPE | | |
| 370 | 90 80 307 5 | 1 | SICHERUNGSSEIL AUSLEGER C073.070-69 ⇒  86 | SAFETY ROPE JIB | | |
| 385 | 10 34 256 0 | 165m | HUBSEIL 16 211kN zZ bk bk | HOIST ROPE | | |
| 401 | 90 80 339 8 | 1 | TURMSCHILDER C073.070-851.200 ⇒  105 | TOWER LABELS | | |
| 422 | 90 80 352 9 | 1 | TRAGF.SCHILDER 2R-8T C073.070-851.150 ⇒  108 | | | |
| 441 | 90 80 313 1 | 1 | SCHILD C073.070-535.100 ⇒  95 | SIGN | | |
| 500 | 96 99 471 01 | 1 | DREHWERK DRW180AZ416-000.000 ⇒  150 | SLEWING GEAR | | |

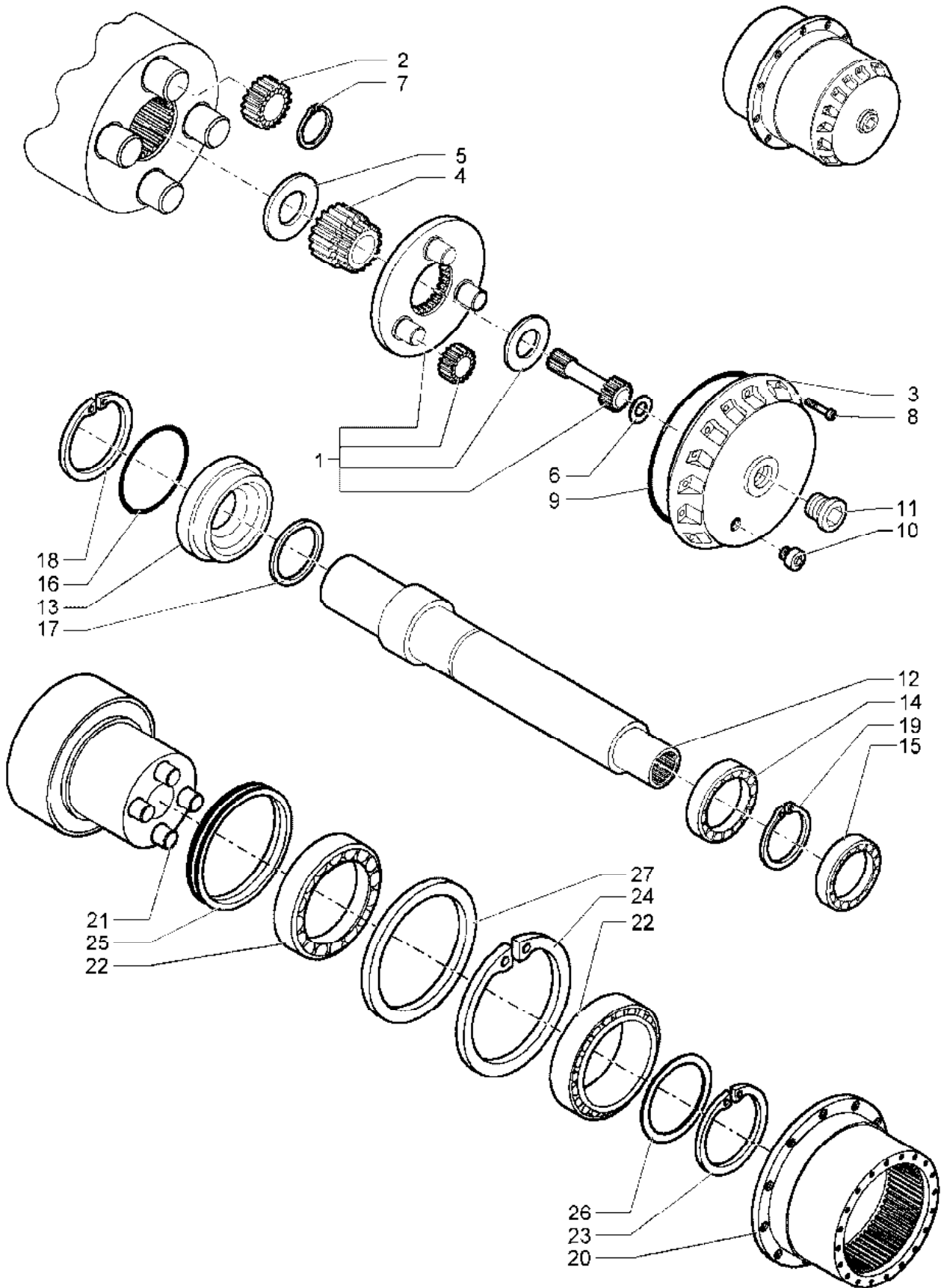
26.5.2015

LE21035_150ecb8lit_etl_de

 1 (1/2)**LIEBHERR**

15 0E CB_0001

| Pos. | Artikel | Menge | Bezeichnung | Description | Serie | K |
|------|--------------|-------|--|---------------------------|-------|---|
| 513 | 90 00 386 9 | 1 | WINDWERK 6106X219X37KW WIW250MZ41 ⇒  26 | WINCH | | |
| 521 | 93 19 635 01 | 1 | KATZFAHRWERK KAW160MZ002-650.000 ⇒  116 | TROLLEY TRAVEL GEAR | | |
| 550 | 60 02 244 01 | 10m | ELEKTROKABEL | ELECTRIC CABLE | | |
| 562 | 90 80 317 6 | 1 | KABINENPODEST C073.070-414.000 ⇒  98 | CABIN PLATFORM | | |
| 570 | 90 80 348 0 | 1 | TRAFO ELZ300BD003-000 ⇒  107 | TRANSFORMER | | |
| 613 | 90 11 597 30 | 1 | WINDMESS-UND WINDWARNANLAGE ELZ3 ⇒  38 | WIND WARNING UNIT | | |
| 626 | 90 80 299 6 | 1 | ELEKTROINSTALLATION C073.870-721.000 ⇒  79 | ELECTRIC INSTALLATION | | |
| 635 | 90 80 299 4 | 1 | ELEKTROINSTALLATION C073.870-611.600 ⇒  77 | ELECTRIC INSTALLATION | | |
| 640 | 90 80 306 7 | 1 | E-INST. FUEHRERHAUS ELZ300VZ000-000 ⇒  83 | ELECTRIC INSTALL. CABIN | | |
| 641 | 96 99 124 01 | 1 | E-INST. KLIMAAANLAGE C062.800-535.000 ⇒  149 | E-INST. AIR-CONDITIONING | | |
| 650 | 90 11 763 30 | 1 | ZENTRALSCHMIERANLAGE C063.070-419.00 ⇒  42 | CENTRAL LUBRICATING SYSTE | | |
| 668 | 90 01 541 8 | 1 | GERAETEPLATTE 4005-22472-82327 ⇒  29 | DEVICE PLATE | | |
| 670 | 90 80 307 8 | 1 | KATZSENSOR ELZ301AK000-000 ⇒  88 | TROLLEY SENSOR | | |
| 671 | 90 80 311 3 | 1 | LASTSENSOR ELZ303AD000-000 ⇒  90 | LOAD SENSOR | | |
| 672 | 90 11 737 30 | 1 | DREHWINKELSENSOR ⇒  41 | SLEWING ANGLE SENSOR | | |
| 673 | 90 80 307 7 | 1 | SENKTIEFENSSENSOR ELZ300AH000-000 ⇒  87 | HOOK LEVEL SENSOR | | |
| 674 | 90 80 311 4 | 1 | SENSOR ELZ300GD000-000 ⇒  91 | SENSOR | | |
| 705 | 93 43 417 01 | 1 | FUNKFERNSTEUERUNG AC-31S EC-H HC ⇒  135 | RADIO REMOTE CONTROL | | |
| 710 | 93 42 693 01 | 1 | ANSCHALTBAUGRUPPE ⇒  134 | INTERFACE MODULE | | |
| 802 | 90 80 049 9 | 1 | KABINE C062.073-535.000 COMFORT ⇒  48 | CABIN | | |
| 810 | 10 16 781 8 | 1 | STEUERSTAND ⇒  12 | CONTROL STAND | | |
| 901 | 83 01 117 01 | 1 | GRUNDIERUNG BRAUN 1 L | PRIMING | | |
| 902 | 83 02 013 01 | 1 | DECKLACK LIEBHERRGELB | TOP COAT | | |
| 904 | 90 80 165 1 | 1 | WERKZEUGKASTEN C070.070-968.100 ⇒  54 | TOOL BOX | | |
| 1002 | 90 80 352 0 | 1 | DOKUMENTATION KT | DOCUMENTATION KT | | |



300009

26.5.2015
300009

LE21035_150ecb8lit_etl_de

PLANETENGETRIEBE
PLANETARY GEARBOX

3 (1/2)

10 00 622 7

LIEBHERR

| Pos. | Artikel | Menge | Bezeichnung | Description | Serie | K |
|------|--------------|-------|--------------------------------------|--------------------------|-------|---|
| 1 | 10 02 189 6 | 1 | PLANETENTRAEGER | PLANETARY CARRIER | | |
| 2 | 10 02 189 7 | 1 | ZAHNRADSATZ | GEAR SET | | |
| 3 | 10 02 189 9 | 1 | DECKEL | COVER | | |
| 4 | 10 02 190 0 | 1 | RITZEL | PINION | | |
| 5 | 10 02 189 3 | 1 | SCHEIBE | WASHER | | |
| 6 | 10 02 189 4 | 1 | SCHEIBE | WASHER | | |
| 7 | 42 80 029 01 | 4 | SICHERUNGSRING DIN 471 35X1,5 | LOCKING RING | | |
| 8 | 46 00 048 | 8 | ZYLINDERSCHRAUBE ISO 4762 M6X16 8.8 | SOCKET HEAD SCREW | | |
| 9 | 72 64 277 01 | 1 | O-RING DIN 3771 160X3 NBR 70 | O-RING | | |
| 10 | 50 28 193 01 | 2 | VERSCHLUSSSCHRAUBE AM 16X1,5 VS/A | SCREW PLUG | | |
| 11 | 47 75 100 01 | 1 | VERSCHLUSSSCHRAUBE 0189352100 | SCREW PLUG | | |
| 12 | 10 02 189 1 | 1 | WELLE | SHAFT | | |
| 13 | 10 02 190 1 | 1 | RING | RING | | |
| 14 | 74 51 551 01 | 1 | RILLENKUGELLAGER DIN 625 40X80X18 -6 | DEEP GROOVE BALL BEARING | | |
| 15 | 74 51 407 01 | 1 | RILLENKUGELLAGER DIN 625 35X72X17 -6 | DEEP GROOVE BALL BEARING | | |
| 16 | 76 10 610 03 | 1 | O-RING 130x4 NBR 70 | O-RING | | |
| 17 | 71 00 459 01 | 1 | RADIALWELLENDICHTRING DIN 3760 ASL 5 | ROTARY SHAFT LIP SEAL | | |
| 18 | 42 81 039 01 | 1 | SICHERUNGSRING DIN 472 130X4 | LOCKING RING | | |
| 19 | 42 80 035 01 | 1 | SICHERUNGSRING DIN 471 40X1,75 | LOCKING RING | | |
| 20 | 10 02 189 0 | 1 | HOHLRAD | INTERNAL GEARED WHEEL | | |
| 21 | 10 02 188 9 | 1 | TRAGROHR | BRACING TUBE | | |
| 22 | 10 02 188 7 | 2 | KEGELROLLENLAGER ISO 355 130X185X29 | TAPERED ROLLER BEARING | | |
| 23 | 42 80 076 01 | 1 | SICHERUNGSRING DIN 471 130X4 | LOCKING RING | | |
| 24 | 42 81 049 01 | 1 | SICHERUNGSRING DIN 472 185X4 | LOCKING RING | | |
| 25 | 10 02 189 2 | 1 | GLEITRINGDICHTUNG | AXIAL FACE SEAL | | |
| 26 | 10 02 189 5 | 1 | SCHEIBE 130,1X145X3,5 | WASHER | | |
| 27 | 10 02 188 8 | 1 | PASSSCHEIBE AEHNL.DIN 988 170X185X1 | SHIM RING | | |

26.5.2015

LE21035_150ecb8lit_etl_de

4 (2/2)

LIEBHERR

PLANETENGETRIEBE
PLANETARY GEARBOX

10 00 622 7

OHNE BILD

WITHOUT ILLUSTRATION

SANS ILLUSTRATION

SIN ILUSTRACION

БЕЗ ИЗОБРАЖЕНИЯ

| Pos. | Artikel | Menge | Bezeichnung | Description | Serie | K |
|------|--------------|-------|---------------------|-------------------|-------|---|
| 1 | 63 21 655 01 | 1 | BETAETIGUNGSELEMENT | ACTUATION ELEMENT | | |
| 2 | 10 00 635 0 | 1 | LAMPENFASSUNG | LAMP SOCKET | | |
| 3 | 63 21 652 01 | 1 | SCHALTELEMENT | SWITCHING ELEMENT | | |

26.5.2015
000001

LIEBHERR

LE21035_150ecb8lit_etl_de

TASTER
PUSH-BUTTON

5

10 00 634 9

OHNE BILD

WITHOUT ILLUSTRATION

SANS ILLUSTRATION

SIN ILUSTRACION

БЕЗ ИЗОБРАЖЕНИЯ

| Pos. | Artikel | Menge | Bezeichnung | Description | Serie | K |
|------|--------------|-------|---------------------|------------------------|-------|---|
| 1 | 60 72 150 01 | 1 | LEUCHTMELDERVORSATZ | SIGNAL LAMP ATTACHMENT | | |
| 2 | 10 00 635 1 | 1 | LAMPENFASSUNG | LAMP SOCKET | | |

26.5.2015
000001

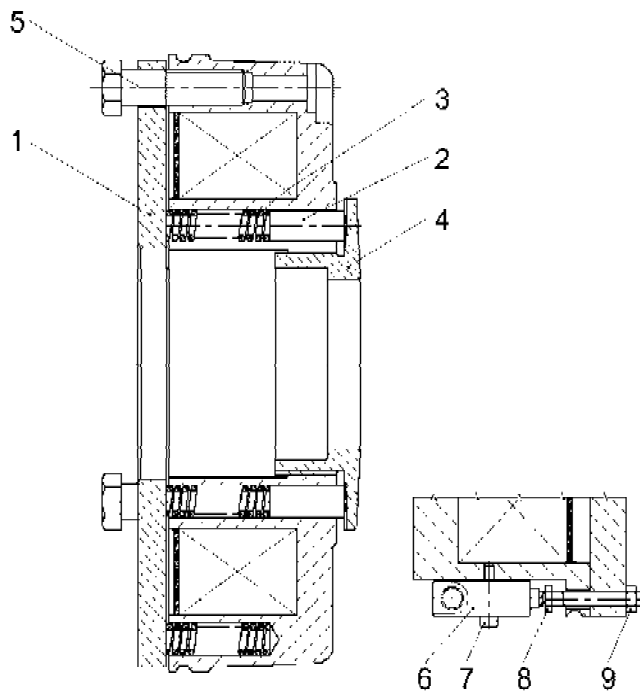
LIEBHERR

LE21035_150ecb8lit_etl_de

SIGNALLAMPE
SIGNAL LAMP

6

10 00 635 2



300027

| Pos. | Artikel | Menge | Bezeichnung | Description | Serie | K |
|------|--------------|-------|--------------------------------------|----------------------|-------|---|
| 1 | 10 02 407 3 | 1 | ANKERSCHEIBE BME45816-027 | ARMATURE DISK | | |
| 2 | 50 28 849 01 | 6 | DRUCKSTUECK BME45816-006 | THRUST PIECE | | |
| 3 | 50 28 850 01 | 9 | DRUCKFEDER BME45816-004 | PRESSURE SPRING | | |
| 4 | 50 28 851 01 | 1 | PASSROHR | FITTING TUBE | | |
| 5 | 50 28 621 01 | 3 | HUELSE BME45814-016 | SLEEVE | | |
| 6 | 10 00 559 5 | 1 | ERSATZTEIL-SET | REPLACEMENT PART KIT | | |
| 7 | 40 42 372 01 | 2 | ZYLINDERSCHRAUBE ISO 4762 M 3X18 8.8 | SOCKET HEAD SCREW | | |
| 8 | 10 02 407 2 | 1 | SCHRAUBE M4X40 | SCREW | | |
| 9 | 41 15 095 01 | 1 | SECHSKANTMUTTER ISO 4032 M4 6 A2C V | HEX NUT | | |

26.5.2015
300027

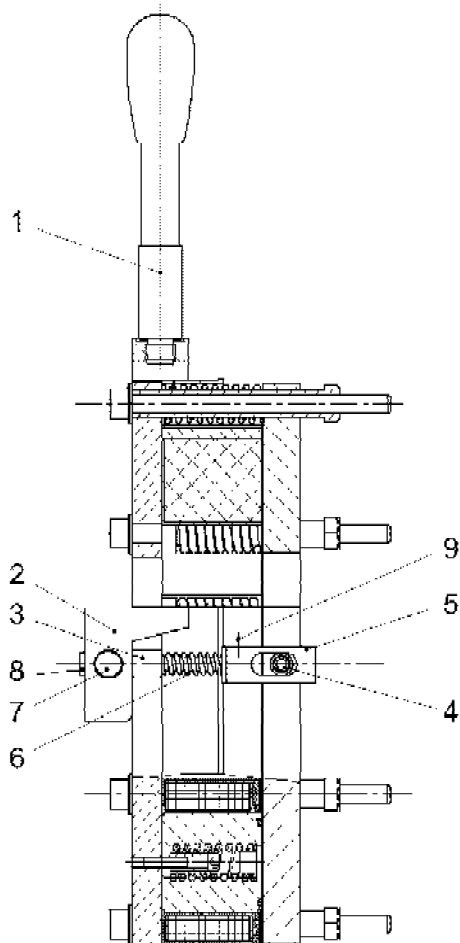
LIEBHERR

LE21035_150ecb8lit_etl_de

MAGNETTEIL
SOLENOID

7

10 02 407 1



300075

| Pos. | Artikel | Menge | Bezeichnung | Description | Serie | K |
|------|-------------|-------|--------------------------------------|-------------------------|-------|---|
| 1 | 10 03 989 5 | 1 | HEBEL | LEVER | | |
| 2 | 10 16 636 1 | 1 | HANDLUEFTBUEGEL | MANUAL BRAKE RELEASE BR | | |
| 3 | 10 16 635 7 | 2 | AUGENSCHRAUBE | EYE BOLT | | |
| 4 | 10 16 885 3 | 2 | SCHWERSPANNSTIFT S 12X45 | TENSION PIN | | |
| 5 | 10 16 635 9 | 2 | FLANSCH | FLANGE | | |
| 6 | 10 16 635 8 | 2 | DRUCKFEDER 2,0X10,3X44 | PRESSURE SPRING | | |
| 7 | 10 16 636 0 | 2 | BOLZEN | PIN | | |
| 8 | 46 00 179 | 2 | ZYLINDERSCHRAUBE ISO 4762 M 8X80 8.8 | SOCKET HEAD SCREW | | |
| 9 | 10 16 636 7 | 2 | GEWINDESTIFT DIN 916 M4X5 45H | GRUB SCREW | | |

26.5.2015
300075

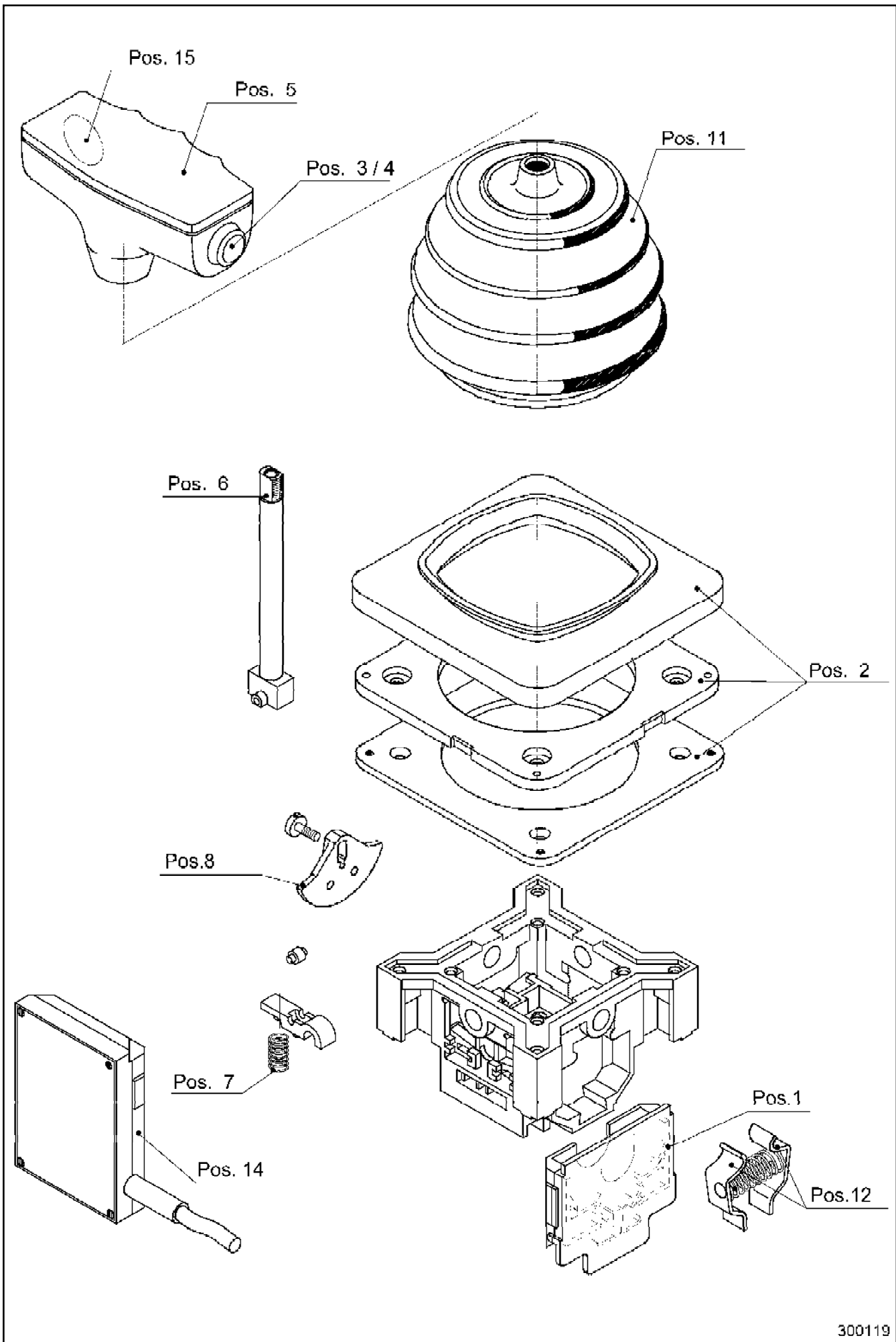
LIEBHERR

LE21035_150ecb8lit_etl_de

HANDLUEFTUNG
MANUAL RELEASE

8

10 16 636 3



| Pos. | Artikel | Menge | Bezeichnung | Description | Serie | K |
|------|--------------|-------|-------------------------------------|--------------------------|-------|---|
| 1 | 10 17 313 7 | 4 | REPARATURSATZ | REPAIR KIT | | |
| 2 | 64 00 584 01 | 1 | ROSETTE | ROSE | | |
| 3 | 63 21 147 01 | 1 | SCHWENKBREMSTASTER 1.10001.151.0104 | SWIVEL BRAKE BUTTON | | |
| 4 | 63 21 132 01 | 1 | DICHTUNGSKAPPE 5.52008.115 | SEALING CAP | | |
| 5 | 64 00 961 01 | 1 | GRIFFOBERTEIL | HANDLE UPPER PART | | |
| 6 | 64 00 355 01 | 1 | GRIFFSTANGE CSO41A-115 | HAND RAIL | | |
| 7 | 64 01 902 01 | 4 | RASTENFEDER VCSO13 FLA | STOP SPRING | | |
| 8 | 10 04 543 6 | 2Satz | NOCKENSCHLEIBE | CAM DISC | | |
| 11 | 64 00 013 01 | 1 | GUMMISTULPE V 041 P | RUBBER BOOT | | |
| 12 | 10 16 920 4 | 2 | RUECKZUGEINRICHTUNG | RESETTING DEVICE | | |
| 14 | 64 20 200 01 | 2 | ABSOLUTWERTGEBER | ABSOLUTE VALUE TRANSDUCE | | |
| 15 | 64 20 205 01 | 1 | SENSORKOPFELEKTRONIK ESS080K SM 12 | SENSOR HEAD ELECTRONICS | | |

26.5.2015

LE21035_150ecb8lit_etl_de

10 (2/2)

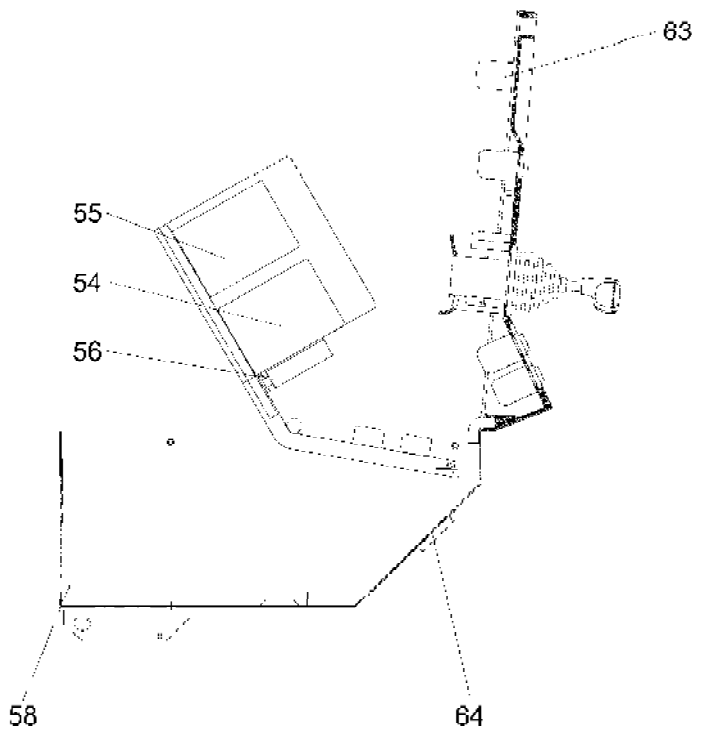
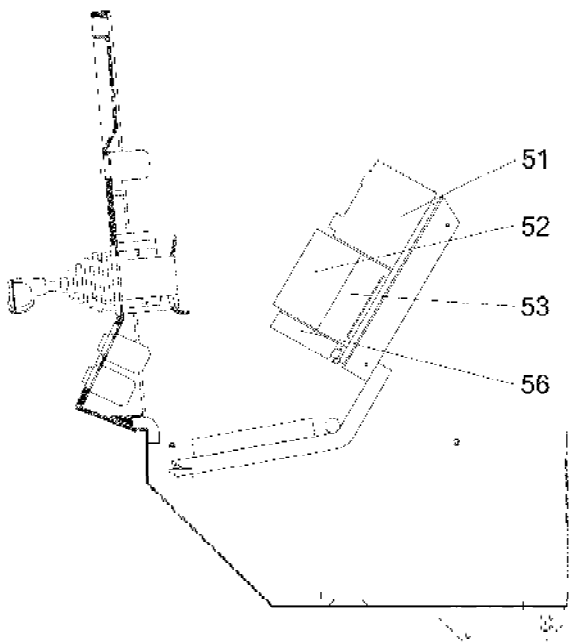
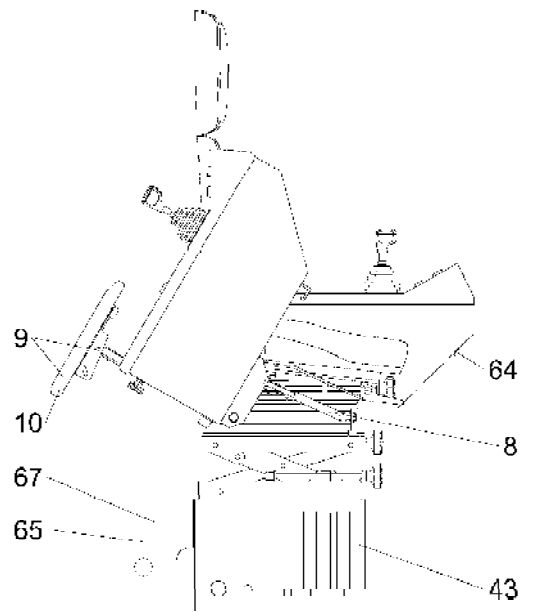
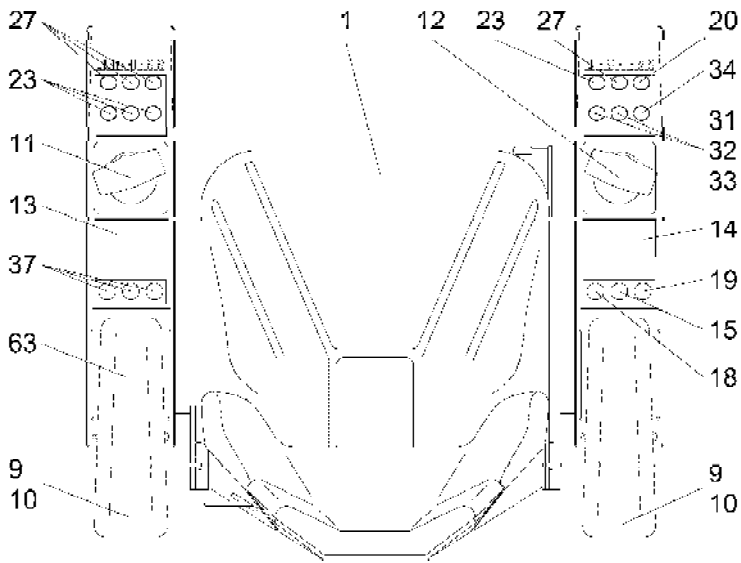
LIEBHERR

STEUERHEBEL
CONTROL LEVER / JOYSTICK

10 16 747 5

| Pos. | Artikel | Menge | Bezeichnung | Description | Serie | K |
|------|--------------|-------|----------------------------------|-----------------------|-------|---|
| 1 | 60 50 340 01 | 1 | STECKER CANNON-STECKER 4-POL 22A | PLUG | | |
| 2 | 60 30 054 01 | 1 | FORMTEIL 31mm/4,3:1 | MOULDING | | |
| 3 | 60 27 346 01 | 1 | SCHOTTDURCHFUEHRUNG CANNON 4-PO | BULKHEAD PIPE FITTING | | |

| | | |
|-----------------|---------------------------|-----------------------------|
| 26.5.2015 | LE21035_150ecb8lit_etl_de | <input type="checkbox"/> 11 |
| LIEBHERR | BUSLEITUNG BUS LINE | 10 16 773 8 |



302847

26.5.2015
302847

LIEBHERR

LE21035_150ecb8lit_etl_de

STEUERSTAND
CONTROL STAND


12 (1/2)

10 16 781 8

| Pos. | Artikel | Menge | Bezeichnung | Description | Serie | K |
|------|--------------|-------|--|--------------------------|-------|---|
| 1 | 77 41 038 01 | 1 | SITZ | SEAT | | |
| 8 | 72 09 103 01 | 2 | GASFEDER 082430 0200N | GAS SPRING | | |
| 9 | 64 00 533 01 | 2 | ARMSTUETZE | ARM SUPPORT | | |
| 10 | 64 00 543 01 | 2 | ARMPOLSTER | ARM PADDING | | |
| 11 | 10 16 747 5 | 1 | STEUERHEBEL ⇒  9 | CONTROL LEVER / JOYSTICK | | |
| 12 | 64 01 513 01 | 1 | STEUERHEBEL ⇒  21 | CONTROL LEVER / JOYSTICK | | |
| 13 | 63 80 140 01 | 1 | SCHILD KATZ/DREHWERK | SIGN | | |
| 14 | 63 80 141 01 | 1 | SCHILD HUB/FAHRWERK | SIGN | | |
| 15 | 60 66 126 01 | 1 | TASTER NOT-AUS ⇒  18 | PUSH-BUTTON EMERGENCY S | | |
| 18 | 63 25 202 01 | 1 | WAHLSCHALTER | SELECTOR SWITCH | | |
| 19 | 63 25 203 01 | 1 | WAHLSCHALTER | SELECTOR SWITCH | | |
| 20 | 26 39 459 02 | 1 | DRUCKTASTER DRUCKTASTER FLACH 10 ⇒  17 | PUSH BUTTON | | |
| 23 | 10 00 634 9 | 4 | TASTER LEUCHTDRUCKTASTER 00E 1S ⇒  5 | PUSH-BUTTON | | |
| 27 | 60 66 129 01 | 4 | TASTER ⇒  19 | PUSH-BUTTON | | |
| 31 | 63 21 642 01 | 2 | BETAETIGUNGSELEMENT | ACTUATION ELEMENT | | |
| 32 | 63 21 652 01 | 2 | SCHALTELEMENT | SWITCHING ELEMENT | | |
| 33 | 63 21 650 01 | 2 | SCHALTELEMENT | SWITCHING ELEMENT | | |
| 34 | 10 00 635 2 | 1 | SIGNALLAMPE ROT 24V ⇒  6 | SIGNAL LAMP | | |
| 37 | 26 45 196 02 | 4 | BLINDVERSCHLUSS | BLIND PLUG | | |
| 43 | 61 53 070 01 | 1 | KABINENHEIZUNG ⇒  20 | CABIN HEATING | | |
| 51 | 10 00 233 5 | 1 | NETZGERAET 149002-31001 | POWER SUPPLY | | |
| 52 | 10 00 198 0 | 1 | BUSMODUL | BUS MODULE | | |
| 53 | 10 00 236 1 | 1 | BUSMODUL | BUS MODULE | | |
| 54 | 63 59 000 01 | 1 | EINGABEMODUL ANALOG | INPUT MODULE ANALOG | | |
| 55 | 63 58 988 01 | 1 | EINGABEMODUL | INPUT MODULE | | |
| 56 | 64 20 206 01 | 2 | AUSWERTEELEKTRONIK ESS080 | EVALUATION ELECTRONICS | | |
| 58 | 10 16 773 8 | 1 | BUSLEITUNG MIT STECKER ⇒  11 | BUS LINE | | |
| 63 | 10 02 746 5 | 1 | SCHALTUHR | TIME SWITCH | | |
| 64 | 10 16 982 1 | 1 | RAUMTHERMOSTAT | ROOM THERMOSTAT | | |
| 65 | 69 17 112 01 | 1 | NETZGERAET 230VAC 12C/24C 10/5A | POWER SUPPLY | | |
| 67 | 10 16 961 2 | 2 | SCHUETZ | CONTACTOR | | |

26.5.2015

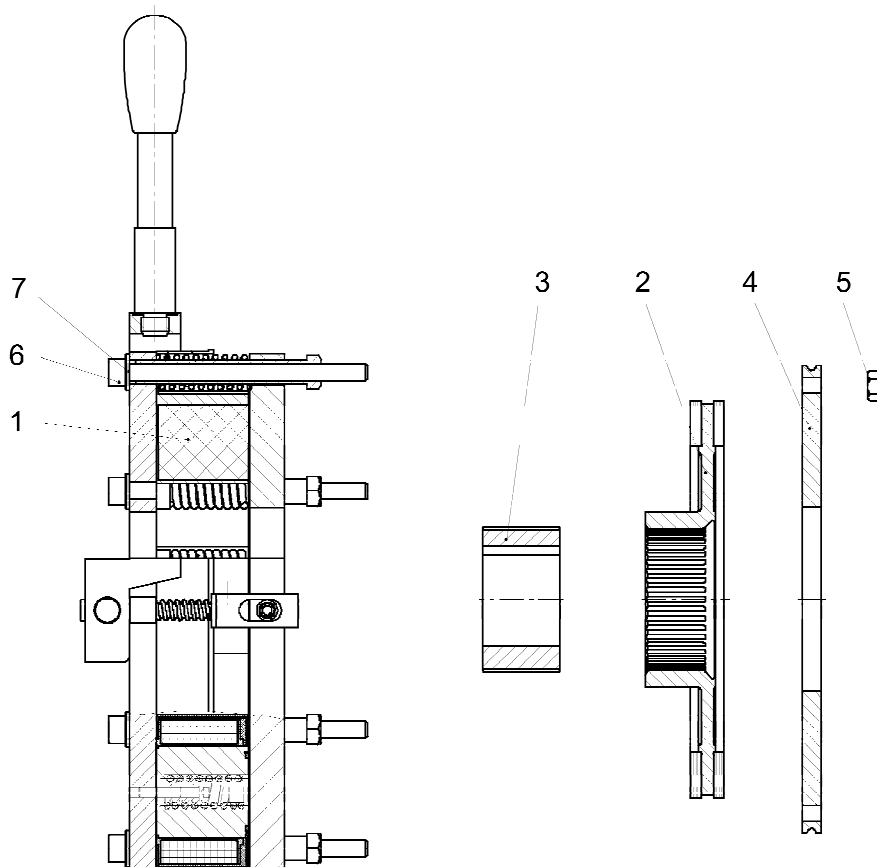
LE21035_150ecb8lit_etl_de

 13 (2/2)


LIEBHERR

STEUERSTAND
CONTROL STAND

10 16 781 8



301502

| Pos. | Artikel | Menge | Bezeichnung | Description | Serie | K |
|------|--------------|-------|---|-------------------|-------|---|
| 1 | 10 16 885 4 | 1 | MAGNETTEIL 103V ⇒  15 | SOLENOID | | |
| 2 | 10 04 201 8 | 1 | ROTOR | ROTOR | | |
| 3 | 10 03 989 6 | 1 | NABE | HUB | | |
| 4 | 50 28 945 01 | 1 | FLANSCH | FLANGE | | |
| 5 | 41 15 047 01 | 6 | SECHSKANTMUTTER ISO 4032 M10 10 A3C | HEX NUT | | |
| 6 | 40 43 014 | 6 | ZYLINDERSCHRAUBE ISO 4762 M10X140 10. | SOCKET HEAD SCREW | | |
| 7 | 42 00 013 01 | 6 | SCHEIBE ISO 7089 10 200HV A3C A3C | WASHER | | |

26.5.2015
301502

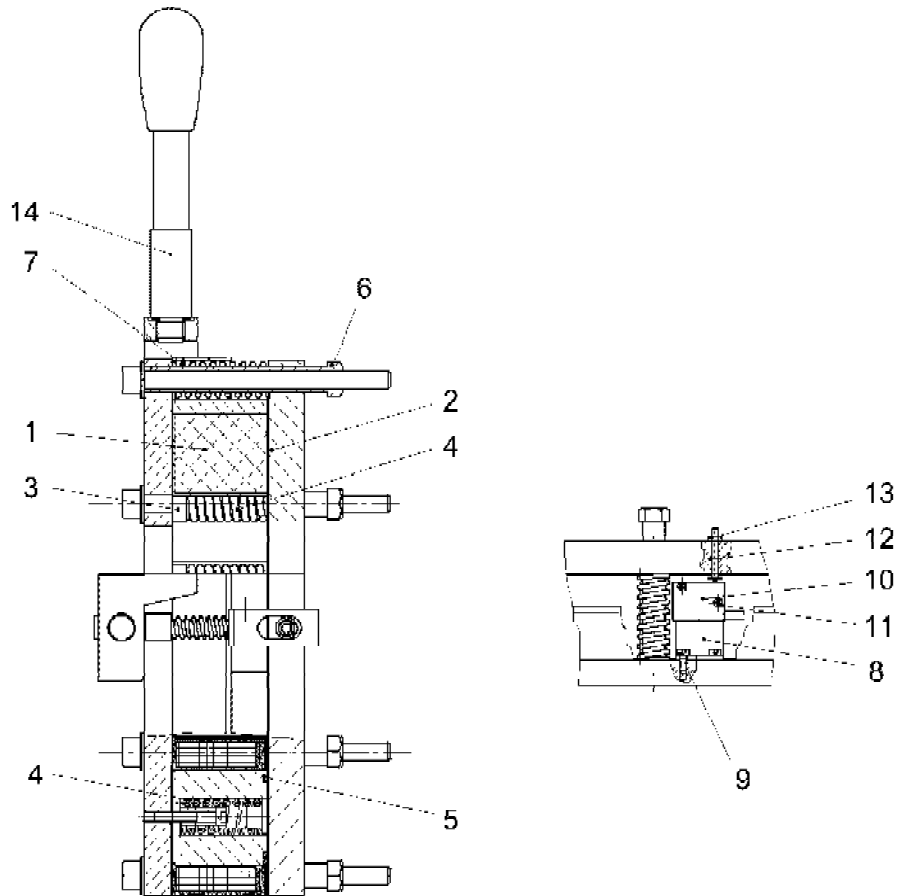
LIEBHERR

LE21035_150ecb8lit_etl_de

BREMSE
BRAKE

 14

10 16 840 0



300074

| Pos. | Artikel | Menge | Bezeichnung | Description | Serie | K |
|------|--------------|-------|---------------------------------------|-------------------|-------|---|
| 1 | 10 16 885 2 | 1 | MAGNETTEIL 103V | SOLENOID | | |
| 2 | 10 03 992 5 | 1 | ANKERSCHEIBE | ARMATURE DISK | | |
| 3 | 10 03 992 4 | 6 | FUEHRUNGSBOLZEN | GUIDING BOLT | | |
| 4 | 10 03 992 3 | 6 | DRUCKFEDER | PRESSURE SPRING | | |
| 5 | 72 64 214 08 | 3 | O-RING 40X2,5 NBR70 | O-RING | | |
| 6 | 10 03 992 2 | 6 | HUELSE | SLEEVE | | |
| 7 | 10 03 991 5 | 6 | DRUCKFEDER | PRESSURE SPRING | | |
| 8 | 10 03 991 2 | 1 | WINKEL | ANGLE | | |
| 9 | 40 42 002 01 | 2 | ZYLINDERSCHRAUBE ISO 4762 M4X8 8.8 A2 | SOCKET HEAD SCREW | | |
| 10 | 10 03 991 0 | 1 | MIKROSCHALTER 250V 5A 1W IP65 V3S | MICRO SWITCH | | |
| 11 | 40 84 007 01 | 2 | FLACHKOPFSCHRAUBE ISO 7045 M3X16 H | PAN-HEAD SCREW | | |
| 12 | 10 03 989 7 | 1 | SCHRAUBE M4X30 | SCREW | | |
| 13 | 41 15 095 01 | 1 | SECHSKANTMUTTER ISO 4032 M4 6 A2C V | HEX NUT | | |
| 14 | 10 16 636 3 | 1 | HANDLUEFTUNG | MANUAL RELEASE | | |

⇒ 8

26.5.2015
300074

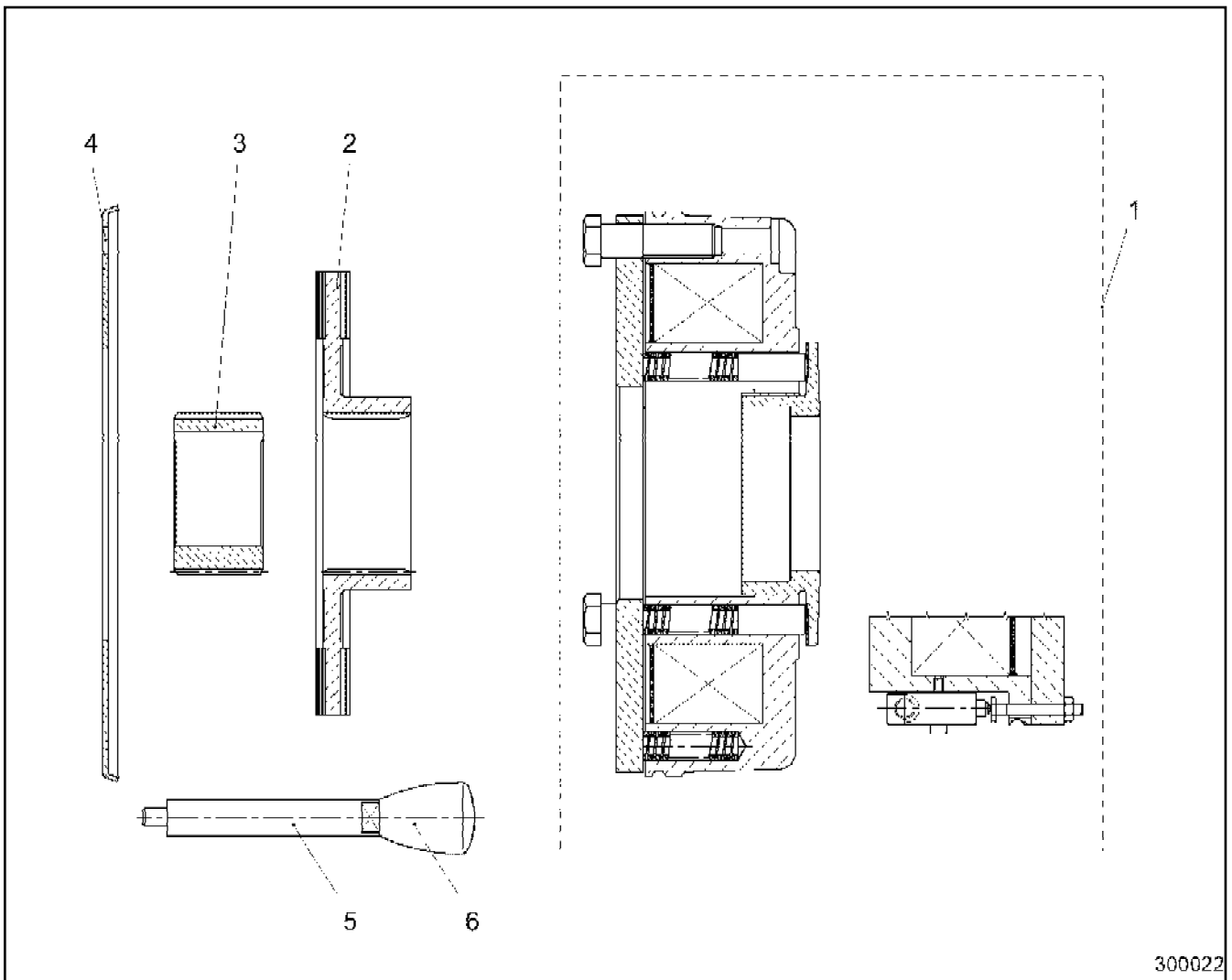
LIEBHERR

LE21035_150ecb8lit_etl_de


MAGNETTEIL
SOLENOID

15

10 16 885 4



300022

| Pos. | Artikel | Menge | Bezeichnung | Description | Serie | K |
|------|--------------|-------|--|---------------|-------|---|
| 1 | 10 02 407 1 | 1 | MAGNETTEIL 205V ⇒  7 | SOLENOID | | |
| 2 | 10 17 083 4 | 1 | ROTOR KPL. | ROTOR CPL | | |
| 3 | 50 28 638 01 | 1 | NABE BO.35H7 BFE45816-004 | HUB | | |
| 4 | 50 28 952 01 | 1 | REIBBLECH BFE45816-010 | FRICION PLATE | | |
| 5 | 50 28 861 01 | 1 | HEBEL BHE45816-002 | LEVER | | |
| 6 | 50 28 526 01 | 1 | KNOPF M 6 10.15020 | BUTTON | | |

26.5.2015
300022

LIEBHERR

LE21035_150ecb8lit_etl_de

BREMSE
BRAKE

 16

10 16 927 4

OHNE BILD

WITHOUT ILLUSTRATION

SANS ILLUSTRATION

SIN ILUSTRACION

БЕЗ ИЗОБРАЖЕНИЯ

| Pos. | Artikel | Menge | Bezeichnung | Description | Serie | K |
|------|--------------|-------|---------------------|-------------------|-------|---|
| 1 | 63 21 641 01 | 1 | BETAETIGUNGSELEMENT | ACTUATION ELEMENT | | |
| 2 | 63 21 650 01 | 1 | SCHALTELEMENT | SWITCHING ELEMENT | | |

26.5.2015
000001

LIEBHERR

LE21035_150ecb8lit_etl_de

DRUCKTASTER
PUSH BUTTON

17

26 39 459 02

OHNE BILD

WITHOUT ILLUSTRATION

SANS ILLUSTRATION

SIN ILUSTRACION

БЕЗ ИЗОБРАЖЕНИЯ

| Pos. | Artikel | Menge | Bezeichnung | Description | Serie | K |
|------|--------------|-------|---------------------|-------------------|-------|---|
| 1 | 63 21 640 01 | 1 | BETAETIGUNGSELEMENT | ACTUATION ELEMENT | | |
| 2 | 63 21 650 01 | 2 | SCHALTELEMENT | SWITCHING ELEMENT | | |

26.5.2015
000001

LIEBHERR

LE21035_150ecb8lit_etl_de

TASTER NOT-AUS
PUSH-BUTTON EMERGENCY SWITCH

18

60 66 126 01

OHNE BILD

WITHOUT ILLUSTRATION

SANS ILLUSTRATION

SIN ILUSTRACION

БЕЗ ИЗОБРАЖЕНИЯ

| Pos. | Artikel | Menge | Bezeichnung | Description | Serie | K |
|------|--------------|-------|---------------------|-------------------|-------|---|
| 1 | 63 21 643 01 | 1 | BETAETIGUNGSELEMENT | ACTUATION ELEMENT | | |
| 2 | 63 21 652 01 | 1 | SCHALTELEMENT | SWITCHING ELEMENT | | |

26.5.2015
000001

LIEBHERR

LE21035_150ecb8lit_etl_de

TASTER
PUSH-BUTTON

19

60 66 129 01

OHNE BILD

WITHOUT ILLUSTRATION

SANS ILLUSTRATION

SIN ILUSTRACION

БЕЗ ИЗОБРАЖЕНИЯ

| Pos. | Artikel | Menge | Bezeichnung | Description | Serie | K |
|------|--------------|-------|---------------------------------------|---------------------|-------|---|
| 1 | 61 53 206 01 | 2 | LUEFTERMOTOR 230V 50-60HZ 832.113.016 | FAN MOTOR | | |
| 2 | 64 01 910 01 | 1 | LUEFTERLAGER | FAN BEARING | | |
| 3 | 61 53 207 01 | 2 | HEIZUNG 2KW 460V 50/60HZ SM 9788-16-1 | HEATING | | |
| 4 | 61 51 155 01 | 1 | TEMPERATURKONTAKT | TEMPERATURE CONTACT | | |
| 5 | 61 53 153 01 | 1 | LUEFTUNGSGITTER LINKS | AIR GRILLE LEFT | | |
| 6 | 61 53 154 01 | 1 | LUEFTUNGSGITTER RECHTS | AIR GRILLE RIGHT | | |
| 7 | 63 60 145 01 | 1 | KLEMMLEISTE | CLAMPING STRIP | | |

26.5.2015
000001

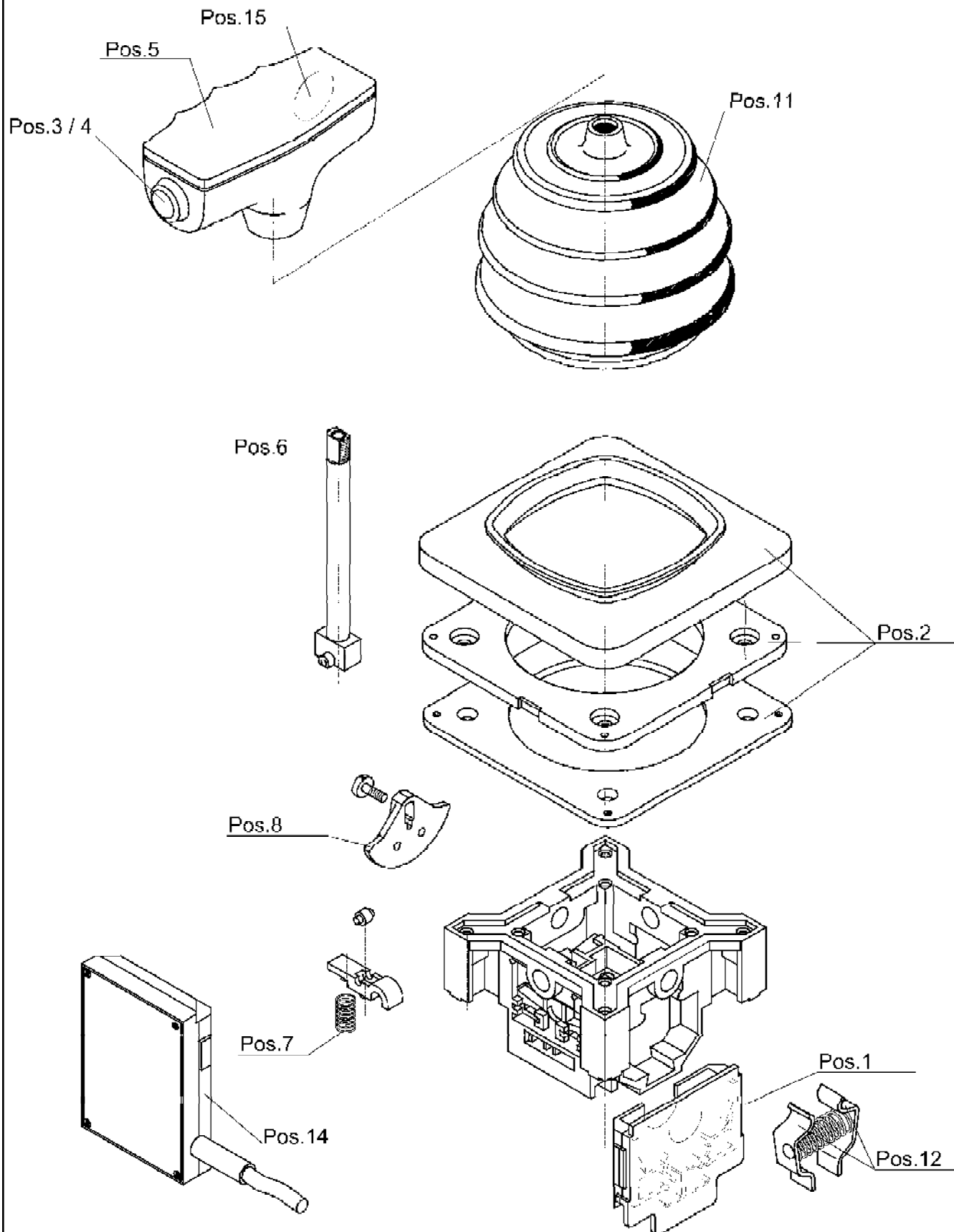
LIEBHERR

LE21035_150ecb8lit_etl_de

KABINENHEIZUNG
CABIN HEATING

20

61 53 070 01



300123

26.5.2015
300123

LE21035_150ecb8lit_etl_de

□ 21 (1/2)

LIEBHERR


STEUERHEBEL
CONTROL LEVER / JOYSTICK

64 01 513 01

| Pos. | Artikel | Menge | Bezeichnung | Description | Serie | K |
|------|--------------|-------|------------------------------------|--------------------------|-------|---|
| 1 | 10 17 313 7 | 4 | REPARATURSATZ | REPAIR KIT | | |
| 2 | 64 00 584 01 | 1 | ROSETTE | ROSE | | |
| 3 | 63 21 112 01 | 1 | TASTER 1.100.010.010.104 | PUSH-BUTTON | | |
| 4 | 63 21 132 01 | 1 | DICHTUNGSKAPPE 5.52008.115 | SEALING CAP | | |
| 5 | 64 00 989 01 | 1 | GRIFF | GRIP | | |
| 6 | 64 00 355 01 | 1 | GRIFFSTANGE CSO41A-115 | HAND RAIL | | |
| 7 | 64 01 902 01 | 2 | RASTENFEDER VCSO13 FLA | STOP SPRING | | |
| 8 | 10 04 543 6 | 2Satz | NOCKENSCHIEBE | CAM DISC | | |
| 11 | 64 00 013 01 | 1 | GUMMISTULPE V 041 P | RUBBER BOOT | | |
| 12 | 10 16 920 4 | 2 | RUECKZUGEINRICHTUNG | RESETTING DEVICE | | |
| 14 | 64 20 200 01 | 2 | ABSOLUTWERTGEBER | ABSOLUTE VALUE TRANSDUCE | | |
| 15 | 64 20 205 01 | 1 | SENSORKOPFELEKTRONIK ESS080K SM 12 | SENSOR HEAD ELECTRONICS | | |

26.5.2015

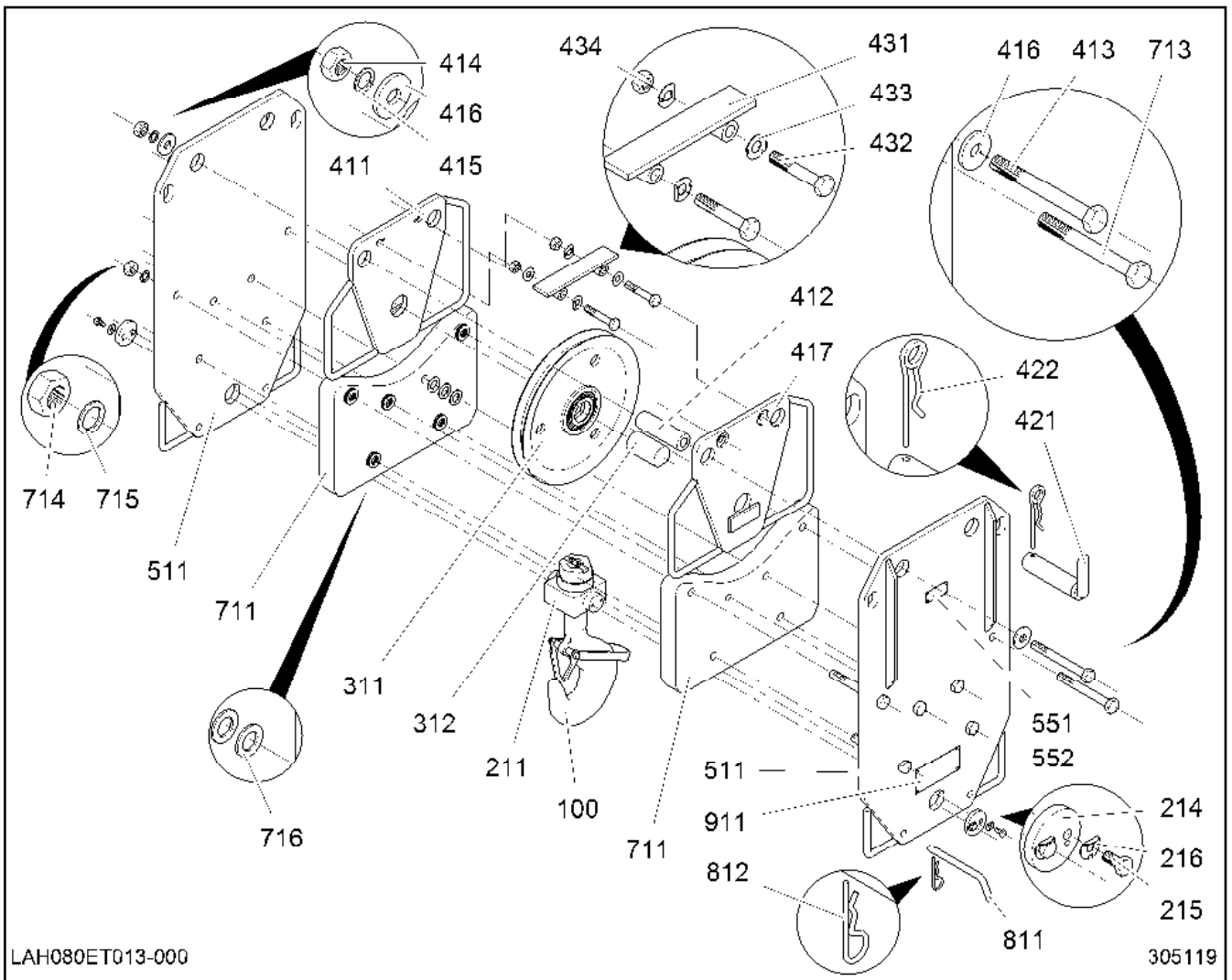
LE21035_150ecb8lit_etl_de

 22 (2/2)

LIEBHERR

STEUERHEBEL
CONTROL LEVER / JOYSTICK

64 01 513 01



LAH080ET013-000

305119

| Pos. | Artikel | Menge | Bezeichnung | Description | Serie | K |
|------|--------------|-------|---|----------------------|-------|---|
| 100 | 90 00 339 8 | 1 | LASTHAKEN LAH080ET013-100 ⇒ □ 25 | LOAD HOOK | | |
| 211 | 98 45 141 01 | 1 | QUERSTREBE 60X110X150 LAH063ET001-03 | CROSS BRACING | | |
| 214 | 98 45 866 01 | 2 | SCHEIBE 10X65/RD LAH050ET001-038.214 | WASHER | | |
| 215 | 40 65 166 | 4 | SECHSKANTSCHRAUBE ISO 4017 M10X20 | HEX SCREW | | |
| 216 | 42 31 008 01 | 4 | SICHERUNGSBLECH DIN 432 10,5 ST A3C | LOCKING PLATE | | |
| 311 | 99 10 240 01 | 1 | SEILROLLE SER09.35AV55-00 350X9X55 ⇒ □ 163 | ROPE PULLEY | | |
| 312 | 98 45 484 01 | 1 | ACHSE FORM 200 55X100X80 E295 TENQ T | AXLE | | |
| 411 | 98 45 485 01 | 1 | SEITENTEIL LAH063ET001-035.411 | SIDE COMPONENT | | |
| 412 | 98 45 487 01 | 1 | DISTANZROHR LAH063ET001-035.412 23,3 | DISTANCE TUBE | | |
| 413 | 46 00 119 | 1 | SECHSKANTSCHRAUBE ISO 4014 M20x180 | HEX SCREW | | |
| 414 | 41 15 052 01 | 1 | SECHSKANTMUTTER ISO 4032 M20 10 A3C | HEX NUT | | |
| 415 | 42 39 120 01 | 1 | SICHERUNGSSCHEIBE 21/30X2,8 VS ZN5/ | LOCK WASHER | | |
| 416 | 98 43 867 01 | 2 | SCHEIBE LAH080ET011-040.416 6X55/21RD | WASHER | | |
| 417 | 98 45 488 01 | 1 | SEITENTEIL LAH063ET001-035.417 | SIDE COMPONENT | | |
| 421 | 98 45 489 01 | 1 | BOLZEN LAH063ET001-035.421 45X190X155 | PIN | | |
| 422 | 43 31 027 01 | 1 | FEDERSTECKER LN 262 8X150 VERZ | SPRING PLUG | | |
| 431 | 98 45 491 01 | 1 | ABDECKUNG LAH063ET001-035.431 | COVER | | |
| 432 | 46 00 332 | 2 | SECHSKANTSCHRAUBE ISO 4014 M 16X90 | HEX SCREW | | |
| 433 | 42 31 012 01 | 4 | SICHERUNGSBLECH DIN 432 17 ST A3C | LOCKING PLATE | | |
| 434 | 41 15 050 01 | 2 | SECHSKANTMUTTER ISO 4032 M16 10 A3C | HEX NUT | | |
| 511 | 98 45 492 01 | 2 | SEITENBLECH LAH063ET001-035.511 | SIDE PLATE | | |
| 551 | 99 11 318 01 | 1 | HERSTELLERSCHILD SLD04.07WH01 DE 7 | MANUFACTURER'S PLATE | | |
| 552 | 44 49 001 01 | 8 | BLINDNIET TRAPEZKOPF 3,2X6 | BLIND RIVET | | |
| 711 | 98 45 495 01 | 2 | ZUSATZGEWICHT LAH063ET001-035.711 5 | ADDITIONAL WEIGHT | | |

26.5.2015
305119

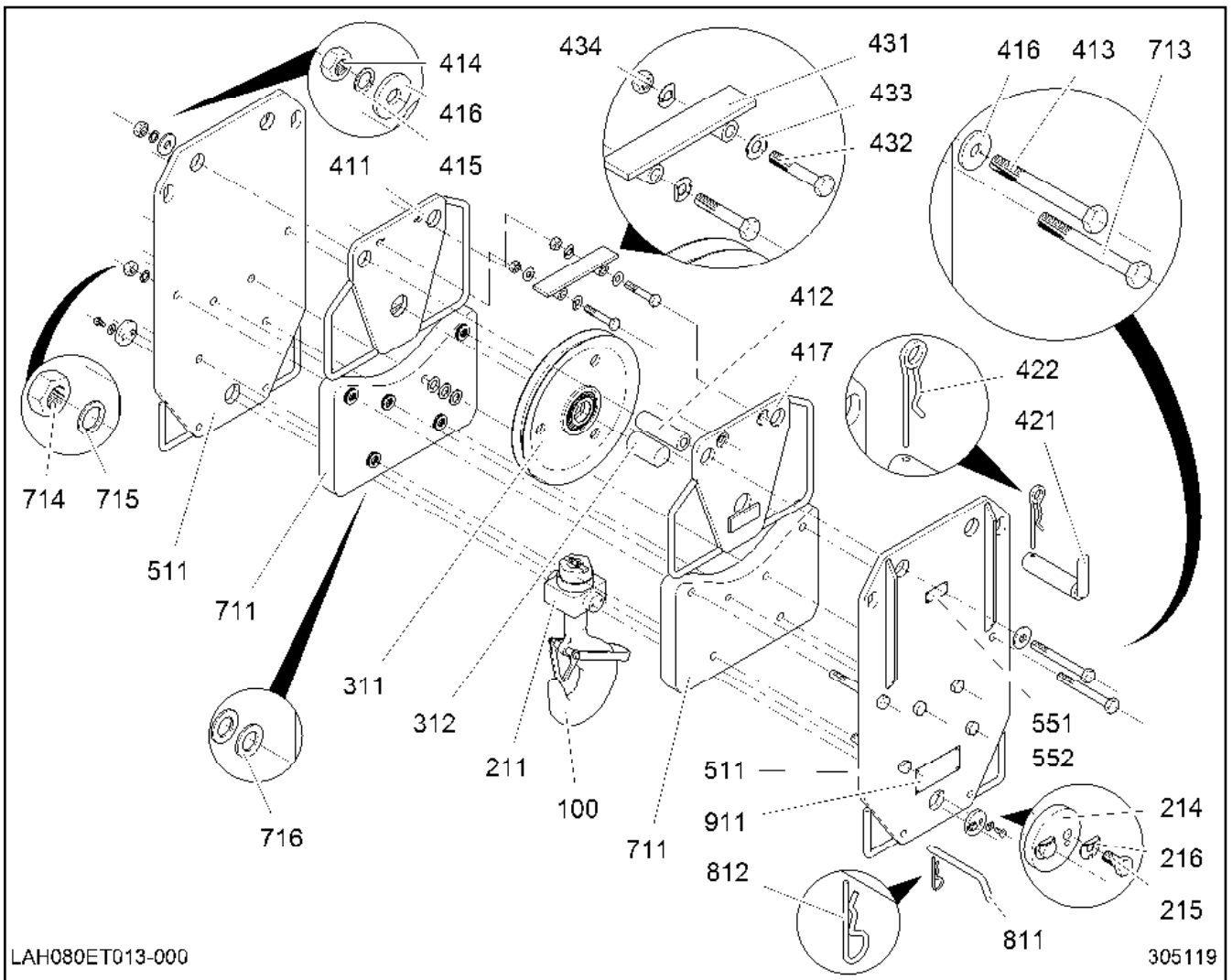
LE21035_150ecb8lit_etl_de

□ 23 (1/2)

LIEBHERR

UNTERFLASCHE
BOTTOM HOOK BLOCK

90 00 337 1



| Pos. | Artikel | Menge | Bezeichnung | Description | Serie | K |
|------|--------------|-------|--------------------------------------|-------------------|-------|---|
| 713 | 40 61 240 01 | 6 | SECHSKANTSCHRAUBE ISO 4014 M20X170 | HEX SCREW | | |
| 714 | 41 15 052 01 | 6 | SECHSKANTMUTTER ISO 4032 M20 10 A3C | HEX NUT | | |
| 715 | 42 39 120 01 | 6 | SICHERUNGSSCHEIBE 21/30X2,8 VS ZN5/ | LOCK WASHER | | |
| 716 | 42 00 023 01 | 18 | SCHEIBE ISO 7089 22 200HV A3C A3C | WASHER | | |
| 800 | 90 03 929 3 | 0 | VERRIEGELUNG LAH080ET013-800 | LOCKING | | |
| 811 | 92 04 324 01 | 1 | BOLZEN V1790-966.132 16X170X155 | PIN | | |
| 812 | 43 31 001 01 | 1 | FEDERSTECKER LN 262 5X85 VERZ | SPRING PLUG | | |
| 911 | 93 93 887 01 | 1 | TRAGLASTSCHILD 70X150 SLD07.15LU01 D | BURDEN LOAD LABEL | | |

26.5.2015
305119

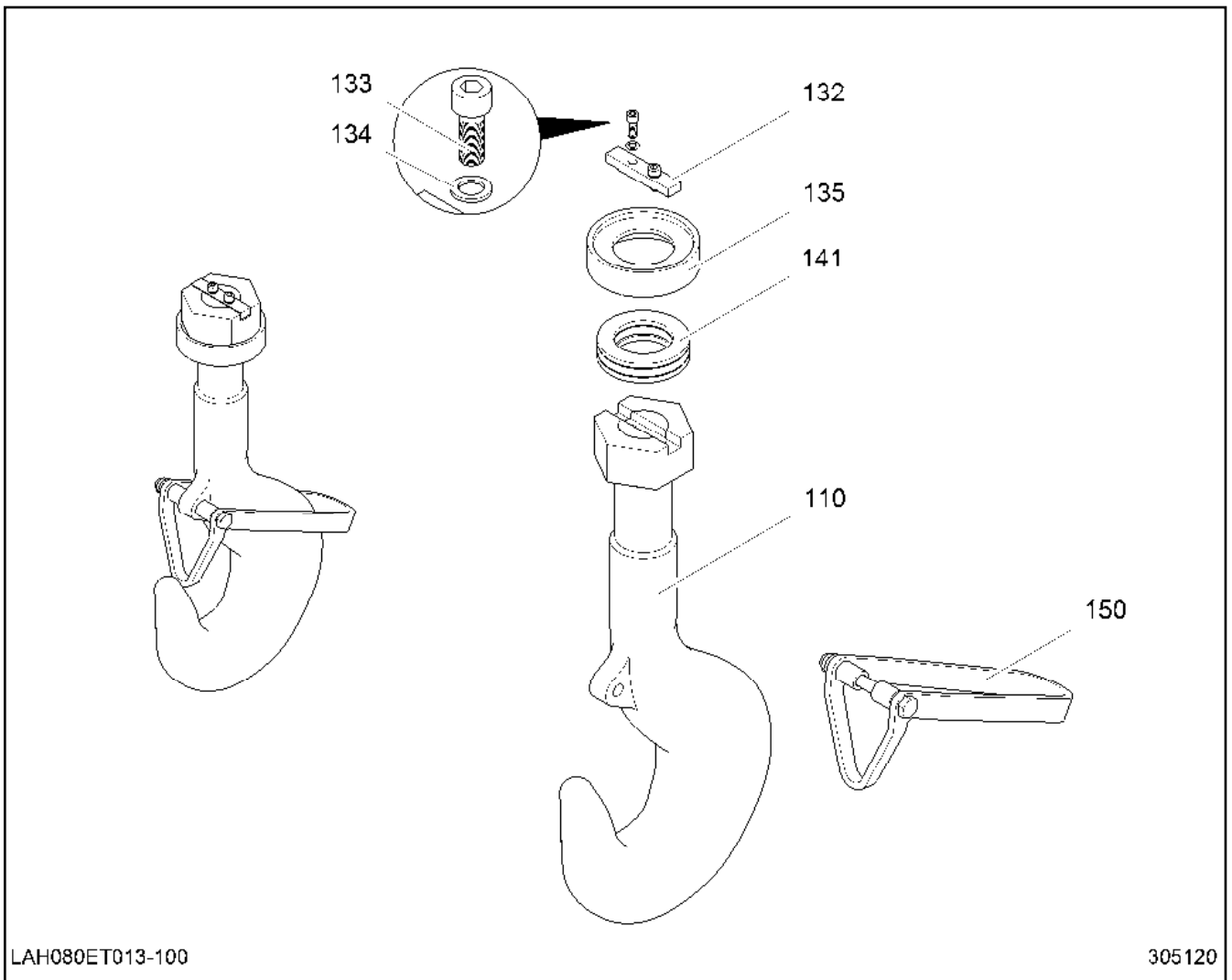
LIEBHERR

LE21035_150ecb8lit_etl_de

UNTERFLASCHE
BOTTOM HOOK BLOCK

24 (2/2)

90 00 337 1



| Pos. | Artikel | Menge | Bezeichnung | Description | Serie | K |
|------|--------------|-------|--|--------------------------|-------|---|
| 110 | 98 45 171 01 | 1 | LASTHAKEN LAH063EF031-110 | LOAD HOOK | | |
| 132 | 98 45 172 01 | 1 | PASSFEDER LAH063EF031-132 | FITTING KEY | | |
| 133 | 46 00 048 | 2 | ZYLINDERSCHRAUBE ISO 4762 M6X16 8.8 | SOCKET HEAD SCREW | | |
| 134 | 42 39 106 01 | 2 | SICHERUNGSSCHEIBE 6,4/10X1,4 VS ZN5/ | LOCK WASHER | | |
| 135 | 98 41 421 01 | 1 | ABDECKRING 48,9X88,9X24 LAH063EG011- | COVER RING | | |
| 141 | 74 66 064 01 | 1 | AX.ZYL.ROLLENLAGER DIN 722 45X73X20 -8 | CYLINDER ROLLER THRUST B | | |
| 150 | 96 85 897 01 | 1 | SICHERUNGSBUEGEL LAH063EF021-150 | SAFETY STIRRUP | | |
| | | | ⇒ □ 144 | | | |

26.5.2015
305120

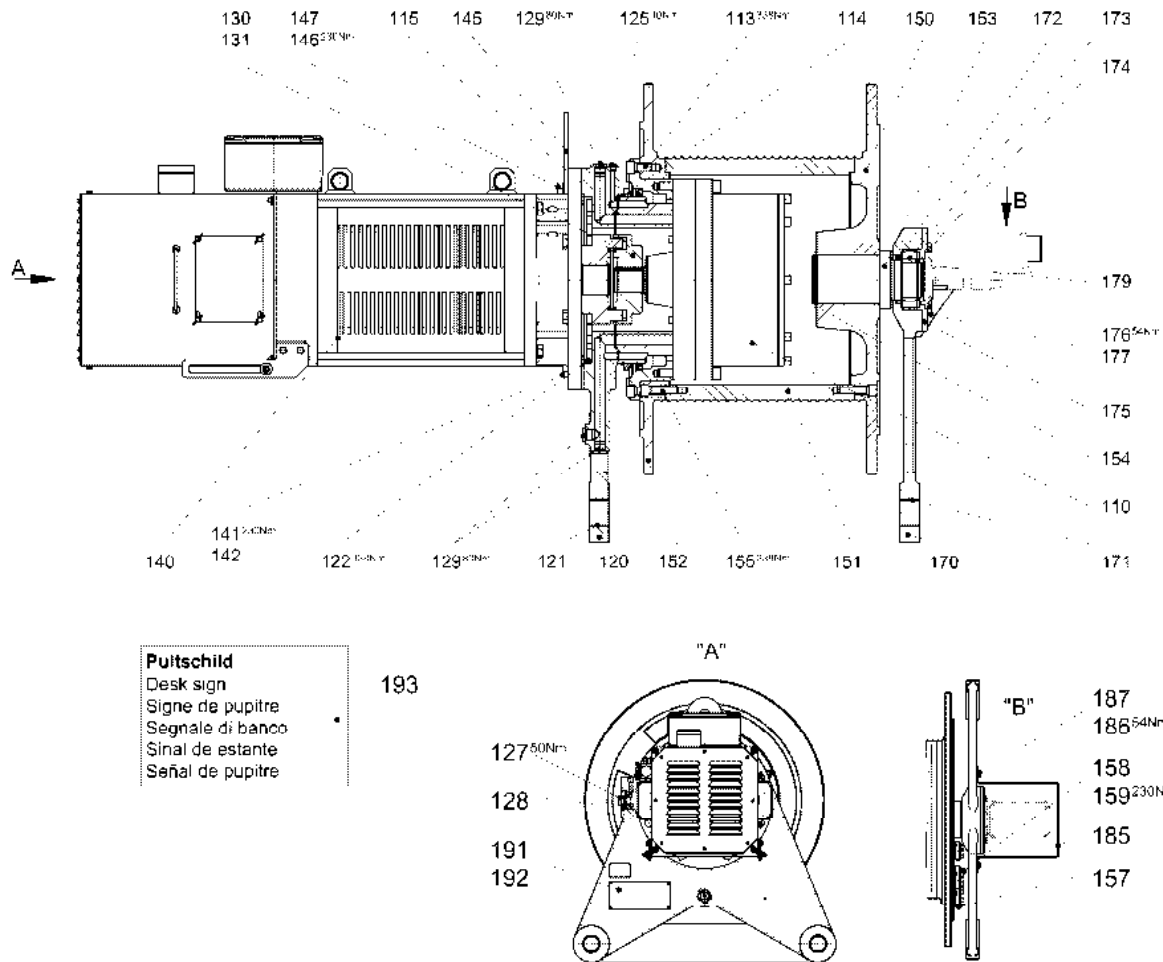
LIEBHERR

LE21035_150ecb8lit_etl_de

LASTHAKEN
LOAD HOOK

□ 25

90 00 339 8




WIW250MZ411 - 440.000

500042

| Pos. | Artikel | Menge | Bezeichnung | Description | Serie | K |
|------|--------------|-------|---|-----------------------|-------|---|
| 110 | 93 33 873 01 | 1 | PLANETENGETRIEBE 68 927 4000 00 0 ⇒  131 | PLANETARY GEARBOX | | |
| 113 | 40 43 168 01 | 16 | ZYLINDERSCHRAUBE ISO 4762 M16X35 10. | SOCKET HEAD SCREW | | |
| 114 | 72 64 056 01 | 4 | O-RING 14X3 NBR 70 | O-RING | | |
| 115 | 72 64 106 01 | 2 | O-RING 22,2x3 NBR 70 | O-RING | | |
| 120 | 93 25 917 01 | 1 | WIW250MZ402-440.120 GRUNDIERT | | | |
| 121 | 70 43 131 01 | 2 | BUCHSE 50/55X40 B09 | BUSHING | | |
| 122 | 40 43 207 | 14 | ZYLINDERSCHRAUBE ISO 4762 M16X70 10. | SOCKET HEAD SCREW | | |
| 123 | 40 78 015 01 | 1 | ENTLUEFTUNGSVENTIL | VENTILATION VALVE | | |
| 124 | 71 01 045 01 | 1 | DICHTRING DIN 7603 A 22X27X1,5 | SEALING RING | | |
| 125 | 47 75 105 01 | 1 | VERSCHLUSSSCHRAUBE VSTI M10X1 ED | SCREW PLUG | | |
| 127 | 77 43 221 01 | 1 | OELSCHAUGLAS LEICHTMETALL | OIL LEVEL SIGHT GLASS | | |
| 128 | 77 90 404 01 | 3 | DICHTSTOPFEN | SEALING PLUG | | |
| 129 | 47 75 104 01 | 2 | VERSCHLUSSSCHRAUBE VSTI M22X1,5 ED | SCREW PLUG | | |
| 130 | 10 16 625 8 | 1 | KUPPLUNG 1350Nm/4500 l/min/0.05636 EN-G | COUPLING | | |
| 131 | 10 16 919 9 | 1 | ELASTOMERRING | ELASTOMER RING | | |
| 140 | 93 23 058 01 | 1 | MOTOR E12.0881X000/150 B5 37/26,9kW 34 ⇒  118 | MOTOR | | |
| 141 | 46 00 189 | 6 | SECHSKANTSCHRAUBE ISO 4017 M16X50 | HEX SCREW | | |
| 142 | 42 39 116 01 | 6 | SICHERUNGSSCHEIBE 17/24X2,6 VS ZN5/ | LOCK WASHER | | |
| 145 | 93 26 058 01 | 1 | LASCHE WIW250MZ402-440.145 10X174X19 | BUTT STRAP | | |
| 146 | 46 00 206 | 2 | SECHSKANTSCHRAUBE ISO 4017 M16X60 | HEX SCREW | | |
| 147 | 42 39 116 01 | 2 | SICHERUNGSSCHEIBE 17/24X2,6 VS ZN5/ | LOCK WASHER | | |
| 150 | 90 00 413 7 | 1 | ENDSCHEIBE EL WIW250MZ411-440.150 | END WASHER EL | | |
| 151 | 90 00 413 8 | 1 | LS-TROMMEL WIW250MZ411-440.151 | LIMIT WASHER | | |
| 152 | 90 00 413 9 | 1 | ENDSCHEIBE UL WIW250MZ411-440.152 | LIMMIT DISK | | |

26.5.2015
500042

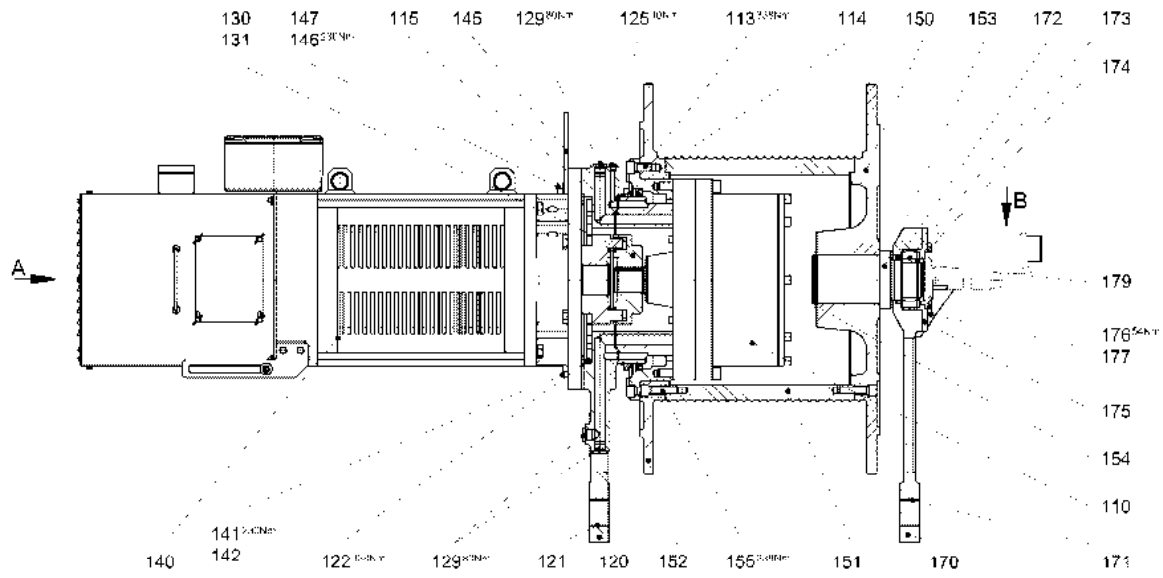
LE21035_150ecb8lit_etl_de

 26 (1/3)

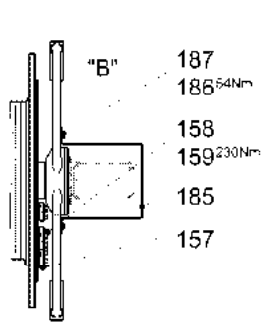
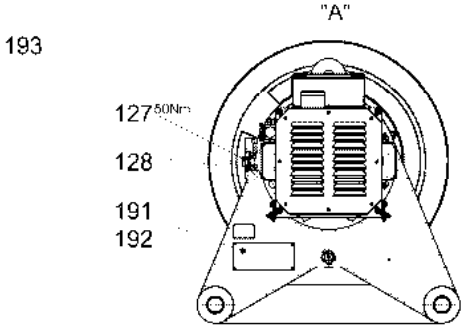
LIEBHERR

WINDWERK
WINCH

90 00 386 9



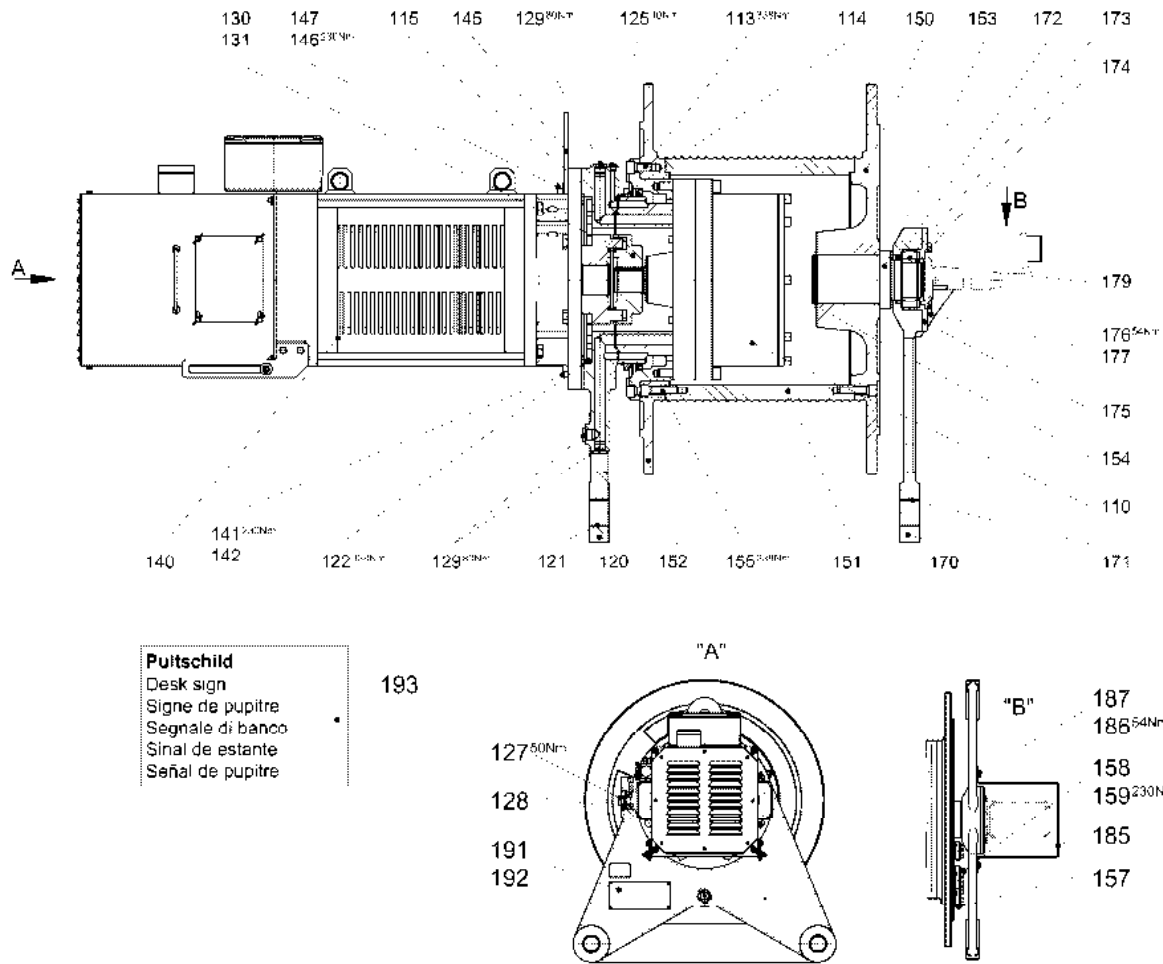
Pultschild
 Desk sign
 Signe de pupitre
 Segnale di banco
 Señal de estante
 Señal de pupitre



WIW250MZ411 - 440.000

500042

| Pos. | Artikel | Menge | Bezeichnung | Description | Serie | K |
|------|--------------|-------|---|---------------------------|-------|---|
| 153 | 93 22 502 01 | 1 | ZAPFEN WIW250MZ401-440.153 | SPIGOT | | |
| 154 | 10 17 160 0 | 1 | SICHERUNGSRING DIN 471 100X3 FLZNNC | LOCKING RING | | |
| 155 | 40 02 732 | 32 | ZYLINDERSCHRAUBE ISO 4762 M 16X60 10. | SOCKET HEAD SCREW | | |
| 157 | 31 97 096 01 | 3 | KLEMMSTUECK ST 52-3 | CLAMPING PIECE | | |
| 158 | 46 00 016 | 6 | SECHSKANTSCHRAUBE ISO 4017 M 16X45 | HEX SCREW | | |
| 159 | 42 39 116 01 | 6 | SICHERUNGSSCHEIBE 17/24X2,6 VS ZN5/ | LOCK WASHER | | |
| 160 | 99 45 620 01 | 1 | ZYLINDERSTIFT WIW280JX416-742.117 16M | PARALLEL PIN | | |
| 161 | 42 20 076 01 | 1 | PASSSCHEIBE DIN 988 100X120X1 ST BLA | SHIM RING | | |
| 162 | 42 15 002 01 | 8 | SCHEIBE ISO 14399-6 16 300-370HV ST A3B | WASHER | | |
| 170 | 93 22 503 01 | 1 | WIW250MZ401-440.170 | | | |
| 171 | 70 43 131 01 | 2 | BUCHSE 50/55X40 B09 | BUSHING | | |
| 172 | 71 00 586 01 | 1 | RADIALWELLENDICHTRING DIN 3760 AS 8 | ROTARY SHAFT LIP SEAL | | |
| 173 | 74 61 109 01 | 1 | PENDELROLLENLAGER DIN 635 70X125X31 | SELF-ALIGNING ROLLER BEAR | | |
| 174 | 10 17 159 2 | 1 | SICHERUNGSRING DIN 471 70X2,5 FLZNNC | LOCKING RING | | |
| 175 | 93 22 504 01 | 1 | LAGERDECKEL WIW250MZ401-440.175 22X2 | BEARING COVER | | |
| 176 | 40 65 164 | 4 | SECHSKANTSCHRAUBE ISO 4017 M10X25 | HEX SCREW | | |
| 177 | 42 39 110 01 | 4 | SICHERUNGSSCHEIBE VS 10 ZN5/CN/T2 V | LOCK WASHER | | |
| 179 | 77 90 208 01 | 1 | KEGELSTOPFEN | CONICAL PLUG | | |
| 181 | 86 10 133 01 | 3.65l | GETRIEBEOEL AVILUB VSG/220 /210 I/FASS | GEAR OIL | | |
| 182 | 98 08 099 01 | 0 | OELWECHSEL | OIL CHANGE | | |
| 185 | 93 16 027 01 | 1 | SCHUTZBUEGEL KAW200KY001-650.175 4X | GUARD BOW | | |
| 186 | 49 00 090 | 2 | SECHSKANTSCHRAUBE ISO 4017 M10X16 | HEX SCREW | | |
| 187 | 42 00 013 01 | 2 | SCHEIBE ISO 7089 10 200HV A3C A3C | WASHER | | |
| 191 | 90 00 429 6 | 1 | LEISTUNGSSCHILD WIW250MZ411-440.191 | PERFORMANCE SIGN | | |
| 192 | 43 15 001 01 | 4 | KERBNAGEL ISO 8746 2X3 AL | GROOVED NAIL | | |
| 193 | 90 00 429 7 | 1 | PULTSCHILD WIW250MZ411-440.193 | DESK SIGN | | |



WVW250MZ411 - 440.000

500042

| Pos. | Artikel | Menge | Bezeichnung | Description | Serie | K |
|------|--------------|-------|--|----------------|-------|---|
| 194 | 10 16 552 4 | 1 | KLEBEETIKETT 45mmX70mm POLYESTER S | ADHESIVE LABEL | | |
| 195 | 60 60 248 01 | 0 | ENDSCHALTER 1:220 | LIMIT SWITCH | | |
| 196 | 43 20 006 01 | 0 | SPANNSTIFT ISO 8752 3X20 ST GEOMET32 | DOWEL PIN | | |
| 197 | 49 00 188 | 0 | SECHSKANTSCHRAUBE ISO 4017 M8X16 8. | HEX SCREW | | |
| 198 | 42 39 108 01 | 0 | SICHERUNGSSCHEIBE 8,4/13X1,7 VS 8 ZN5/ | LOCK WASHER | | |

26.5.2015
500042

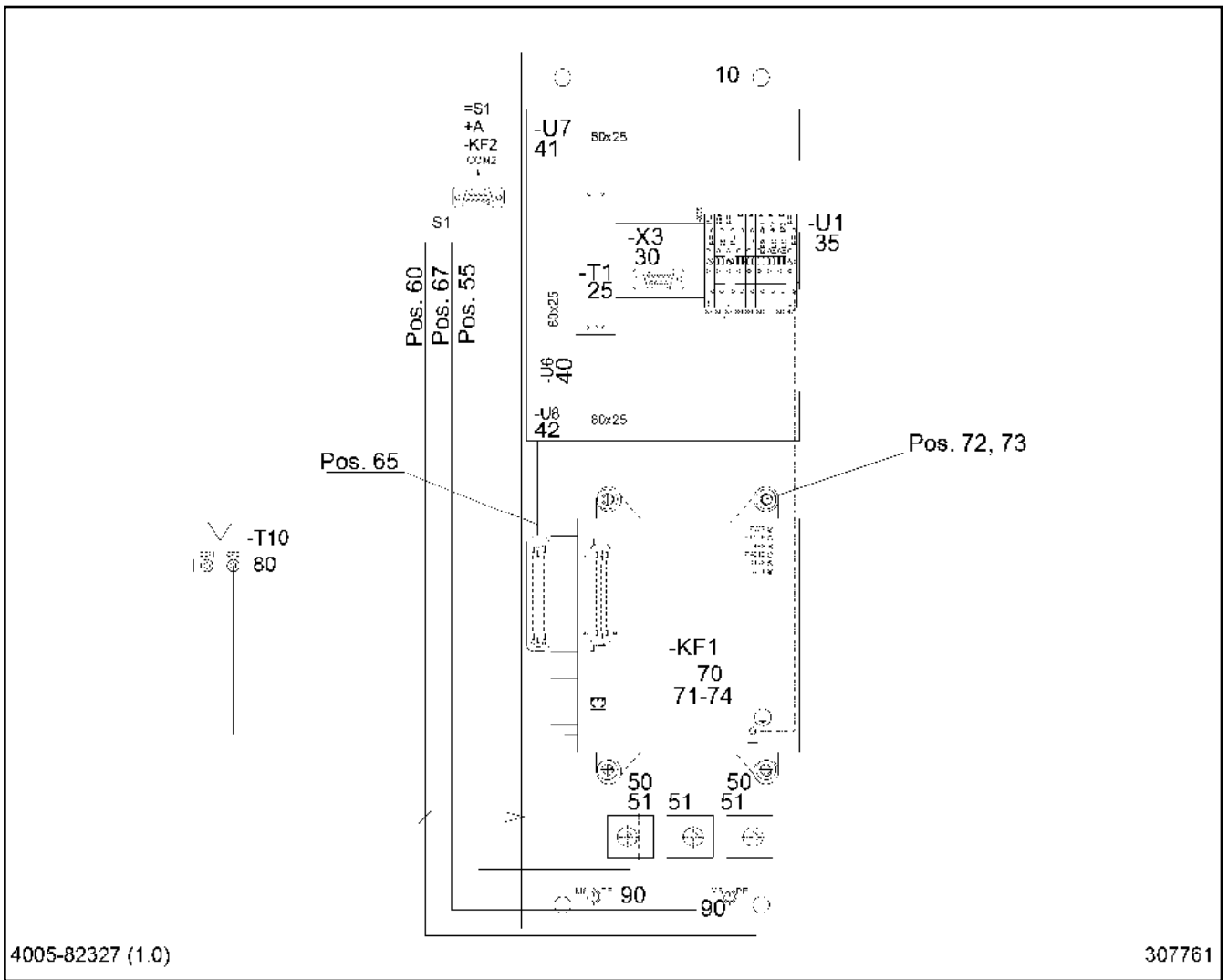
LIEBHERR

LE21035_150ecb8lit_etl_de

WINDWERK
WINCH

28 (3/3)

90 00 386 9



| Pos. | Artikel | Menge | Bezeichnung | Description | Serie | K |
|------|--------------|-------|---|--------------|-------|---|
| 10 | 90 03 019 0 | 1 | GERAETEPLATTE ELZ008AF005-000 ⇒ 30 | DEVICE PLATE | | |
| 40 | 90 02 235 6 | 1 | BLECH 2X80X165 A117.000-493.711/199 VER | PLATE | | |
| 41 | 10 17 847 0 | 1 | KABELVERSCHRAUBUNG M25X1,5 MS | CABLE GLAND | | |
| 42 | 60 25 073 01 | 1 | GEGENMUTTER M25X1,50 MS | COUNTER NUT | | |
| 55 | 97 58 500 01 | 1 | STEUERLEITUNG 4017-10022 | CONTROL LEAD | | |
| 60 | 90 03 145 5 | 1 | AUFKLEBER SLD05.10AC01 100mmX50mm | STICKER | | |

26.5.2015
307761

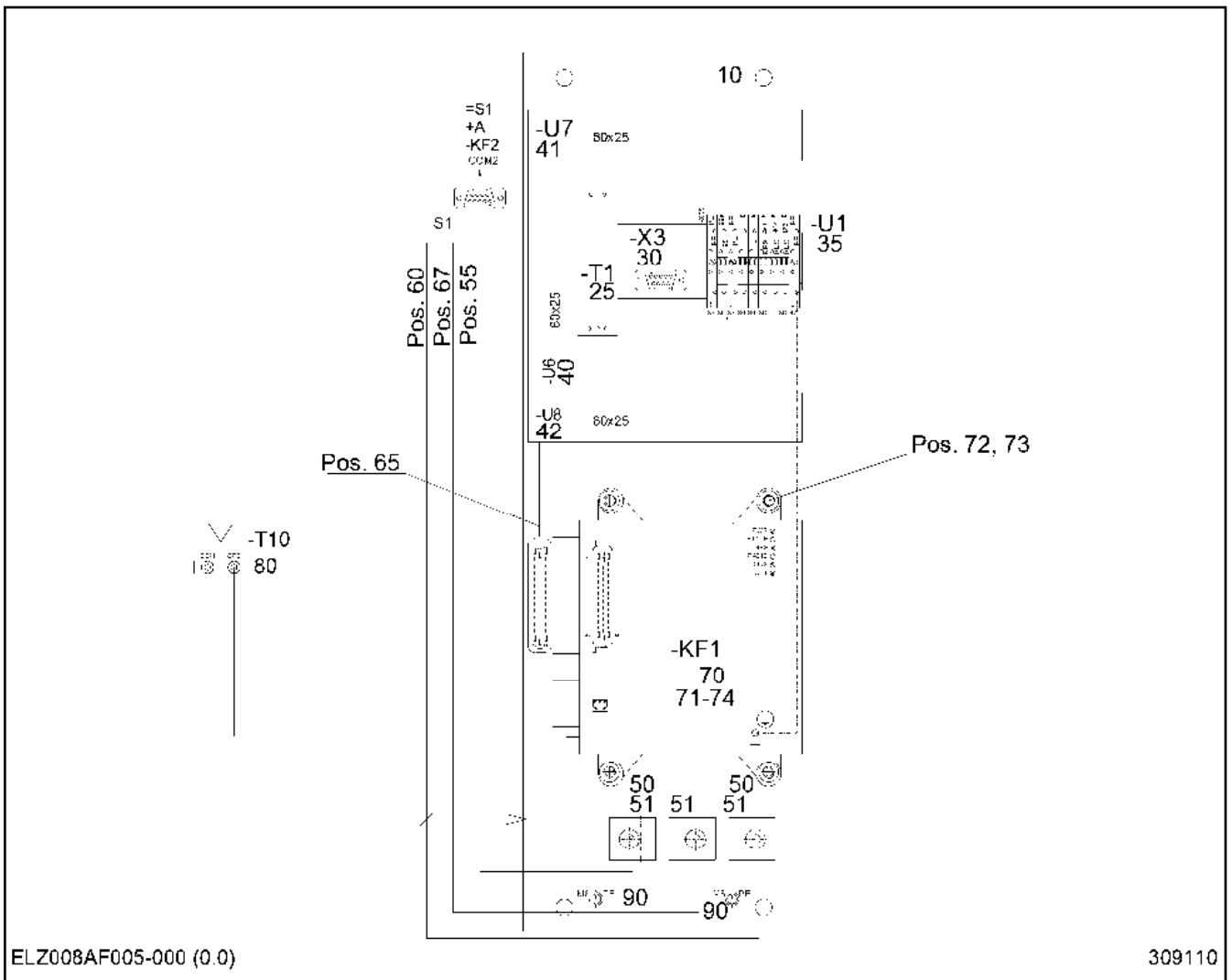
LIEBHERR

LE21035_150ecb8lit_etl_de

GERAETEPLATTE
DEVICE PLATE

29

90 01 541 8



| Pos. | Artikel | Menge | Bezeichnung | Description | Serie | K |
|------|--------------|--------|--|--------------------------|-------|---|
| 10 | 98 92 231 01 | 1 | MONTAGEPLATTE 3X200X560 4005-5422 | SUBPLATE | | |
| 15 | 90 01 542 1 | 1 | TYPENSCHILD 4005-51871 | TYPE PLATE | | |
| 25 | 10 16 935 0 | 1 | NETZGERAET prim:90-265V50/60HZ sec:24 | POWER SUPPLY | | |
| 30 | 10 04 048 1 | 1 | STECKVERBINDER | PLUG-IN CONNECTOR | | |
| 35 | 26 30 549 02 | 0.12m | TRAGSCHIENE | CARRIER RAIL | | |
| 36 | 63 61 022 01 | 6 | KLEMMME 0,2-4 mm ² | TERMINAL/CLAMP | | |
| 37 | 63 61 059 01 | 3 | KLEMMME /0,2-4 mm ² | TERMINAL/CLAMP | | |
| 40 | 60 14 055 08 | 0.14m | KABELKANAL 60X25/63X31/2000 PVC HART | CABLE CHANNEL | | |
| 41 | 60 14 055 08 | 0.165m | KABELKANAL 60X25/63X31/2000 PVC HART | CABLE CHANNEL | | |
| 42 | 60 14 055 08 | 0.165m | KABELKANAL 60X25/63X31/2000 PVC HART | CABLE CHANNEL | | |
| 50 | 73 64 927 | 1 | KLEMMHAELFTE DIN 3015-1 L 0 R 6 PP SW | CLAMP-HALF | | |
| 51 | 60 20 077 08 | 2 | KLEMMHAELFTE DIN 3015-1 L 0 R 8 PP SW | CLAMP-HALF | | |
| 60 | 97 58 510 01 | 1 | STEUERLEITUNG 4017-10003 PE | CONTROL LEAD | | |
| 65 | 90 01 541 9 | 1 | STEUERLEITUNG ELZ120FZ001-000 | CONTROL LEAD | | |
| 67 | 90 01 571 9 | 1 | STEUERLEITUNG ELZ120FZ002-000 | CONTROL LEAD | | |
| 70 | 90 02 293 2 | 1 | MODEM 4005-10572 | MODEM | | |
| 71 | 10 68 423 7 | 0 | AKKU | ACCUMULATOR | | |
| 72 | 71 10 017 01 | 4 | DISTANZROLLE 7X12X36mm ST.VZ | DISTANCE ROLLER / SPACER | | |
| 73 | 40 02 418 | 4 | ZYLINDERSCHRAUBE ISO 4762 M6X65 8.8 | SOCKET HEAD SCREW | | |
| 74 | 10 02 292 5 | 1 | FLACHDICHTUNG | FLAT GASKET | | |
| 80 | 11 16 119 6 | 1 | ANTENNE | ANTENNA | | |
| 90 | 10 16 926 4 | 2 | SPERRZAHNSCHRAUBE M8X30 8.8 A2C | SERRATED LOCKING SCREW | | |
| 91 | 10 16 848 4 | 2 | ELEKTROKABEL H07V-K 6,0mm ² GELB/GR | ELECTRIC CABLE | | |
| 100 | 46 00 386 | 4 | SECHSKANTSCHRAUBE ISO 4017 M 8X60 8. | HEX SCREW | | |
| 101 | 41 15 046 01 | 4 | SECHSKANTMUTTER ISO 4032 M8 10 A2C | HEX NUT | | |
| 102 | 42 00 012 01 | 4 | SCHEIBE ISO 7089 8 200HV A3C A3C | WASHER | | |

26.5.2015
309110

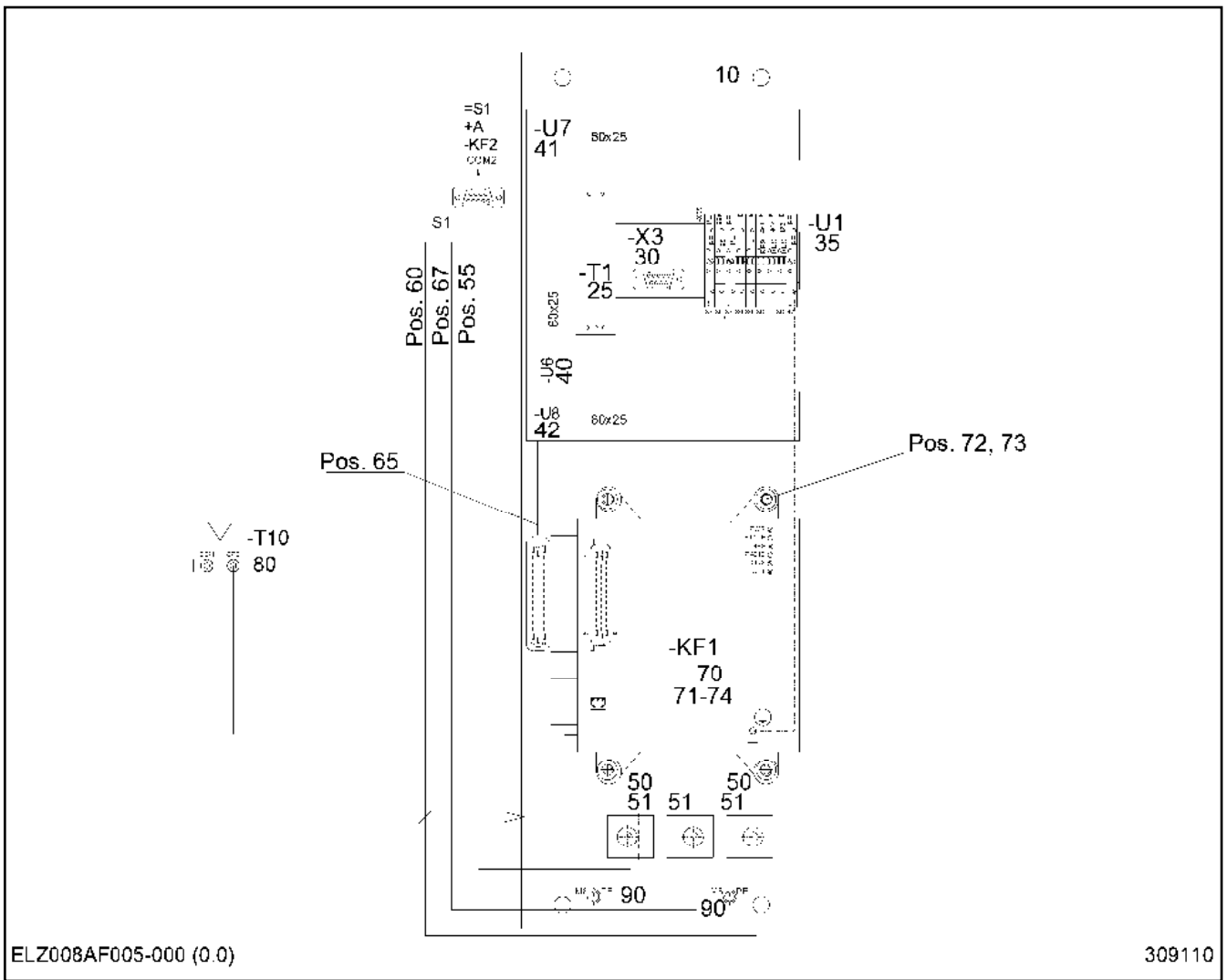
LE21035_150ecb8lit_etl_de

30 (1/2)

LIEBHERR

GERAETEPLATTE
DEVICE PLATE

90 03 019 0



| Pos. | Artikel | Menge | Bezeichnung | Description | Serie | K |
|------|--------------|-------|--|-------------|-------|---|
| 103 | 42 39 108 01 | 4 | SICHERUNGSSCHEIBE 8,4/13X1,7 VS 8 ZN5/ | LOCK WASHER | | |

26.5.2015
309110

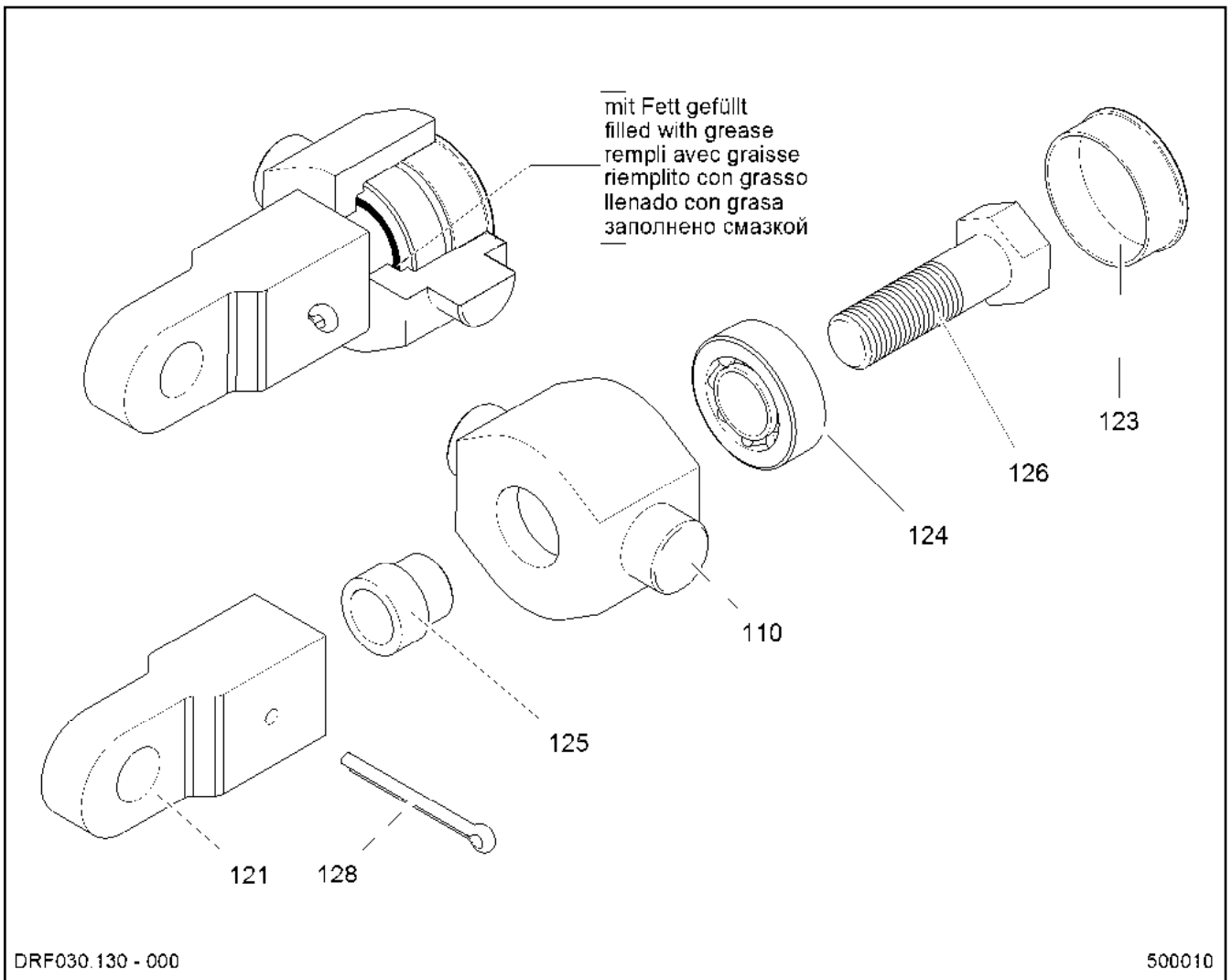
LIEBHERR

LE21035_150ecb8lit_etl_de

GERAETEPLATTE
DEVICE PLATE

31 (2/2)

90 03 019 0



| Pos. | Artikel | Menge | Bezeichnung | Description | Serie | K |
|------|--------------|-------|--------------------------------------|------------------------|-------|---|
| 110 | 90 07 478 30 | 1 | QUERSTREBE 70X100X145 DRF030.130-110 | CROSS BRACING | | |
| 121 | 90 07 477 30 | 1 | FIXIERUNG 50X60X160 DRF030.130-121 | FIXATION | | |
| 123 | 77 90 271 01 | 1 | VERSCHLUSSSTOPFEN EP 620/GL76 | BLANKING PLUG | | |
| 124 | 74 62 444 01 | 1 | KEGELROLLENLAGER DIN 720 35X72X28 -3 | TAPERED ROLLER BEARING | | |
| 125 | 97 42 632 01 | 1 | DISTANZROHR 30X42X40 DRF060.202-125 | DISTANCE TUBE | | |
| 126 | 40 62 116 01 | 1 | SECHSKANTSCHRAUBE ISO 4014 M 30X100 | HEX SCREW | | |
| 128 | 43 30 092 01 | 1 | SPLINT ISO 1234 8X71 ST A3C A3C | SPLIT PIN | | |

26.5.2015
500010

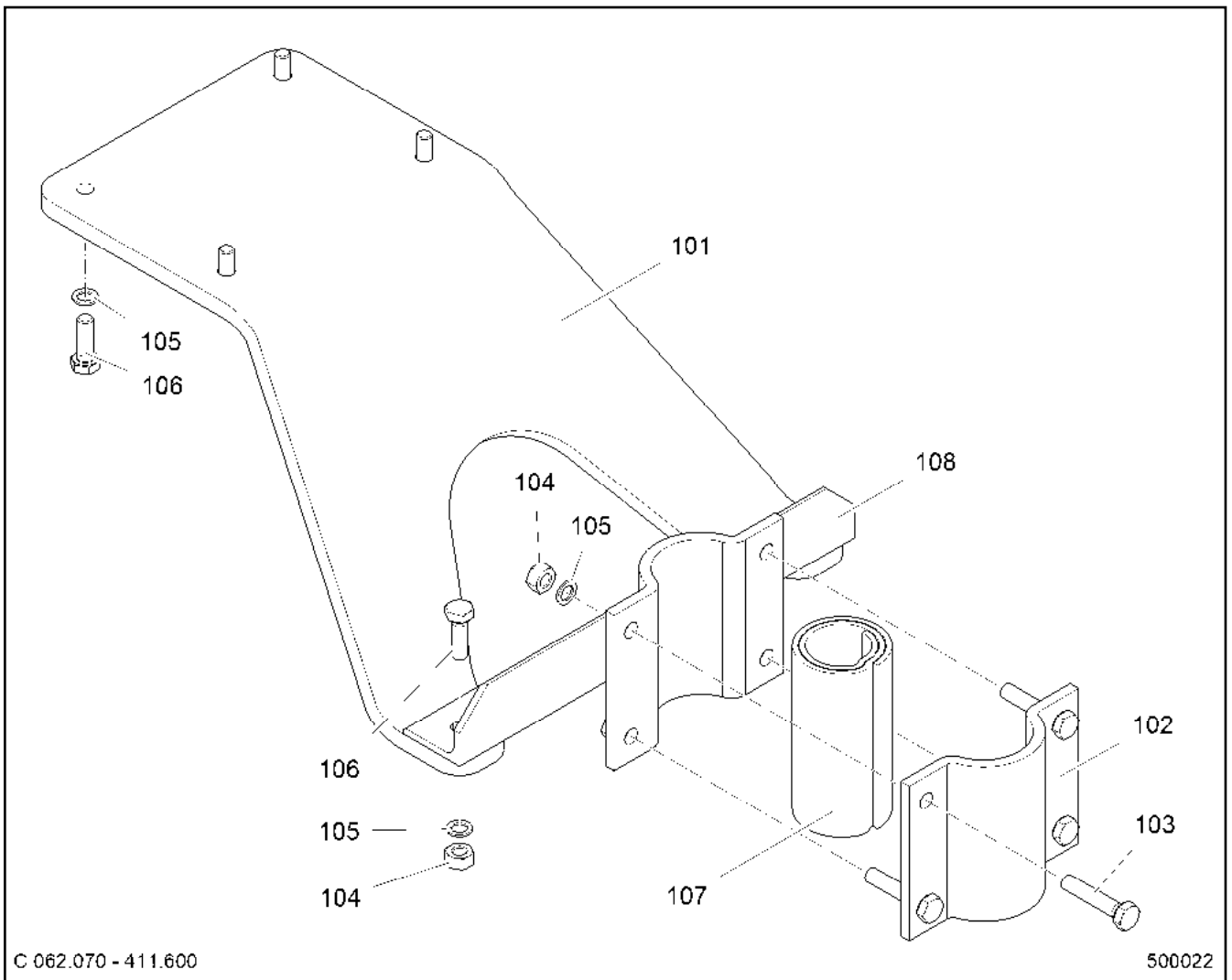
LIEBHERR

LE21035_150ecb8lit_etl_de

DRALLFAENGER
TWIST COMPENSATOR

32

90 07 479 30



| Pos. | Artikel | Menge | Bezeichnung | Description | Serie | K |
|------|--------------|-------|--|-------------------------|-------|---|
| 101 | 90 10 678 30 | 1 | BLECH C062.070-411.600/101 | PLATE | | |
| 102 | 90 02 135 30 | 1 | SHELLE 50X95X120 96/65 C046.070-411.11 | CLAMP | | |
| 103 | 49 00 614 | 4 | SECHSKANTSCHRAUBE ISO 4017 M8X40 8. | HEX SCREW | | |
| 104 | 41 15 046 01 | 6 | SECHSKANTMUTTER ISO 4032 M8 10 A2C | HEX NUT | | |
| 105 | 42 39 108 01 | 10 | SICHERUNGSSCHEIBE 8,4/13X1,7 VS 8 ZN5/ | LOCK WASHER | | |
| 106 | 49 00 128 | 6 | SECHSKANTSCHRAUBE ISO 4017 M8X25 8. | HEX SCREW | | |
| 107 | 90 06 595 30 | 1 | GUMMIKLEMPROFIL C052.071-411.159 3X1 | RUBBER CLAMPING PROFILE | | |
| 108 | 90 06 001 30 | 1 | KABELBEFESTIGUNG C155.070-411.181 | CABLE ATTACHMENT | | |

26.5.2015
500022

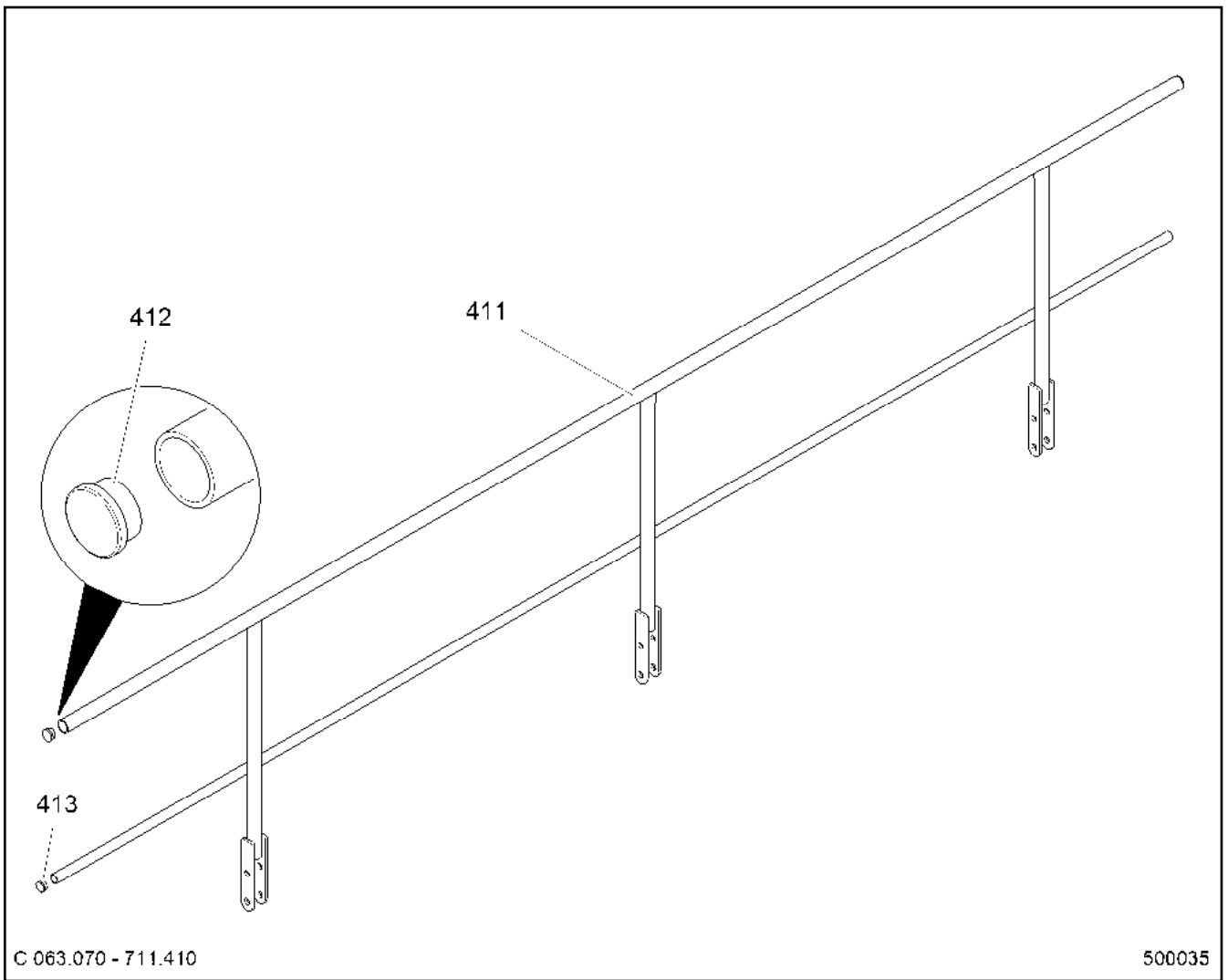
LIEBHERR

LE21035_150ecb8lit_etl_de

KABELBEFESTIGUNG
CABLE ATTACHMENT

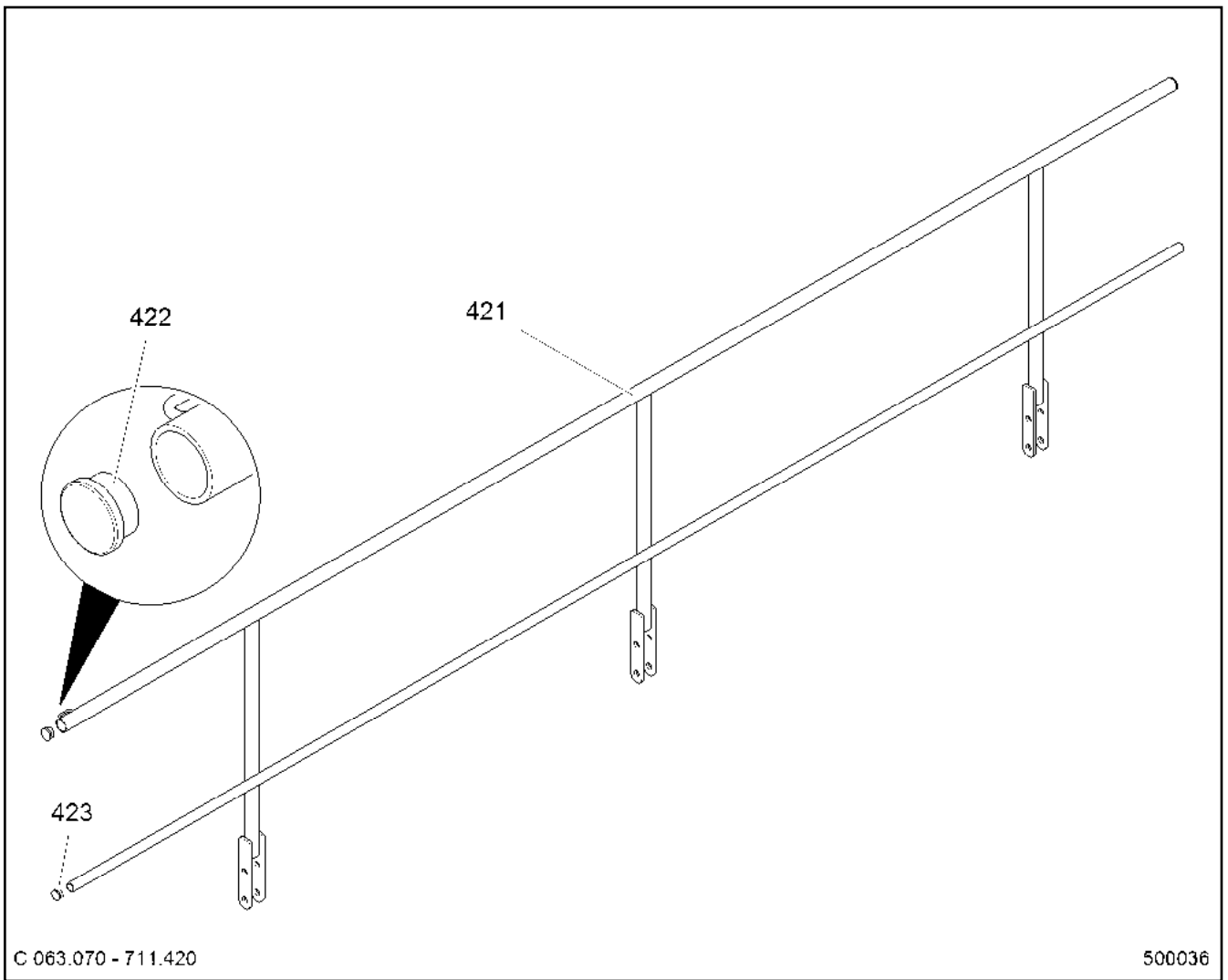
33

90 10 679 30



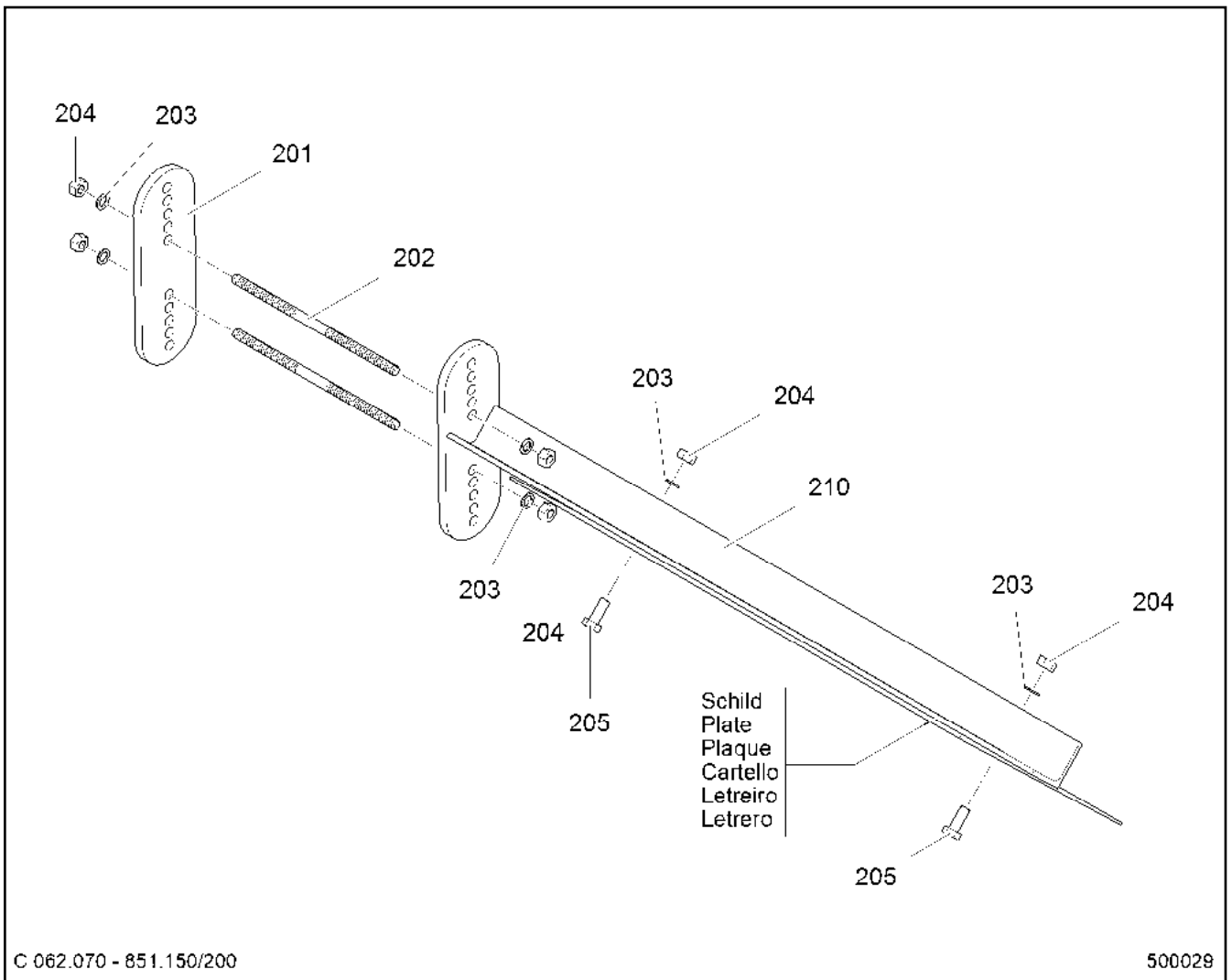
| Pos. | Artikel | Menge | Bezeichnung | Description | Serie | K |
|------|--------------|-------|----------------------------|---------------|-------|---|
| 411 | 90 11 021 30 | 1 | GELAENDER C063.070-711.411 | GUARD RAILING | | |
| 412 | 77 90 199 01 | 2 | VERSCHLUSSSTOPFEN | BLANKING PLUG | | |
| 413 | 77 90 270 01 | 2 | VERSCHLUSSSTOPFEN | BLANKING PLUG | | |

| | | |
|--|---|---|
| 26.5.2015 500035 LIEBHERR | LE21035_150ecb8lit_etl_de GELAENDER GUARD RAILING | <input type="checkbox"/> 34 90 11 020 30 |
|--|---|---|



| Pos. | Artikel | Menge | Bezeichnung | Description | Serie | K |
|------|--------------|-------|----------------------------|---------------|-------|---|
| 421 | 90 11 023 30 | 1 | GELAENDER C063.070-711.421 | GUARD RAILING | | |
| 422 | 77 90 199 01 | 2 | VERSCHLUSSSTOPFEN | BLANKING PLUG | | |
| 423 | 77 90 270 01 | 2 | VERSCHLUSSSTOPFEN | BLANKING PLUG | | |

| | | |
|--|---|---|
| 26.5.2015 500036 LIEBHERR | LE21035_150ecb8lit_etl_de GELAENDER GUARD RAILING | <input type="checkbox"/> 35 90 11 022 30 |
|--|---|---|



| Pos. | Artikel | Menge | Bezeichnung | Description | Serie | K |
|------|--------------|-------|---|--------------|-------|---|
| 201 | 90 80 401 5 | 1 | FLANSCH 8X60X183 C062.070-851.150/201 | FLANGE | | |
| 202 | 90 11 112 30 | 2 | GEWINDESTANGE C062.070-851.150/202 M8 | THREADED ROD | | |
| 203 | 42 39 108 01 | 6 | SICHERUNGSSCHEIBE 8,4/13X1,7 VS 8 ZN5/ | LOCK WASHER | | |
| 204 | 41 15 046 01 | 6 | SECHSKANTMUTTER ISO 4032 M8 10 A2C | HEX NUT | | |
| 205 | 49 00 089 | 2 | SECHSKANTSCHRAUBE ISO 4017 M8X20 8. | HEX SCREW | | |
| 210 | 90 11 110 30 | 1 | LAGERUNG C062.070-851.150/210 C062.070- | BEARING | | |

26.5.2015
500029

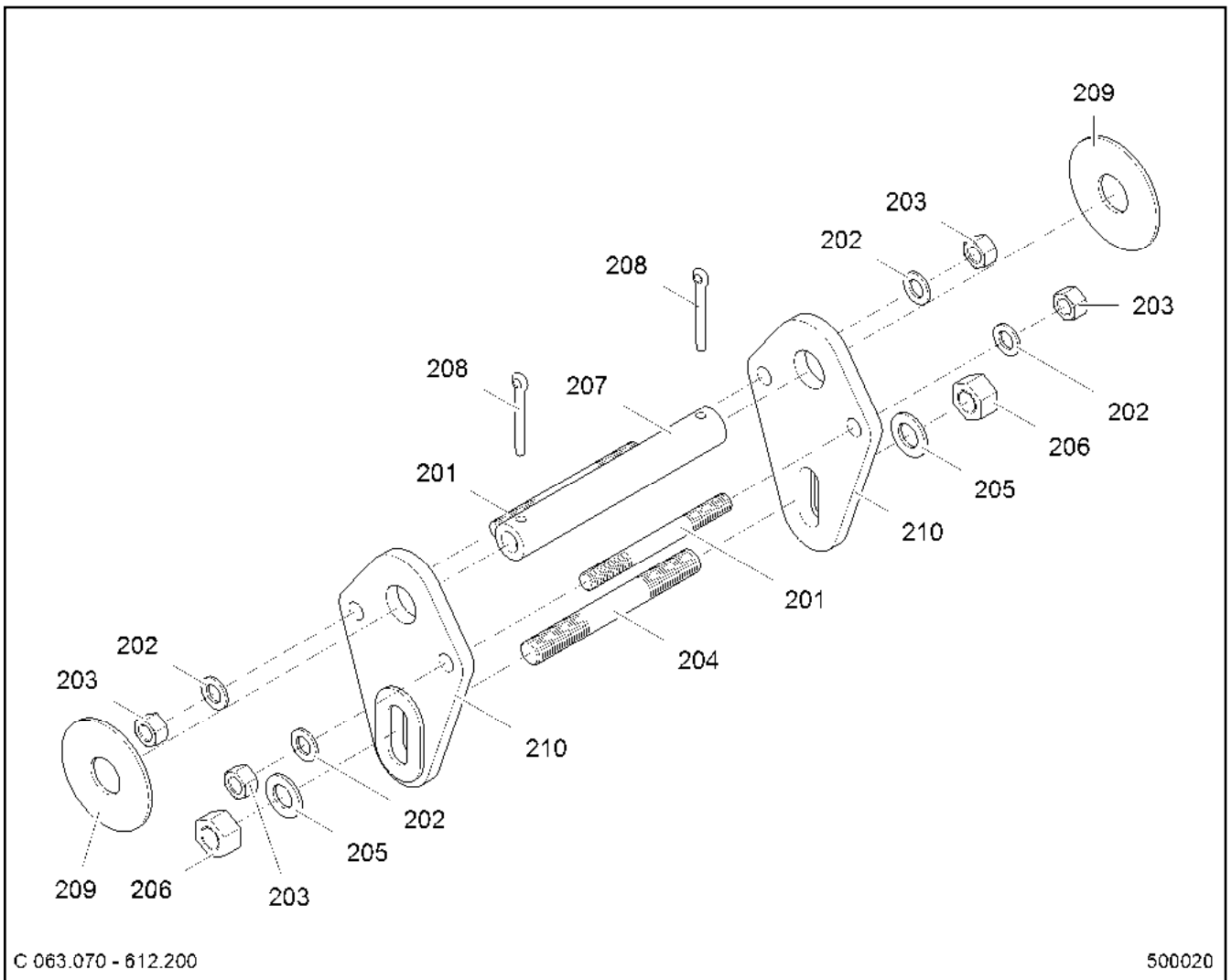
LIEBHERR

LE21035_150ecb8lit_etl_de

SCHILDERHALTER
PLATE MOUNTING

36

90 11 109 30



C 063.070 - 612.200

500020

| Pos. | Artikel | Menge | Bezeichnung | Description | Serie | K |
|------|--------------|-------|-------------------------------------|--------------|-------|---|
| 201 | 90 11 479 30 | 2 | GEWINDESTAB C063.070-612.201 | THREADED BAR | | |
| 202 | 42 00 024 01 | 4 | SCHEIBE ISO 7089 24 200HV A3C A3C | WASHER | | |
| 203 | 41 15 054 01 | 4 | SECHSKANTMUTTER ISO 4032 M24 10 A3C | HEX NUT | | |
| 204 | 90 11 480 30 | 1 | GEWINDESTAB C063.070-612.204 | THREADED BAR | | |
| 205 | 42 00 030 01 | 2 | SCHEIBE ISO 7089 33 200HV A3C A3C | WASHER | | |
| 206 | 41 15 058 01 | 2 | MUTTER AEHNL.ISO 4032 M33 10 A3C | NUT | | |
| 207 | 90 11 476 30 | 1 | ROHR C063.070-612.207 | TUBE | | |
| 208 | 43 30 105 01 | 2 | SPLINT ISO 1234 10X90 ST A3C A3C | SPLIT PIN | | |
| 209 | 90 11 481 30 | 2 | SCHEIBE C063.070-612.209 52 | WASHER | | |
| 210 | 90 11 471 30 | 2 | LASCHE C063.070-612.210 | BUTT STRAP | | |

26.5.2015
500020

LIEBHERR


LE21035_150ecb8lit_etl_de

AUSLEGERAUFHAENGUNG
JIB SUSPENSION

37

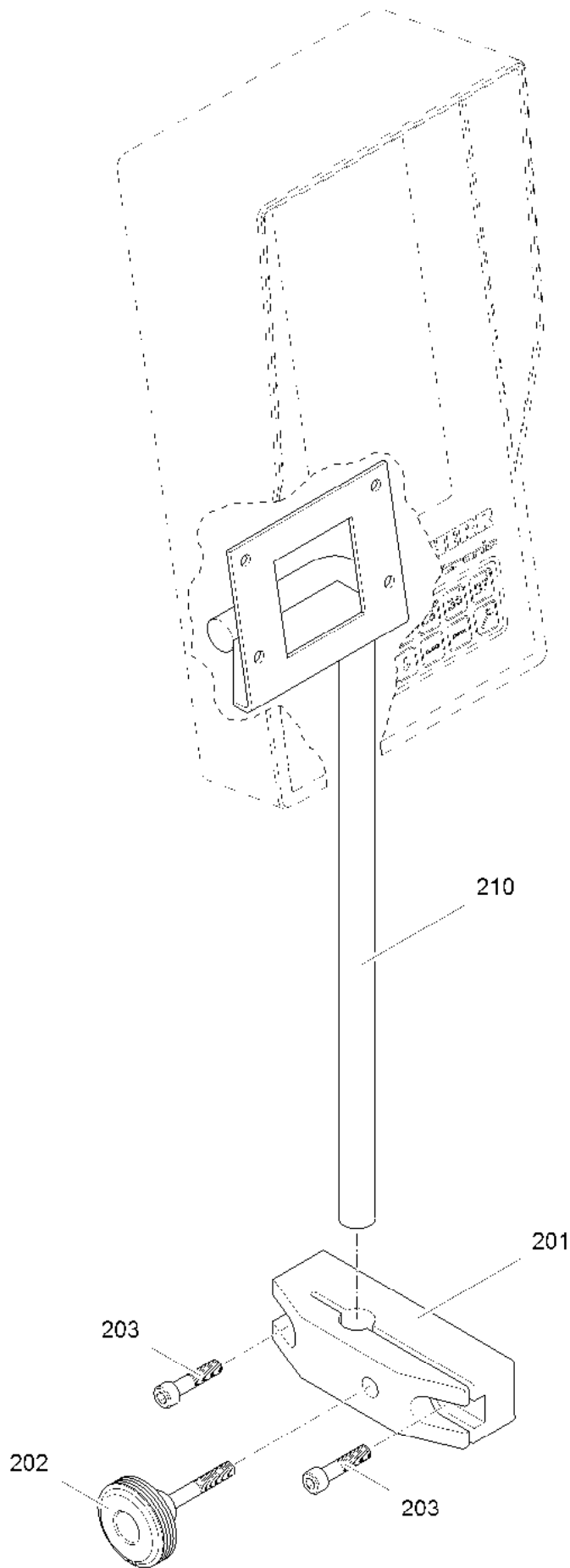
90 11 477 30

OHNE BILD
 WITHOUT ILLUSTRATION
 SANS ILLUSTRATION
 SIN ILUSTRACION
 БЕЗ ИЗОБРАЖЕНИЯ

| Pos. | Artikel | Menge | Bezeichnung | Description | Serie | K |
|------|--------------|-------|---|-------------------|-------|---|
| 100 | 93 42 597 01 | 1 | WINDMESSER ⇒  133 | ANEMOMETER | | |
| 105 | 46 01 156 | 2 | SECHSKANTSCHRAUBE ISO 4017 M10X110 | HEX SCREW | | |
| 106 | 42 00 013 01 | 4 | SCHEIBE ISO 7089 10 200HV A3C A3C | WASHER | | |
| 107 | 42 39 110 01 | 2 | SICHERUNGSSCHEIBE VS 10 ZN5/CN/T2 V | LOCK WASHER | | |
| 108 | 41 15 047 01 | 2 | SECHSKANTMUTTER ISO 4032 M10 10 A3C | HEX NUT | | |
| 109 | 60 20 776 01 | 2 | SCHELLE DIN 3015-1 L 0 R 8 PP GR | CLAMP | | |
| 111 | 46 00 384 | 1 | ZYLINDERSCHRAUBE ISO 4762 M6X40 8.8 | SOCKET HEAD SCREW | | |
| 112 | 42 00 009 01 | 1 | SCHEIBE ISO 7089 6 200HV A3C A3C | WASHER | | |
| 113 | 41 15 073 01 | 1 | SECHSKANTMUTTER ISO 4032 M6 10 A2C | HEX NUT | | |
| 114 | 90 11 603 30 | 1 | FLANSCH 12X50X225 ELZ304AT000-114 | FLANGE | | |

| | | |
|---------------------|---|--|
| 26.5.2015 000001 | LE21035_150ecb8lit_etl_de WINDMESS-UND WINDWARNANLAGE WIND WARNING UNIT |  38 90 11 597 30 |
|---------------------|---|--|

LIEBHERR



C 062.070 - 535.200

500094

26.5.2015
500094

LE21035_150ecb8lit_etl_de

39 (1/2)

LIEBHERR

HALTEBUEGEL
HOLDING BRACKET

90 11 600 30

| Pos. | Artikel | Menge | Bezeichnung | Description | Serie | K |
|------|--------------|-------|--|-------------------|-------|---|
| 201 | 95 65 465 01 | 1 | KLEMMSTUECK C154.001-414.263 40X53X14 | CLAMPING PIECE | | |
| 202 | 70 42 328 01 | 1 | KORDELSCHRAUBE | KNURLED SCREW | | |
| 203 | 40 01 620 | 2 | ZYLINDERSCHRAUBE ISO 4762 M8X35 8.8 | SOCKET HEAD SCREW | | |
| 210 | 90 11 601 30 | 1 | HALTEBUEGEL C062.070-535.210 C062.070- | HOLDING BRACKET | | |

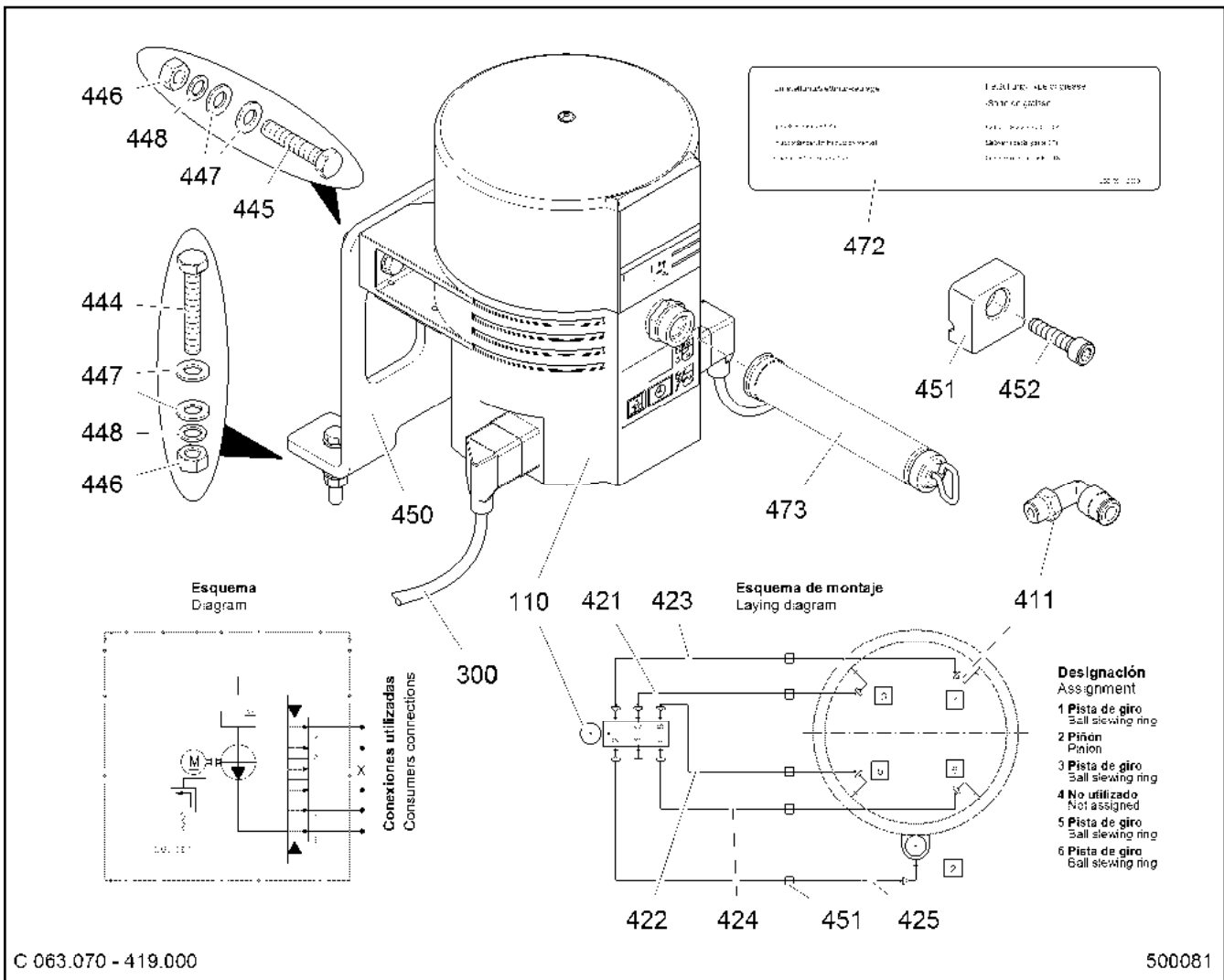
| | | |
|-----------------|--------------------------------|-----------------------------------|
| 26.5.2015 | LE21035_150ecb8lit_etl_de | <input type="checkbox"/> 40 (2/2) |
| LIEBHERR | HALTEBUEGEL HOLDING BRACKET | 90 11 600 30 |

OHNE BILD
 WITHOUT ILLUSTRATION
 SANS ILLUSTRATION
 SIN ILUSTRACION
 БЕЗ ИЗОБРАЖЕНИЯ

| Pos. | Artikel | Menge | Bezeichnung | Description | Serie | K |
|------|--------------|-------|---|------------------------|-------|---|
| 101 | 97 50 879 01 | 1 | DREHWINKELSENSOR ELZ020AF010-000 ⇒ □ 157 | SLEWING ANGLE SENSOR | | |
| 102 | 60 27 345 01 | 1 | SCHOTTDURCHFUEHRUNG CANNON 6-PO | BULKHEAD PIPE FITTING | | |
| 103 | 60 56 507 01 | 1 | PLASTIKSTAUBKAPPE CANNON | PLASTIC DUST GUARD CAP | | |
| 104 | 93 25 736 01 | 1 | STEUERLEITUNG ELZ050FZ117-000 ⇒ □ 127 | CONTROL LEAD | | |
| 105 | 90 80 608 5 | 1 | SCHUTZ C073.070-962.650 ⇒ □ 114 | PROTECTION | | |

| | | |
|---------------------|---|----------------------|
| 26.5.2015 000001 | LE21035_150ecb8lit_etl_de DREHWINKELSENSOR SLEWING ANGLE SENSOR | □ 41 90 11 737 30 |
|---------------------|---|----------------------|

LIEBHERR



C 063.070 - 419.000

500081

| Pos. | Artikel | Menge | Bezeichnung | Description | Serie | K |
|------|--------------|-------|---|-----------------------|-------|---|
| 110 | 51 01 098 01 | 1 | PUMPE | PUMP | | |
| 300 | 90 11 770 30 | 1 | ELEKTROINSTALLATION ELZ300AF000-300 ⇒ □ 43 | ELECTRIC INSTALLATION | | |
| 411 | 47 55 510 01 | 5 | VERSCHRAUBUNG WEDK 6 M10X1 | FLANGE JOINT | | |
| 421 | 28 89 018 01 | 2.5m | ROHR AD6/ID1,5X100000 PA12 | TUBE | | |
| 422 | 28 89 018 01 | 2.5m | ROHR AD6/ID1,5X100000 PA12 | TUBE | | |
| 423 | 28 89 018 01 | 2.5m | ROHR AD6/ID1,5X100000 PA12 | TUBE | | |
| 424 | 28 89 018 01 | 2.5m | ROHR AD6/ID1,5X100000 PA12 | TUBE | | |
| 425 | 28 89 018 01 | 2.5m | ROHR AD6/ID1,5X100000 PA12 | TUBE | | |
| 444 | 46 00 052 | 2 | SECHSKANTSCHRAUBE ISO 4017 M8X50 8. | HEX SCREW | | |
| 445 | 49 00 614 | 2 | SECHSKANTSCHRAUBE ISO 4017 M8X40 8. | HEX SCREW | | |
| 446 | 41 15 046 01 | 4 | SECHSKANTMUTTER ISO 4032 M8 10 A2C | HEX NUT | | |
| 447 | 42 00 012 01 | 8 | SCHEIBE ISO 7089 8 200HV A3C A3C | WASHER | | |
| 448 | 42 39 108 01 | 4 | SICHERUNGSSCHEIBE 8,4/13X1,7 VS 8 ZN5/ | LOCK WASHER | | |
| 450 | 90 11 768 30 | 1 | BLECH C063.070-419.450 8X188X243 | PLATE | | |
| 451 | 73 64 927 | 16 | KLEMMHAELFTE DIN 3015-1 L 0 R 6 PP SW | CLAMP-HALF | | |
| 452 | 40 42 003 | 8 | ZYLINDERSCHRAUBE ISO 4762 M6X25 8.8 | SOCKET HEAD SCREW | | |
| 471 | 86 13 313 01 | 0 | FETT CTK 668134/0,4kg /PATRONE | GREASE | | |
| 472 | 99 11 313 01 | 1 | SCHILD SLD06.20AC01 M1 60X200 | SIGN | | |
| 473 | 51 01 188 01 | 1 | HANDPUMPE | HAND PUMP | | |

26.5.2015
500081

LIEBHERR

LE21035_150ecb8lit_etl_de

ZENTRALSCHMIERANLAGE
CENTRAL LUBRICATING SYSTEM

□ 42

90 11 763 30

OHNE BILD
 WITHOUT ILLUSTRATION
 SANS ILLUSTRATION
 SIN ILUSTRACION
 БЕЗ ИЗОБРАЖЕНИЯ

| Pos. | Artikel | Menge | Bezeichnung | Description | Serie | K |
|------|--------------|-------|---|---------------------------|-------|---|
| 301 | 90 11 842 30 | 1 | KABELBAUM ELZ300AF000-301 ⇒  44 | CABLE HARNESS | | |
| 302 | 63 61 022 01 | 4 | KLEMME 0,2-4 mm ² | TERMINAL/CLAMP | | |
| 303 | 60 50 248 01 | 2 | LEITUNGSDOSE H45,5XB28XT30,5 | DIE PLUG | | |
| 304 | 60 71 443 01 | 1 | LEUCHTMELDER | INDICATOR LAMP | | |
| 305 | 90 11 771 30 | 1 | SCHILD ELZ300AF000-305 11MMX26MM | SIGN | | |
| 306 | 10 16 771 0 | 1 | SICHERUNGSAUTOMAT 1A 440VAC60VDC | AUTOMATIC CIRCUIT BREAKER | | |
| 307 | 63 61 059 01 | 1 | KLEMME /0,2-4 mm ² | TERMINAL/CLAMP | | |
| 308 | 10 02 123 6 | 1 | TUELLENGEHAEUSE HAN 3A NIEDER 60mm | SOCKET SHELL | | |
| 309 | 10 33 412 8 | 1 | KUPPLUNGSGEHAEUSE | COUPLING HOUSING | | |
| 310 | 60 24 402 01 | 2 | KABELVERSCHRAUBUNG M20X1,5/7-13 MS | CABLE GLAND | | |
| 311 | 60 56 160 14 | 1 | STECKEREINSATZ HAN 3A 3POL+PE 10A 0 | PLUG INSERT | | |
| 312 | 60 56 161 14 | 1 | BUCHSENEINSATZ HAN 3A 3POL+PE 10A 2 | FEMALE INSERT | | |
| 313 | 63 61 097 01 | 1 | DECKEL | COVER | | |
| 314 | 63 61 840 01 | 8 | ZACKBAND PA | INDENTED TAPE | | |

26.5.2015
000001

LIEBHERR

LE21035_150ecb8lit_etl_de

ELEKTROINSTALLATION
ELECTRIC INSTALLATION

 43

90 11 770 30

OHNE BILD
 WITHOUT ILLUSTRATION
 SANS ILLUSTRATION
 SIN ILUSTRACION
 БЕЗ ИЗОБРАЖЕНИЯ

| Pos. | Artikel | Menge | Bezeichnung | Description | Serie | K |
|------|--------------|-------|---|-------------------|-------|---|
| 100 | 60 03 083 05 | 2.3m | ELEKTROKABEL PVC | ELECTRIC CABLE | | |
| 101 | 11 64 567 4 | 9m | ELEKTROKABEL PVC | ELECTRIC CABLE | | |
| 102 | 60 23 415 01 | 10 | ADERENDHUELSE 1,50mm ² /10mm ROT | WIRED END FERRULE | | |
| 103 | 60 00 380 | 2 | KABELSCHUH DIN 46237 5-1 E-CU VERZIN | CABLE LUG | | |

26.5.2015
000001

LIEBHERR

LE21035_150ecb8lit_etl_de

KABELBAUM
CABLE HARNESS

44

90 11 842 30

OHNE BILD

WITHOUT ILLUSTRATION

SANS ILLUSTRATION

SIN ILUSTRACION

БЕЗ ИЗОБРАЖЕНИЯ

| Pos. | Artikel | Menge | Bezeichnung | Description | Serie | K |
|------|--------------|-------|------------------|----------------|-------|---|
| 101 | 60 03 083 05 | 1.8m | ELEKTROKABEL PVC | ELECTRIC CABLE | | |
| 102 | 60 03 083 05 | 8m | ELEKTROKABEL PVC | ELECTRIC CABLE | | |

26.5.2015
000001

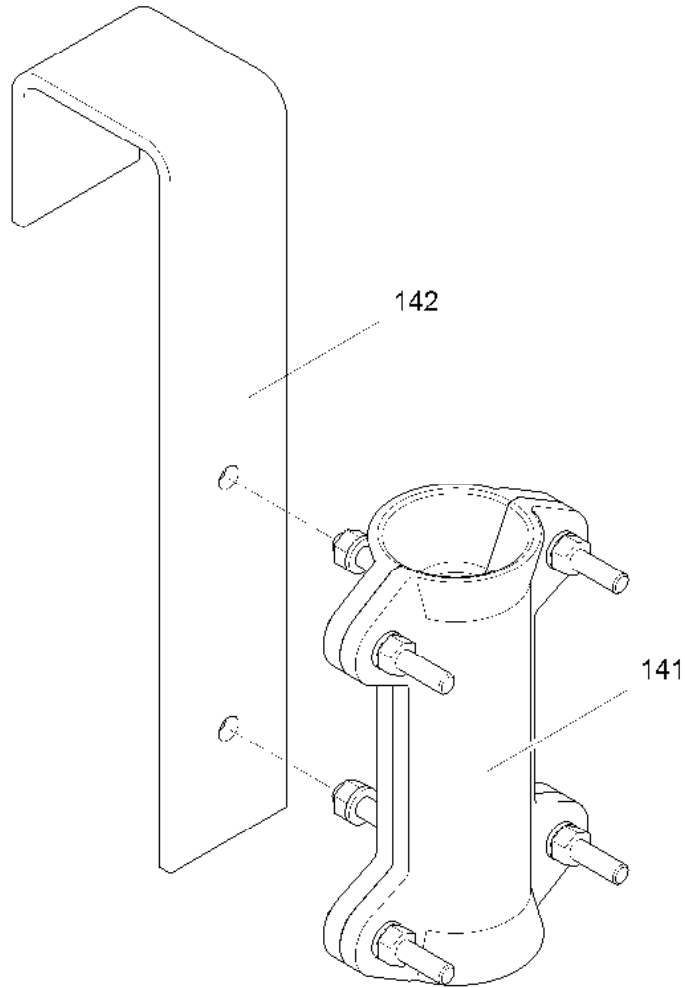
LIEBHERR

LE21035_150ecb8lit_etl_de

KABELBAUM
CABLE HARNESS

45

90 12 299 30



C 065.800 - 410.140

500024

| Pos. | Artikel | Menge | Bezeichnung | Description | Serie | K |
|------|--------------|-------|--|---------------------|-------|---|
| 141 | 60 27 025 01 | 1 | ZUGENTLASTUNGSSCHELLE | STRAIN RELIEF CLAMP | | |
| 142 | 95 26 887 01 | 1 | HALTEBUEGEL C026.800-410.142 6X60X450 | HOLDING BRACKET | | |
| 143 | 49 00 614 | 2 | SECHSKANTSCHRAUBE ISO 4017 M8X40 8. | HEX SCREW | | |
| 144 | 41 15 046 01 | 2 | SECHSKANTMUTTER ISO 4032 M8 10 A2C | HEX NUT | | |
| 145 | 42 39 108 01 | 2 | SICHERUNGSSCHEIBE 8,4/13X1,7 VS 8 ZN5/ | LOCK WASHER | | |

26.5.2015
500024

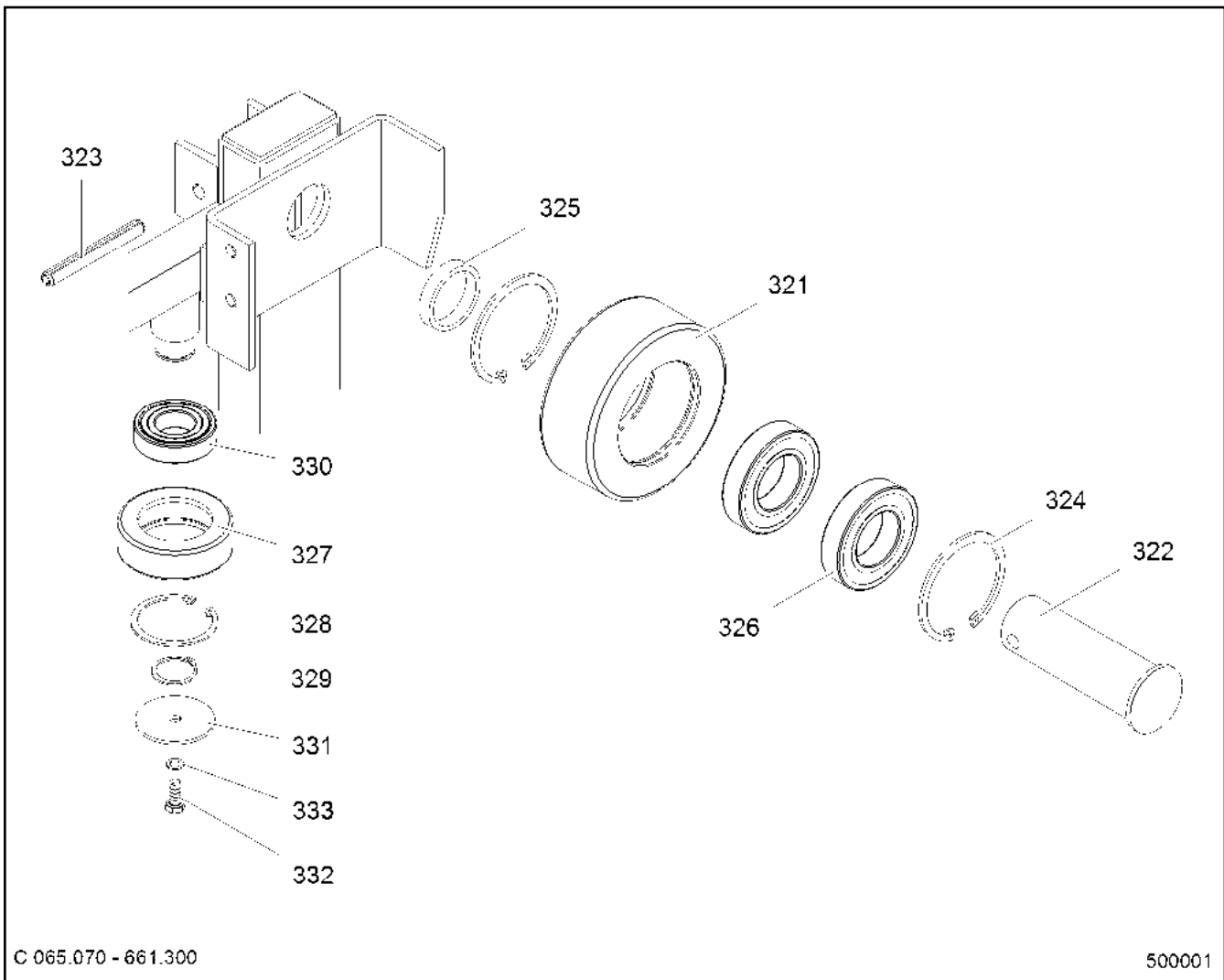
LIEBHERR

LE21035_150ecb8lit_etl_de

KABELBEFESTIGUNG
CABLE ATTACHMENT

46

90 13 319 30



C 065.070 - 661.300

500001

| Pos. | Artikel | Menge | Bezeichnung | Description | Serie | K |
|------|--------------|-------|---|--------------------------|-------|---|
| 321 | 95 71 703 01 | 1 | ROLLE C041.001-661.211 146/84,85X55 PA6 | ROLLER | | |
| 322 | 90 80 030 4 | 1 | ACHSE C065.070-661.322 | AXLE | | |
| 323 | 43 20 161 01 | 1 | SPANNSTIFT ISO 8752 12X100 ST GEOMET | DOWEL PIN | | |
| 324 | 10 17 163 1 | 2 | SICHERUNGSRING DIN 472 85X3 FLZNNC-1 | LOCKING RING | | |
| 325 | 90 80 033 3 | 1 | DISTANZROHR Ø54XØ45X10,5 C065.070-66 | DISTANCE TUBE | | |
| 326 | 74 51 489 01 | 2 | RILLENKUGELLAGER DIN 625 45X85X19 -6 | DEEP GROOVE BALL BEARING | | |
| 327 | 95 71 705 01 | 1 | ROLLE C041.001-661.221 86/56X27 PA6G | ROLLER | | |
| 328 | 10 17 162 5 | 1 | SICHERUNGSRING DIN 472 62X2 FLZNNC-1 | LOCKING RING | | |
| 329 | 10 17 157 7 | 1 | SICHERUNGSRING DIN 471 30X1,5 FLZNNC | LOCKING RING | | |
| 330 | 74 51 486 01 | 1 | RILLENKUGELLAGER DIN 625 30X62X16 -6 | DEEP GROOVE BALL BEARING | | |
| 331 | 93 87 282 01 | 1 | SCHEIBE C040.001-661.225 3X59/9RD | WASHER | | |
| 332 | 49 00 089 | 1 | SECHSKANTSCHRAUBE ISO 4017 M8X20 8. | HEX SCREW | | |
| 333 | 42 39 108 01 | 1 | SICHERUNGSSCHEIBE 8,4/13X1,7 VS 8 ZN5/ | LOCK WASHER | | |

26.5.2015
500001

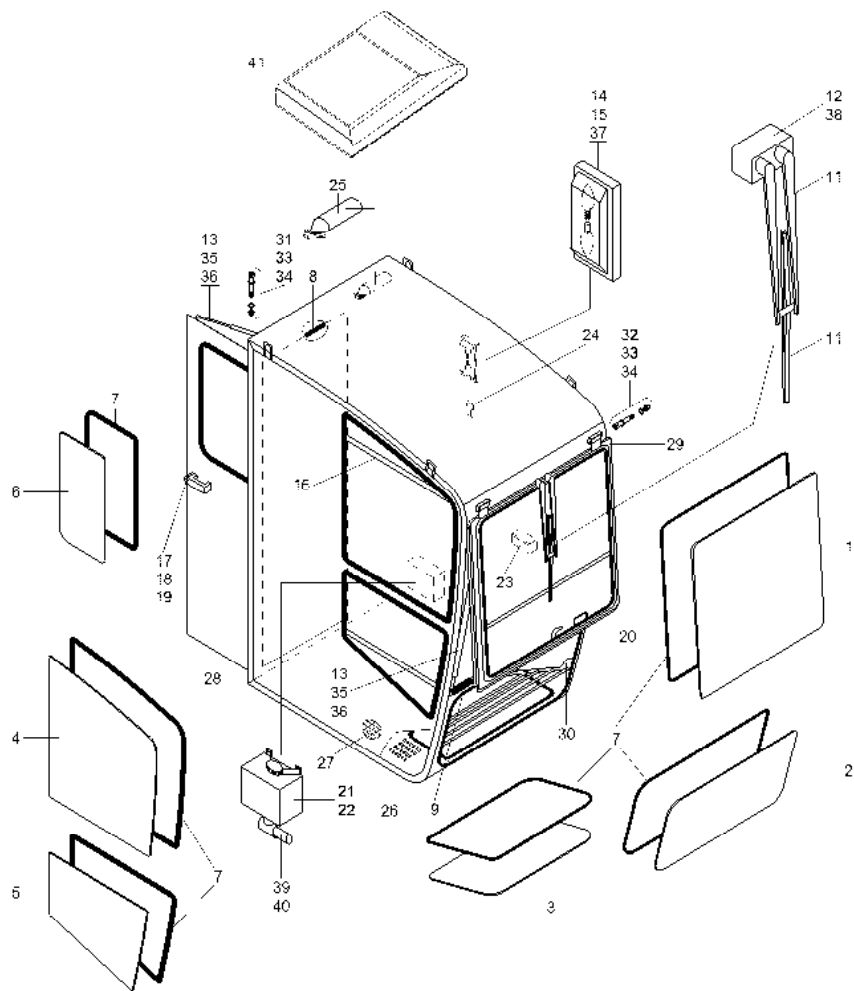
LE21035_150ecb8lit_etl_de

47

LIEBHERR

ROLLE
ROLLER

90 80 031 5



C 062.073 - 535.000

500065

| Pos. | Artikel | Menge | Bezeichnung | Description | Serie | K |
|------|--------------|-------|-----------------------|-------------------|-------|---|
| 1 | 11 06 725 5 | 1 | EINSCHIEBE | GLASS PANE | | |
| 2 | 11 06 725 2 | 1 | EINSCHIEBE | GLASS PANE | | |
| 3 | 11 06 725 7 | 1 | EINSCHIEBE | GLASS PANE | | |
| 4 | 11 06 725 4 | 2 | EINSCHIEBE | GLASS PANE | | |
| 5 | 11 06 725 3 | 2 | EINSCHIEBE | GLASS PANE | | |
| 6 | 11 06 725 6 | 1 | EINSCHIEBE | GLASS PANE | | |
| 7 | 11 06 725 8 | 1m | GUMMIPROFIL | RUBBER PROFILE | | |
| 8 | 11 06 726 0 | 1m | KANTENSCHUTZ | EDGE PROTECTION | | |
| 9 | 11 06 726 1 | 1m | KANTENSCHUTZ | EDGE PROTECTION | | |
| 10 | 10 41 275 5 | 1 | WISCHERARM | WIPER ARM | | |
| 11 | 10 41 275 6 | 1 | WISCHERBLATT 600 | WIPER BLADE | | |
| 12 | 10 41 275 8 | 1 | WISCHERMOTOR | WIPER MOTOR | | |
| 13 | 10 41 277 9 | 3 | LUFTFEDER | PNEUMATIC SPRING | | |
| 14 | 10 41 278 2 | 1 | INNENBELEUCHTUNG | INTERIOR LIGHT | | |
| 15 | 10 41 278 3 | 2 | GLUEHLAMPE 24V 5W | LIGHT BULB | | |
| 16 | 10 29 650 6 | 2 | ROLLO | BLIND | | |
| 17 | 10 41 278 5 | 1 | SCHLOSS | LOCK | | |
| 18 | 10 41 326 0 | 1 | TUERKNOPF | DOOR KNOB | | |
| 19 | 10 41 326 1 | 1 | BOLZEN | PIN | | |
| 20 | 10 41 326 2 | 1 | FENSTERGRIFF | WINDOW HANDLE | | |
| 21 | 90 07 270 30 | 1 | WASSERTANK | WATER TANK | | |
| 22 | 90 07 271 30 | 1 | WASSERHAHN 2502 NEGRO | WATER COCK | | |
| 23 | 10 41 279 6 | 1 | ASCHENBECHER | ASH TRAY | | |
| 24 | 10 41 279 3 | 1 | KLEIDERBUEGEL | CLOTHES HANGER | | |
| 25 | 10 41 278 7 | 1 | FEUERLOESCHER | FIRE EXTINGUISHER | | |
| 26 | 10 41 279 7 | 1 | GUMMINOPPENMATTE | RUBBER MAT | | |

26.5.2015
500065

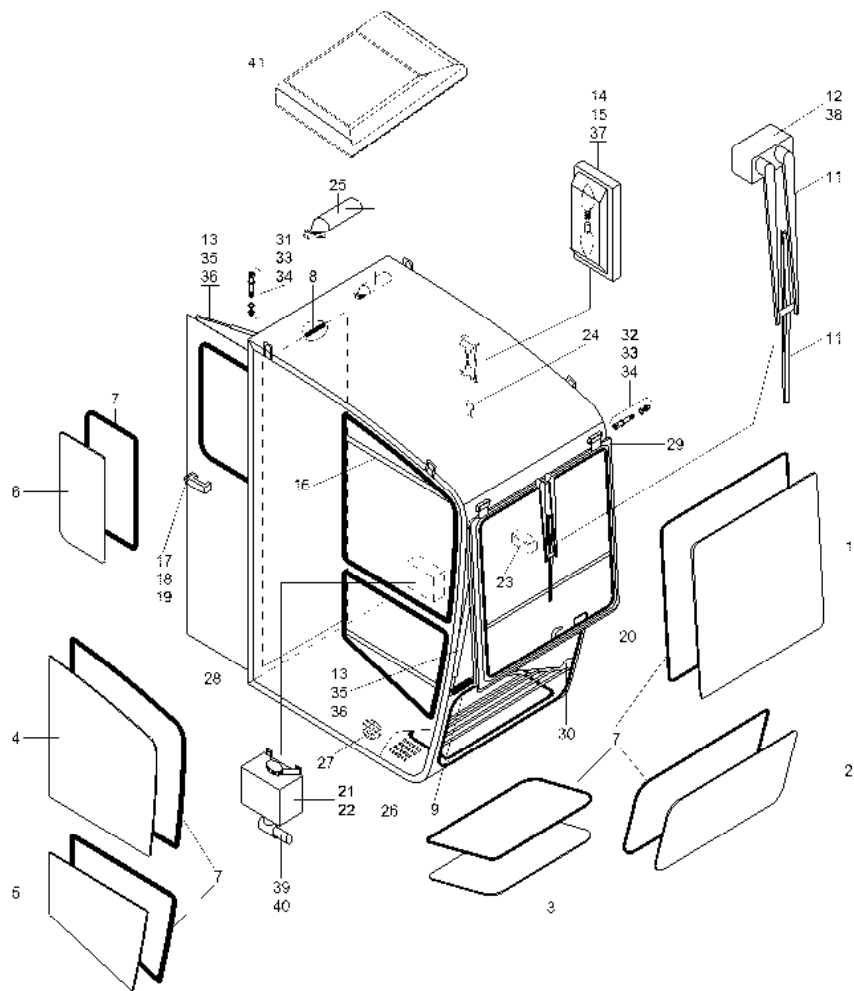
LE21035_150ecb8lit_etl_de

48 (1/2)

LIEBHERR

KABINE
CABIN

90 80 049 9



C 062.073 - 535.000

500065

| Pos. | Artikel | Menge | Bezeichnung | Description | Serie | K |
|------|--------------|-------|--------------------------------------|-------------------|-------|---|
| 27 | 10 41 279 8 | 1 | SITZBEZUG | SEAT COVER | | |
| 28 | 10 41 326 4 | 1 | TUER | DOOR | | |
| 29 | 10 41 326 5 | 1 | FENSTERRAHMEN | WINDOW FRAME | | |
| 30 | 10 41 279 4 | 1 | AUFTRITT | ENTRANCE | | |
| 31 | 40 42 195 | 2 | ZYLINDERSCHRAUBE ISO 4762 M10X80 8.8 | SOCKET HEAD SCREW | | |
| 32 | 46 00 239 | 2 | ZYLINDERSCHRAUBE ISO 4762 M10X90 8.8 | SOCKET HEAD SCREW | | |
| 33 | 41 34 127 01 | 4 | SECHSKANTMUTTER ISO 7040 M10 8 A3C | HEX NUT | | |
| 34 | 42 00 013 01 | 8 | SCHEIBE ISO 7089 10 200HV A3C A3C | WASHER | | |
| 35 | 41 34 126 01 | 6 | SECHSKANTMUTTER ISO 7040 M8 8 A2C V | HEX NUT | | |
| 36 | 42 00 012 01 | 12 | SCHEIBE ISO 7089 8 200HV A3C A3C | WASHER | | |
| 37 | 26 01 660 02 | 4.3m | ELEKTROKABEL | ELECTRIC CABLE | | |
| 38 | 26 01 663 02 | 6m | KABEL 5X1 | CABLE | | |
| 39 | 10 41 326 3 | 0.02m | KUNSTSTOFFROHR DN4X2 | PLASTIC TUBE | | |
| 40 | 10 41 279 5 | 4m | KUNSTSTOFFROHR DN4X6 | PLASTIC TUBE | | |
| 41 | 11 65 140 4 | 1 | KLIMAAANLAGE | AIR CONDITIONING | | |

26.5.2015
500065

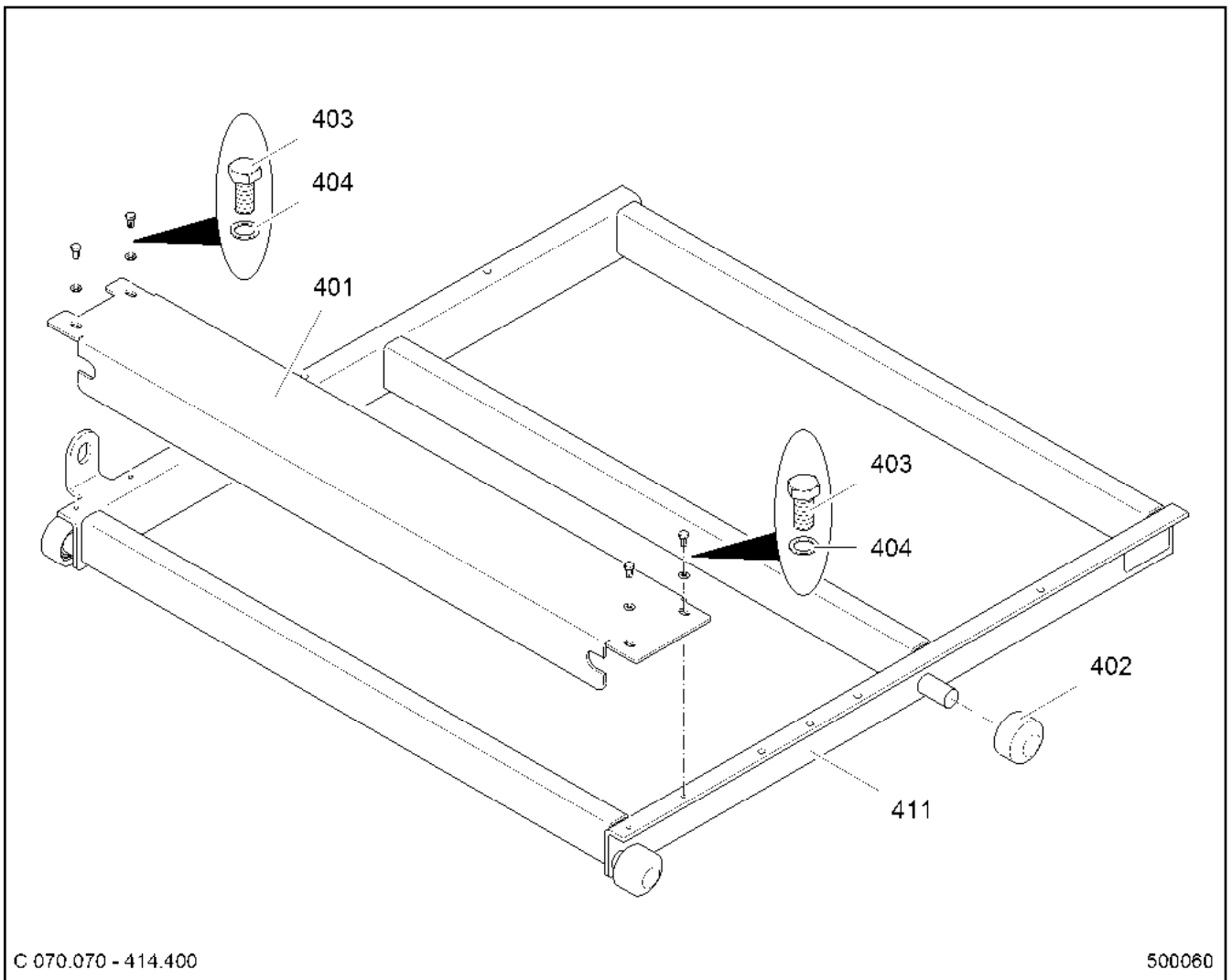
LE21035_150ecb8lit_etl_de


49 (2/2)

LIEBHERR

KABINE
CABIN

90 80 049 9



| Pos. | Artikel | Menge | Bezeichnung | Description | Serie | K |
|------|--------------|-------|---|--------------------|-------|---|
| 401 | 90 80 121 4 | 1 | BLECH C070.070-414.101 5X291X1227 ALU-R | PLATE | | |
| 402 | 97 05 794 01 | 4 | RAD C064.001-413.230 ⇒  154 | WHEEL | | |
| 403 | 49 00 188 | 4 | SECHSKANTSCHRAUBE ISO 4017 M8X16 8. | HEX SCREW | | |
| 404 | 42 00 012 01 | 4 | SCHEIBE ISO 7089 8 200HV A3C A3C | WASHER | | |
| 411 | 90 80 120 4 | 1 | PODEST SCHWK C070.070-414.411 | PLATFORM ST.CONST. | | |

26.5.2015
500060

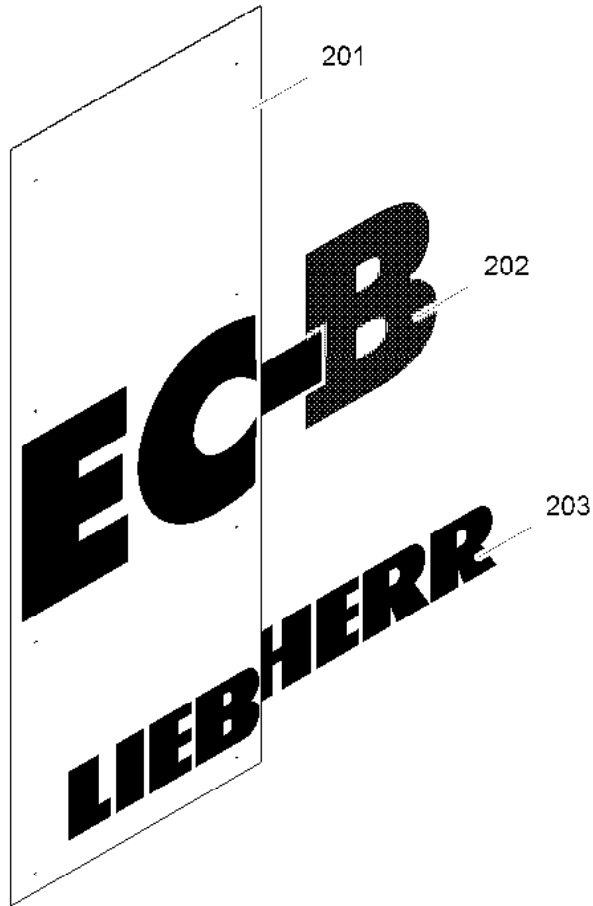
LIEBHERR

LE21035_150ecb8lit_etl_de

PLATTFORM
PLATTFORM

 50

90 80 119 8



C 070.070 - 414.200

500067

| Pos. | Artikel | Menge | Bezeichnung | Description | Serie | K |
|------|--------------|-------|--|-------------|-------|---|
| 201 | 90 80 123 9 | 1 | BLECH C070.070-414.201 3X790X2075 EN A | PLATE | | |
| 202 | 96 94 318 01 | 1 | SCHILD SLD50.138AC01 | SIGN | | |
| 203 | 96 12 981 | 1 | AUFKLEBER 32 000 6060 40 1422mmX190 | STICKER | | |

26.5.2015
500067

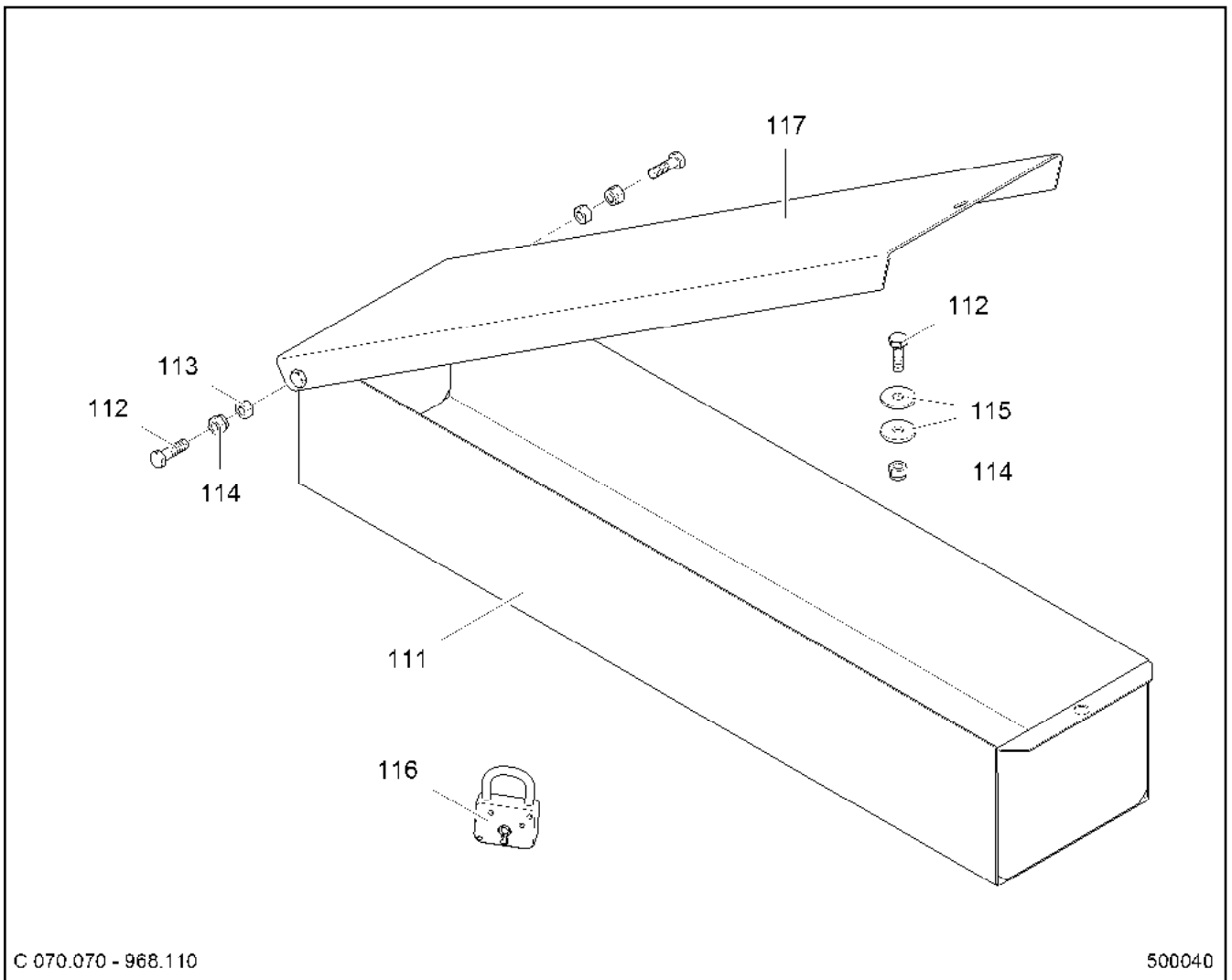
LIEBHERR

LE21035_150ecb8lit_etl_de

SCHILD FUEHRERHAUS
PLATE CABIN

51

90 80 123 8



C 070.070 - 968.110

500040

| Pos. | Artikel | Menge | Bezeichnung | Description | Serie | K |
|------|--------------|-------|-------------------------------------|-------------|-------|---|
| 111 | 90 80 162 8 | 1 | WERKZEUGKASTEN C070.070-968.111 | TOOL BOX | | |
| 112 | 49 00 111 | 4 | SECHSKANTSCHRAUBE ISO 4017 M8X30 8. | HEX SCREW | | |
| 113 | 41 34 126 01 | 2 | SECHSKANTMUTTER ISO 7040 M8 8 A2C V | HEX NUT | | |
| 114 | 41 15 046 01 | 4 | SECHSKANTMUTTER ISO 4032 M8 10 A2C | HEX NUT | | |
| 115 | 42 06 003 01 | 4 | SCHEIBE ISO 7094 8 100HV ST VERZ | WASHER | | |
| 116 | 88 52 515 08 | 1 | VORHAENGESCHLOSS 40mm 991 011473 | PADLOCK | | |
| 117 | 90 80 163 1 | 1 | BLECH 2X254X835 C070.070-968.117 | PLATE | | |

26.5.2015
500040

LIEBHERR

LE21035_150ecb8lit_etl_de

WERKZEUGKASTEN
TOOL BOX

52

90 80 162 7

OHNE BILD

WITHOUT ILLUSTRATION

SANS ILLUSTRATION

SIN ILUSTRACION

БЕЗ ИЗОБРАЖЕНИЯ

| Pos. | Artikel | Menge | Bezeichnung | Description | Serie | K |
|------|-------------|-------|--|--------------|-------|---|
| 100 | 90 80 214 0 | 1 | WERKZEUGE C070.070-9683120 ⇒  55 | TOOLS | | |
| 132 | 90 80 207 7 | 1 | PASSDORN Ø20X120 C070.070-968.120/132 | SETTING PLUG | | |

26.5.2015
000001

LIEBHERR

LE21035_150ecb8lit_etl_de

WERKZEUGE
TOOLS

 53

90 80 164 9



OHNE BILD

WITHOUT ILLUSTRATION

SANS ILLUSTRATION

SIN ILUSTRACION

БЕЗ ИЗОБРАЖЕНИЯ

| Pos. | Artikel | Menge | Bezeichnung | Description | Serie | K |
|------|-------------|-------|---|-------------|-------|---|
| 110 | 90 80 162 7 | 1 | WERKZEUGKASTEN C070.070-968.110 ⇒  52 | TOOL BOX | | |
| 120 | 90 80 164 9 | 1 | WERKZEUGE C070.070-968.120 ⇒  53 | TOOLS | | |

26.5.2015
000001

LIEBHERR

LE21035_150ecb8lit_etl_de

WERKZEUGKASTEN
TOOL BOX

 54

90 80 165 1

OHNE BILD
 WITHOUT ILLUSTRATION
 SANS ILLUSTRATION
 SIN ILUSTRACION
 БЕЗ ИЗОБРАЖЕНИЯ

| Pos. | Artikel | Menge | Bezeichnung | Description | Serie | K |
|------|--------------|-------|--|----------------------|-------|---|
| 101 | 88 52 066 01 | 1 | SCHRAUBENDREHER DIN 5265 -4X100 ISO | SCREW DRIVER | | |
| 102 | 88 52 111 01 | 1 | SCHRAUBENDREHER DIN 5261 GR.2 | SCREW DRIVER | | |
| 103 | 79 00 315 01 | 1 | UNIVERSALZANGE DIN 5244 180 GERAUHT | LOWER PLATE | | |
| 104 | 79 00 004 01 | 1 | GABELSCHLUESSEL DIN 894 SW55 | OPEN END SPANNER | | |
| 105 | 79 00 003 01 | 1 | GABELSCHLUESSEL SW50 | OPEN END SPANNER | | |
| 106 | 80 34 666 | 1 | GABELSCHLUESSEL DIN 894 | OPEN END SPANNER | | |
| 107 | 79 00 037 01 | 1 | GABELSCHLUESSEL DIN 895 SW30 | OPEN END SPANNER | | |
| 108 | 88 51 245 01 | 1 | GABELSCHLUESSEL DIN 3110 SW16 GAR | OPEN END SPANNER | | |
| 109 | 88 51 210 01 | 1 | GABELSCHLUESSEL DIN 3110 SW17 GAR | OPEN END SPANNER | | |
| 110 | 88 51 230 01 | 1 | GABELSCHLUESSEL DIN 3110 SW10x13 | OPEN END SPANNER | | |
| 111 | 79 00 109 01 | 1 | RINGSCHLUESSEL SW55 | RING SPANNER | | |
| 112 | 79 00 420 01 | 1 | FETTPRESSE DIN 1283 H500-B150-C 1 75/P | GREASE GUN | | |
| 113 | 88 65 230 01 | 1 | HEIZKOERPERPINSEL 1" | RADIATOR PAINT BRUSH | | |
| 114 | 79 00 302 01 | 1 | HANDHAMMER 2000 | HAND HAMMER | | |
| 115 | 86 13 317 01 | 3 | FETT /0,4kg /PATRONE | GREASE | | |
| 116 | 80 06 597 | 1 | AUFSTECKROHR 760 MM LG.KNR.61860 | SLIP-ON TUBE | | |
| 117 | 88 51 663 01 | 1 | SECHSKANTWINKELSCHRAUBENDREHER I | SCREW DRIVER | | |

26.5.2015
000001

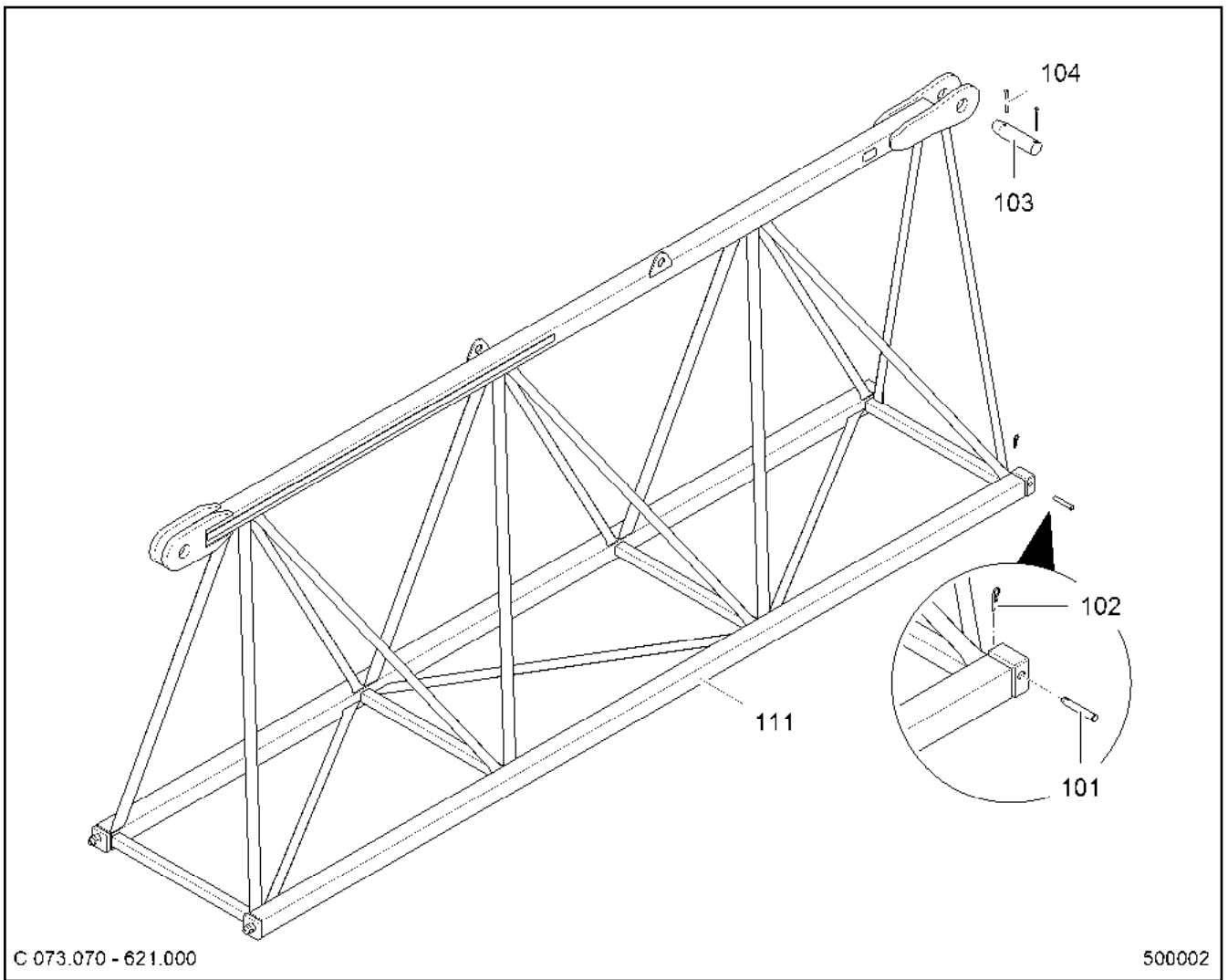
LIEBHERR

LE21035_150ecb8lit_etl_de

WERKZEUGE
TOOLS

55

90 80 214 0



| Pos. | Artikel | Menge | Bezeichnung | Description | Serie | K |
|------|--------------|-------|---------------------------------------|--------------------------|-------|---|
| 101 | 90 10 464 30 | 2 | BOLZEN 20X130X110 C062.070-611.121 | PIN | | |
| 102 | 43 31 008 01 | 2 | FEDERSTECKER LN 262 4X60 VERZ | SPRING PLUG | | |
| 103 | 90 80 318 9 | 1 | BOLZEN LN 17 75X295X215 F200 42CRM04+ | PIN | | |
| 104 | 43 30 106 01 | 2 | SPLINT ISO 1234 10X100 ST A3C A3C | SPLIT PIN | | |
| 111 | 90 80 228 8 | 1 | AUSLEGERZWISCHENSTUECK C073.070-62 | INTERMEDIATE JIB SECTION | | |

26.5.2015
500002

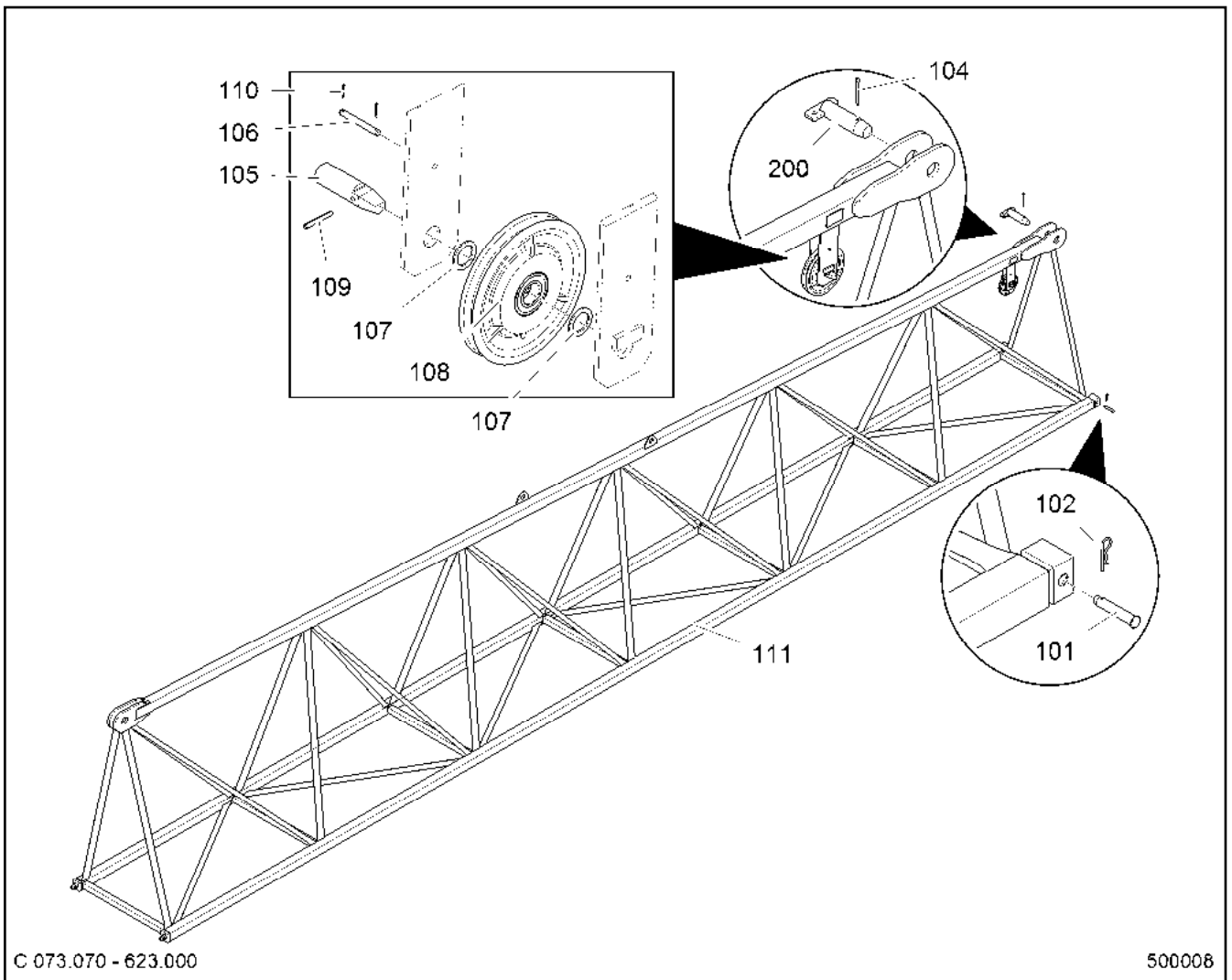
LIEBHERR

LE21035_150ecb8lit_etl_de

AUSLEGERZWISCHENSTUECK
INTERMEDIATE JIB SECTION

56

90 80 228 7



| Pos. | Artikel | Menge | Bezeichnung | Description | Serie | K |
|------|--------------|-------|---|--------------------------|-------|---|
| 101 | 90 80 247 4 | 2 | BOLZEN C073.070-632.101 | PIN | | |
| 102 | 43 31 008 01 | 2 | FEDERSTECKER LN 262 4X60 VERZ | SPRING PLUG | | |
| 104 | 43 30 106 01 | 1 | SPLINT ISO 1234 10X100 ST A3C A3C | SPLIT PIN | | |
| 105 | 90 00 059 30 | 1 | ANSCHLAGBOLZEN NP-152/A 30X110 ZNNI | LIMIT STOP BOLT | | |
| 106 | 97 10 510 01 | 1 | BOLZEN LN 16 F200 8X70X62 S355J2C+C ZN | PIN | | |
| 107 | 10 17 363 2 | 2 | STUETZSCHEIBE DIN 988 30X42X2,5 ST GE | SUPPORTING WASHER | | |
| 108 | 93 88 091 01 | 1 | SEILROLLE SER42.18GW30-00 180X4,5X30 ⇒ □ 141 | ROPE PULLEY | | |
| 109 | 43 20 067 01 | 1 | SPANNSTIFT ISO 8752 6X50 ST GEOMET32 | DOWEL PIN | | |
| 110 | 43 30 019 01 | 2 | SPLINT ISO 1234 2X14 ST A3C A3C | SPLIT PIN | | |
| 111 | 90 80 233 5 | 1 | AUSLEGERZWISCHENSTUECK C073.070-62 | INTERMEDIATE JIB SECTION | | |
| 200 | 90 80 263 0 | 1 | BOLZEN C073.070-623.200 | PIN | | |

26.5.2015
500008

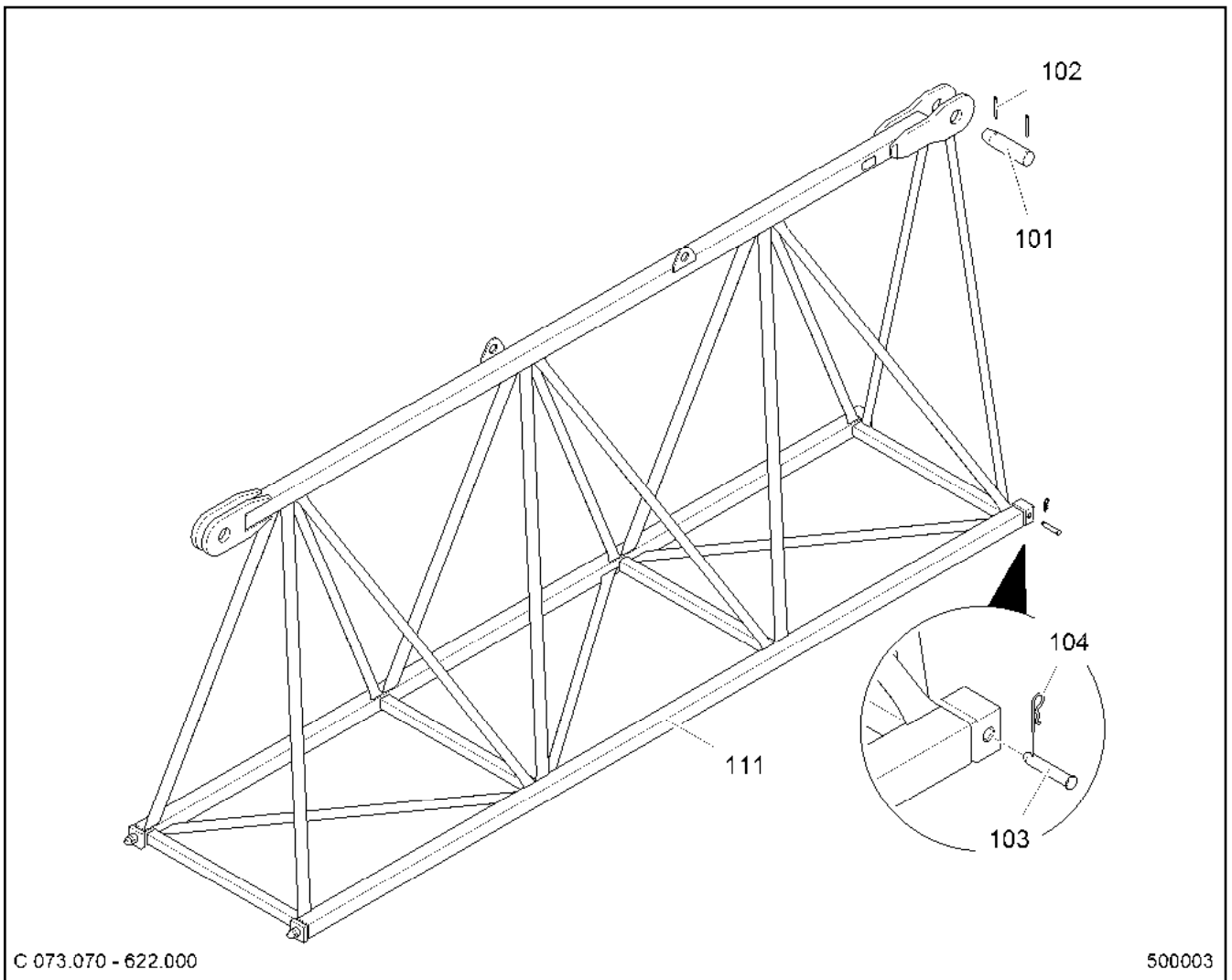
LIEBHERR

LE21035_150ecb8lit_etl_de

AUSLEGERZWISCHENSTUECK
INTERMEDIATE JIB SECTION

□ 57

90 80 233 4



| Pos. | Artikel | Menge | Bezeichnung | Description | Serie | K |
|------|--------------|-------|---------------------------------------|--------------------------|-------|---|
| 101 | 90 80 318 9 | 1 | BOLZEN LN 17 75X295X215 F200 42CRM04+ | PIN | | |
| 102 | 43 30 106 01 | 2 | SPLINT ISO 1234 10X100 ST A3C A3C | SPLIT PIN | | |
| 103 | 90 80 247 4 | 2 | BOLZEN C073.070-632.101 | PIN | | |
| 104 | 43 31 008 01 | 2 | FEDERSTECKER LN 262 4X60 VERZ | SPRING PLUG | | |
| 111 | 90 80 240 2 | 1 | AUSLEGERZWISCHENSTUECK C073.070-62 | INTERMEDIATE JIB SECTION | | |

26.5.2015
500003

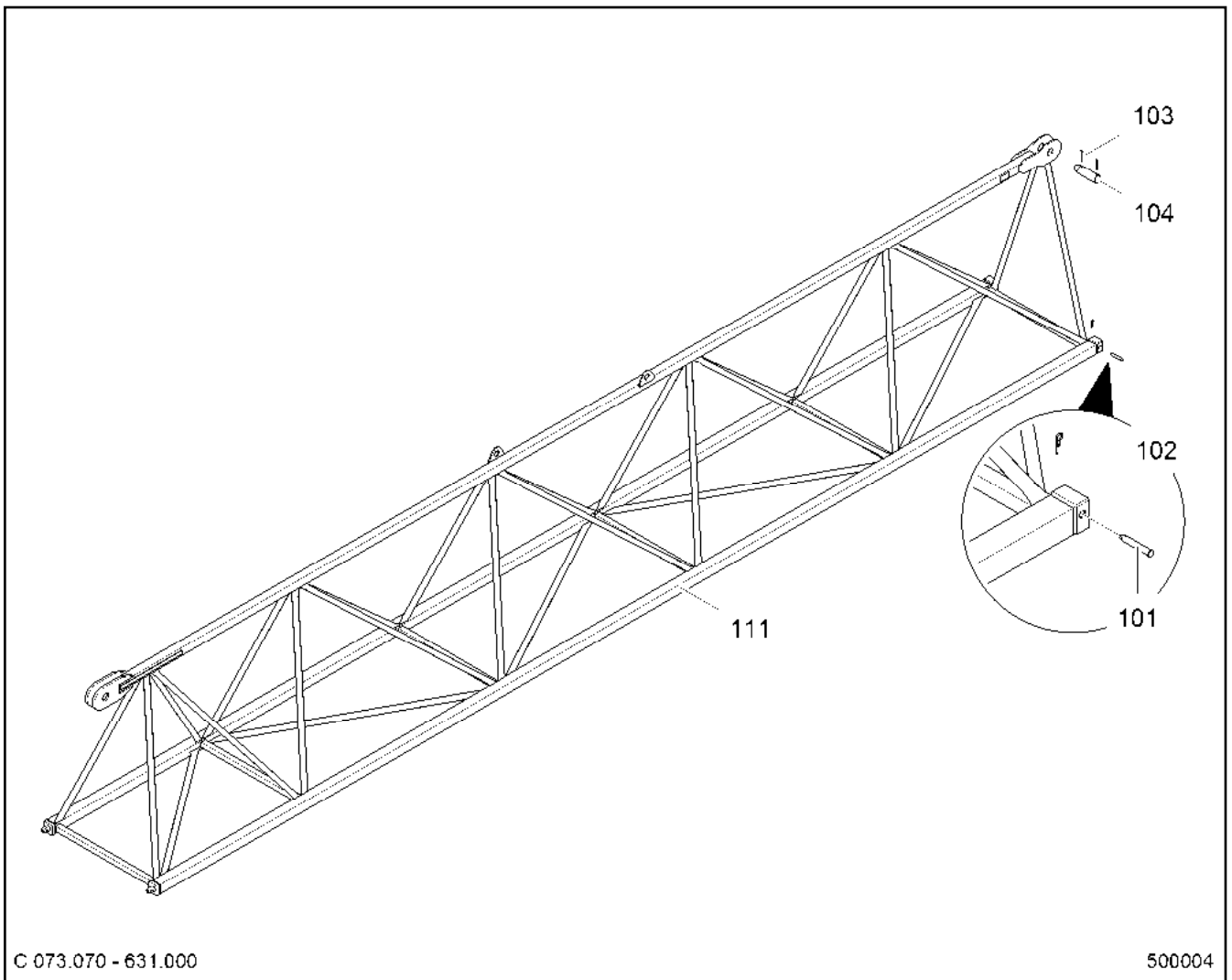
LIEBHERR

LE21035_150ecb8lit_etl_de

AUSLEGERZWISCHENSTUECK
INTERMEDIATE JIB SECTION

58

90 80 240 1



| Pos. | Artikel | Menge | Bezeichnung | Description | Serie | K |
|------|--------------|-------|--------------------------------------|--------------------------|-------|---|
| 101 | 90 80 247 4 | 2 | BOLZEN C073.070-632.101 | PIN | | |
| 102 | 43 31 008 01 | 2 | FEDERSTECKER LN 262 4X60 VERZ | SPRING PLUG | | |
| 103 | 43 30 106 01 | 2 | SPLINT ISO 1234 10X100 ST A3C A3C | SPLIT PIN | | |
| 104 | 90 80 301 0 | 1 | BOLZEN LN 17 65X225X155 F200 S355J2C | PIN | | |
| 111 | 90 80 245 9 | 1 | AUSLEGERZWISCHENSTUECK C073.070-63 | INTERMEDIATE JIB SECTION | | |

26.5.2015
500004

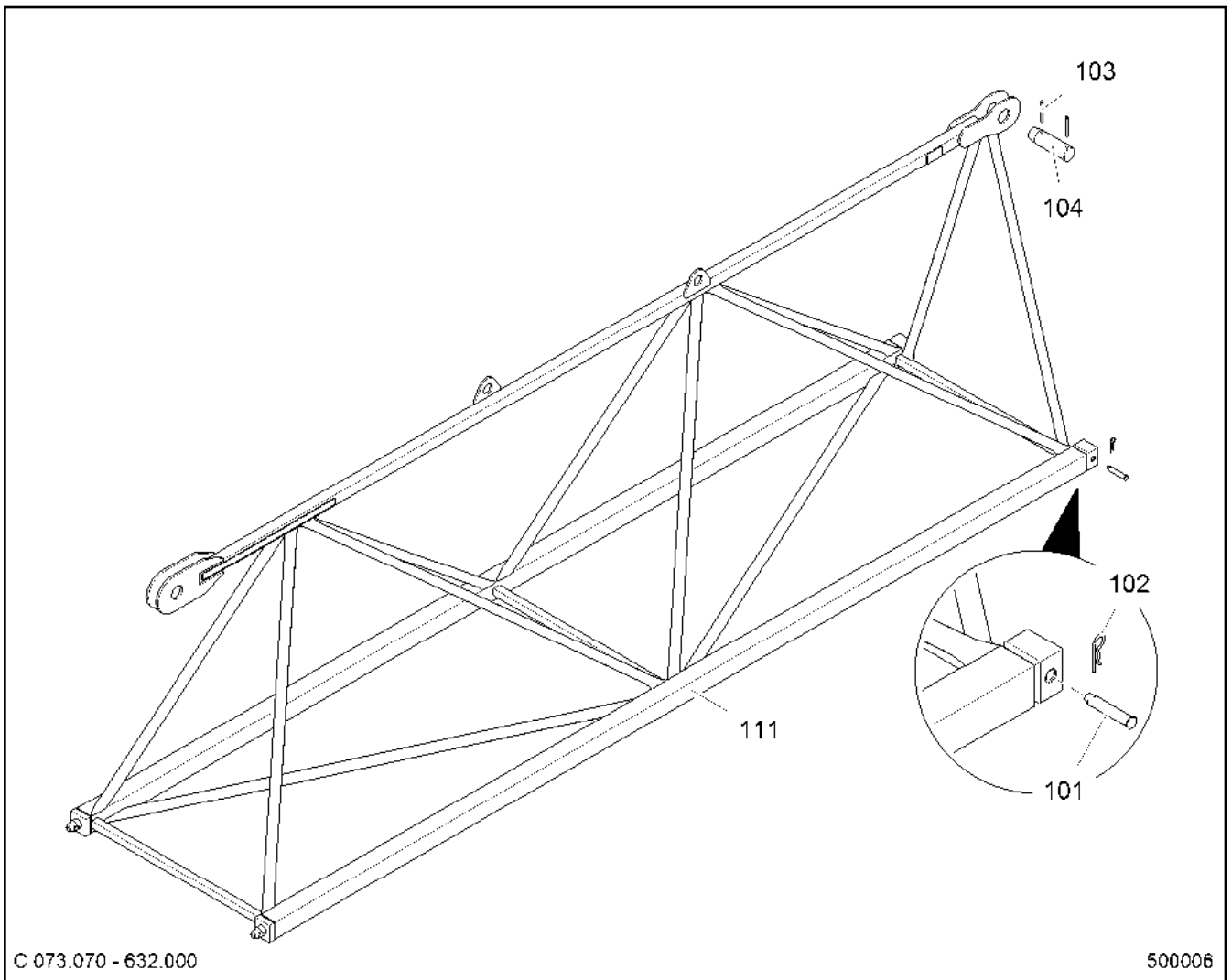
LIEBHERR

LE21035_150ecb8lit_etl_de

AUSLEGERZWISCHENSTUECK
INTERMEDIATE JIB SECTION

59

90 80 243 4



| Pos. | Artikel | Menge | Bezeichnung | Description | Serie | K |
|------|--------------|-------|--------------------------------------|--------------------------|-------|---|
| 101 | 90 80 247 4 | 2 | BOLZEN C073.070-632.101 | PIN | | |
| 102 | 43 31 008 01 | 2 | FEDERSTECKER LN 262 4X60 VERZ | SPRING PLUG | | |
| 103 | 43 30 106 01 | 2 | SPLINT ISO 1234 10X100 ST A3C A3C | SPLIT PIN | | |
| 104 | 90 80 301 0 | 1 | BOLZEN LN 17 65X225X155 F200 S355J2C | PIN | | |
| 111 | 90 80 257 2 | 1 | AUSLEGERZWISCHENSTUECK C073.070-63 | INTERMEDIATE JIB SECTION | | |

26.5.2015
500006

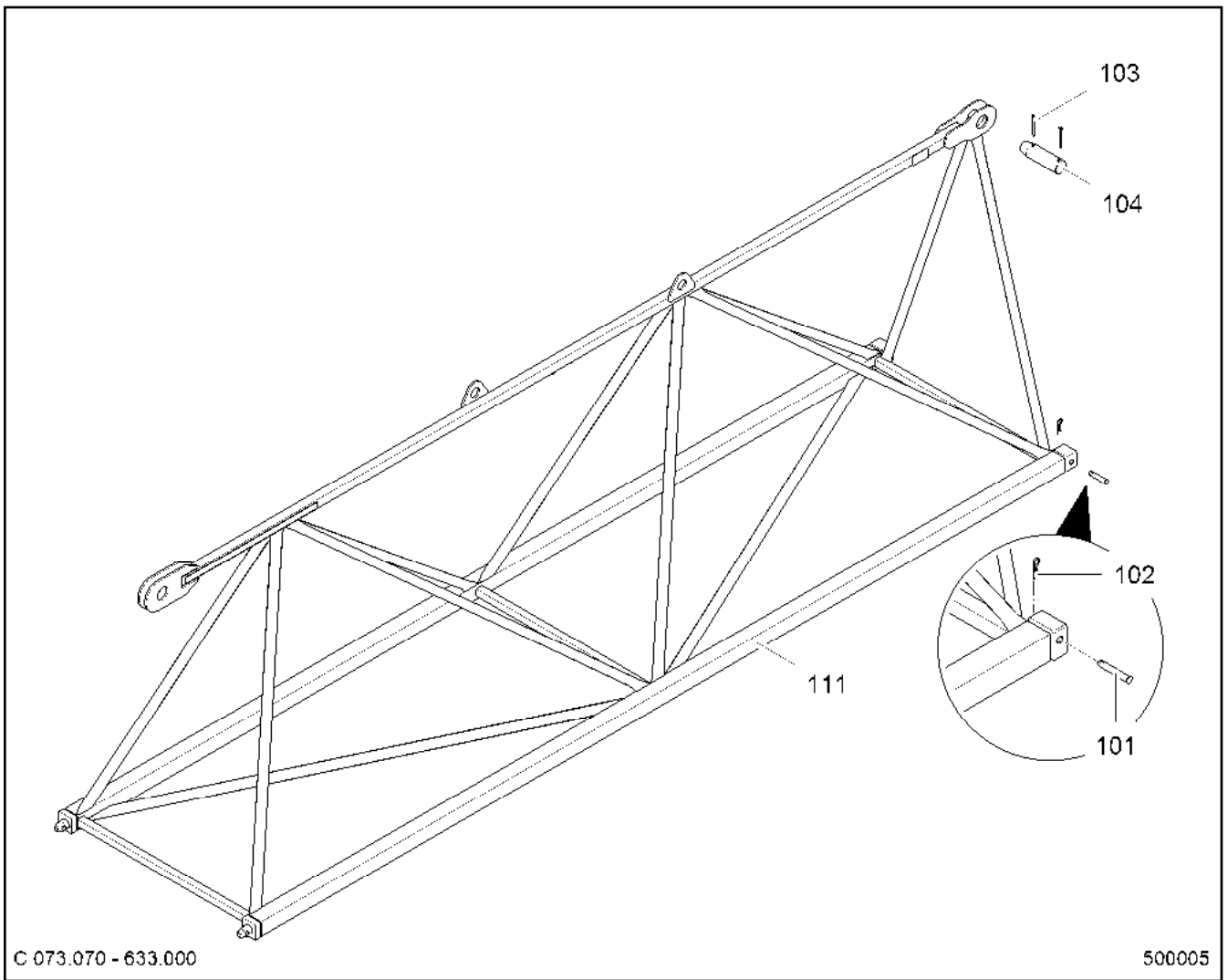
LIEBHERR

LE21035_150ecb8lit_etl_de

AUSLEGERZWISCHENSTUECK
INTERMEDIATE JIB SECTION

60

90 80 257 1



| Pos. | Artikel | Menge | Bezeichnung | Description | Serie | K |
|------|--------------|-------|--------------------------------------|--------------------------|-------|---|
| 101 | 90 80 268 1 | 2 | BOLZEN C073.070-634.101 | PIN | | |
| 102 | 43 31 008 01 | 2 | FEDERSTECKER LN 262 4X60 VERZ | SPRING PLUG | | |
| 103 | 43 30 106 01 | 2 | SPLINT ISO 1234 10X100 ST A3C A3C | SPLIT PIN | | |
| 104 | 90 80 301 0 | 1 | BOLZEN LN 17 65X225X155 F200 S355J2C | PIN | | |
| 111 | 90 80 262 2 | 1 | AUSLEGERZWISCHENSTUECK C073.070-63 | INTERMEDIATE JIB SECTION | | |

26.5.2015
500005

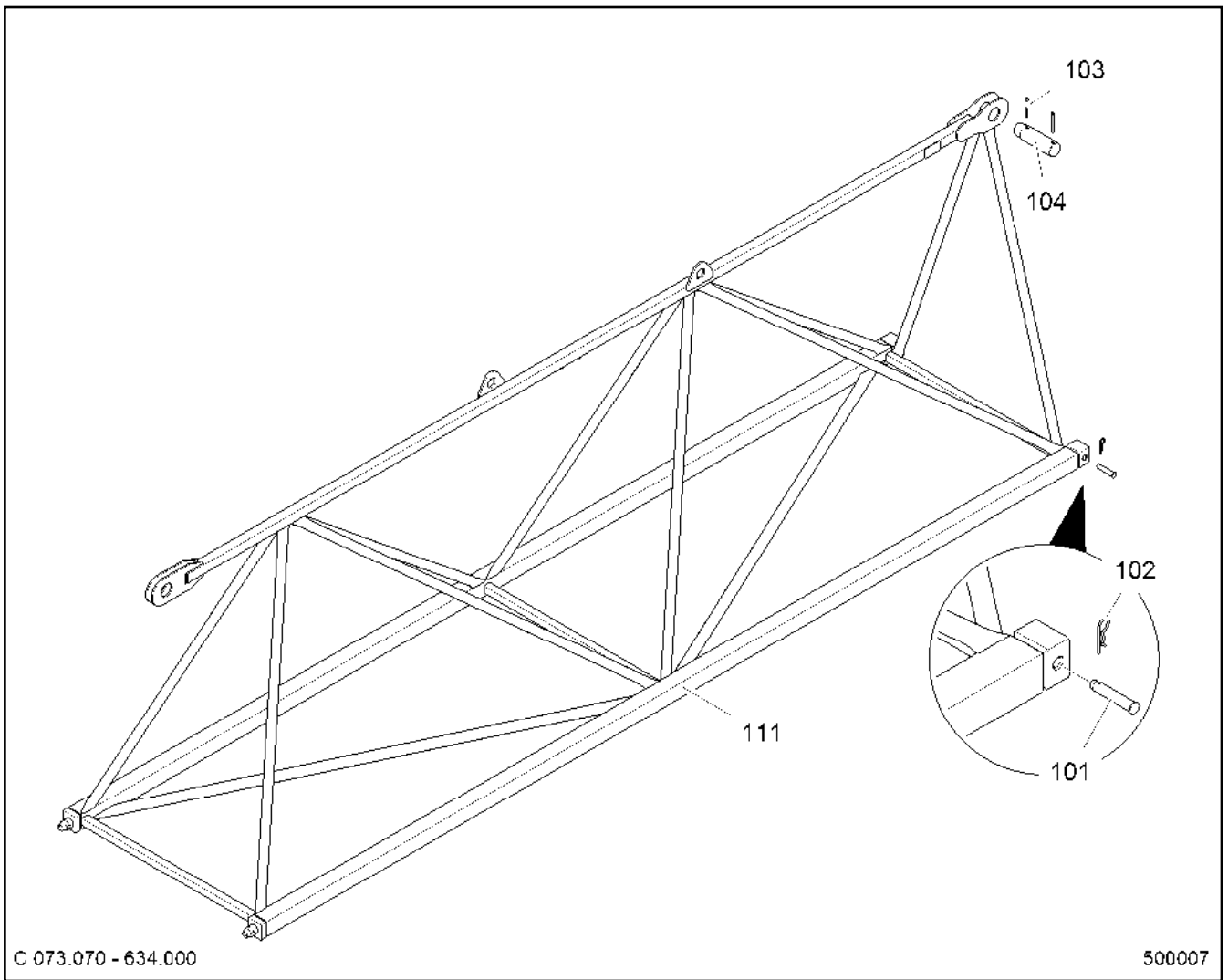
LIEBHERR

LE21035_150ecb8lit_etl_de

AUSLEGERZWISCHENSTUECK
INTERMEDIATE JIB SECTION

61

90 80 262 1



| Pos. | Artikel | Menge | Bezeichnung | Description | Serie | K |
|------|--------------|-------|--------------------------------------|--------------------------|-------|---|
| 101 | 90 80 268 1 | 2 | BOLZEN C073.070-634.101 | PIN | | |
| 102 | 43 31 008 01 | 2 | FEDERSTECKER LN 262 4X60 VERZ | SPRING PLUG | | |
| 103 | 43 30 106 01 | 2 | SPLINT ISO 1234 10X100 ST A3C A3C | SPLIT PIN | | |
| 104 | 90 80 301 0 | 1 | BOLZEN LN 17 65X225X155 F200 S355J2C | PIN | | |
| 111 | 90 80 268 0 | 1 | AUSLEGERZWISCHENSTUECK C073.070-63 | INTERMEDIATE JIB SECTION | | |

26.5.2015
500007

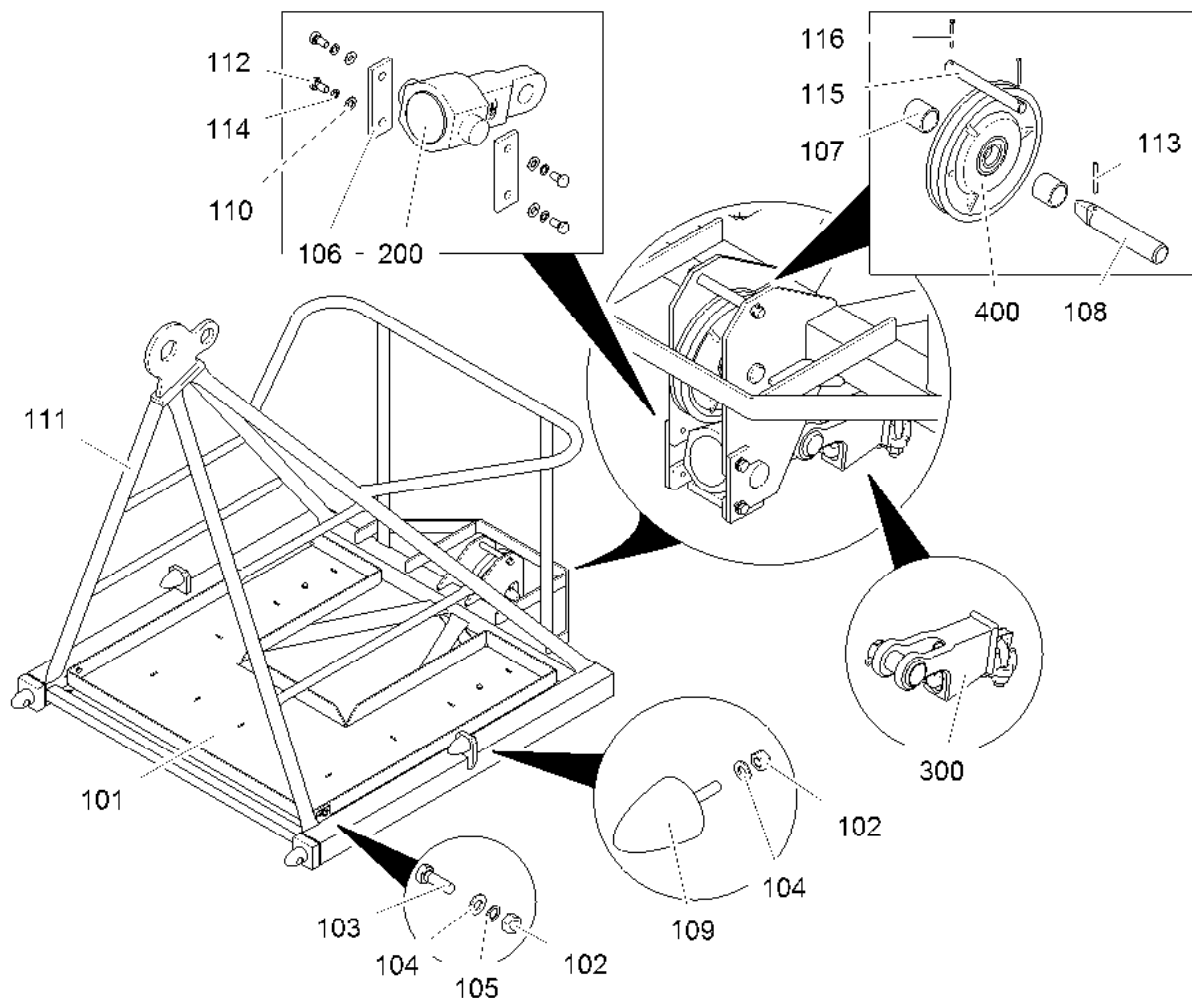
LIEBHERR

LE21035_150ecb8lit_etl_de

AUSLEGERZWISCHENSTUECK
INTERMEDIATE JIB SECTION

62

90 80 267 9



C 073.070 - 641.000

500009

| Pos. | Artikel | Menge | Bezeichnung | Description | Serie | K |
|------|--------------|-------|---|-------------------|-------|---|
| 101 | 90 80 272 3 | 1 | PLATTFORM 5X1084X1087 C073.070-641.10 | PLATFORM | | |
| 102 | 41 15 046 01 | 6 | SECHSKANTMUTTER ISO 4032 M8 10 A2C | HEX NUT | | |
| 103 | 40 66 042 | 4 | SECHSKANTSCHRAUBE ISO 4017 M8X25 1 | HEX SCREW | | |
| 104 | 42 00 012 01 | 10 | SCHEIBE ISO 7089 8 200HV A3C A3C | WASHER | | |
| 105 | 42 39 108 01 | 4 | SICHERUNGSSCHEIBE 8,4/13X1,7 VS 8 ZN5/ | LOCK WASHER | | |
| 106 | 99 70 403 01 | 2 | ACHSHALTER LN 4/3 8X40X120 A S235JR+ | AXLE HOLDER | | |
| 107 | 90 11 281 30 | 2 | DISTANZROHR C063.071-641.113 | DISTANCE TUBE | | |
| 108 | 90 11 307 30 | 1 | ANSCHLAGBOLZEN NP-152/A 30X70 ZNNI | LIMIT STOP BOLT | | |
| 109 | 72 66 162 01 | 2 | ANSCHLAGPUFFER DIN 95364 d=50X67-M8 | LIMIT STOP BUFFER | | |
| 110 | 42 00 013 01 | 4 | SCHEIBE ISO 7089 10 200HV A3C A3C | WASHER | | |
| 111 | 90 80 271 6 | 1 | AUSLEGERKOPFSTUECK C073.070-641.111 | JIB HEAD SECTION | | |
| 112 | 40 65 166 | 4 | SECHSKANTSCHRAUBE ISO 4017 M10X20 | HEX SCREW | | |
| 113 | 43 20 067 01 | 1 | SPANNSTIFT ISO 8752 6X50 ST GEOMET32 | DOWEL PIN | | |
| 114 | 42 39 110 01 | 4 | SICHERUNGSSCHEIBE VS 10 ZN5/CN/T2 V | LOCK WASHER | | |
| 115 | 97 22 503 01 | 1 | BOLZEN LN 16 F200 16X150X135 S355J2C+ | PIN | | |
| 116 | 43 30 052 01 | 2 | SPLINT ISO 1234 4X32 ST A3C A3C | SPLIT PIN | | |
| 200 | 90 07 479 30 | 1 | DRALLFAENGER DRF030.130-000 | TWIST COMPENSATOR | | |
| | | | ⇒  32 | | | |
| 300 | 10 17 969 0 | 1 | KEILENDKLEMME 14-16mm/5/8Z | WEDGE SOCKET | | |
| 400 | 93 88 091 01 | 1 | SEILROLLE SER42.18GW30-00 180X4,5X30 | ROPE PULLEY | | |
| | | | ⇒  141 | | | |

26.5.2015
500009

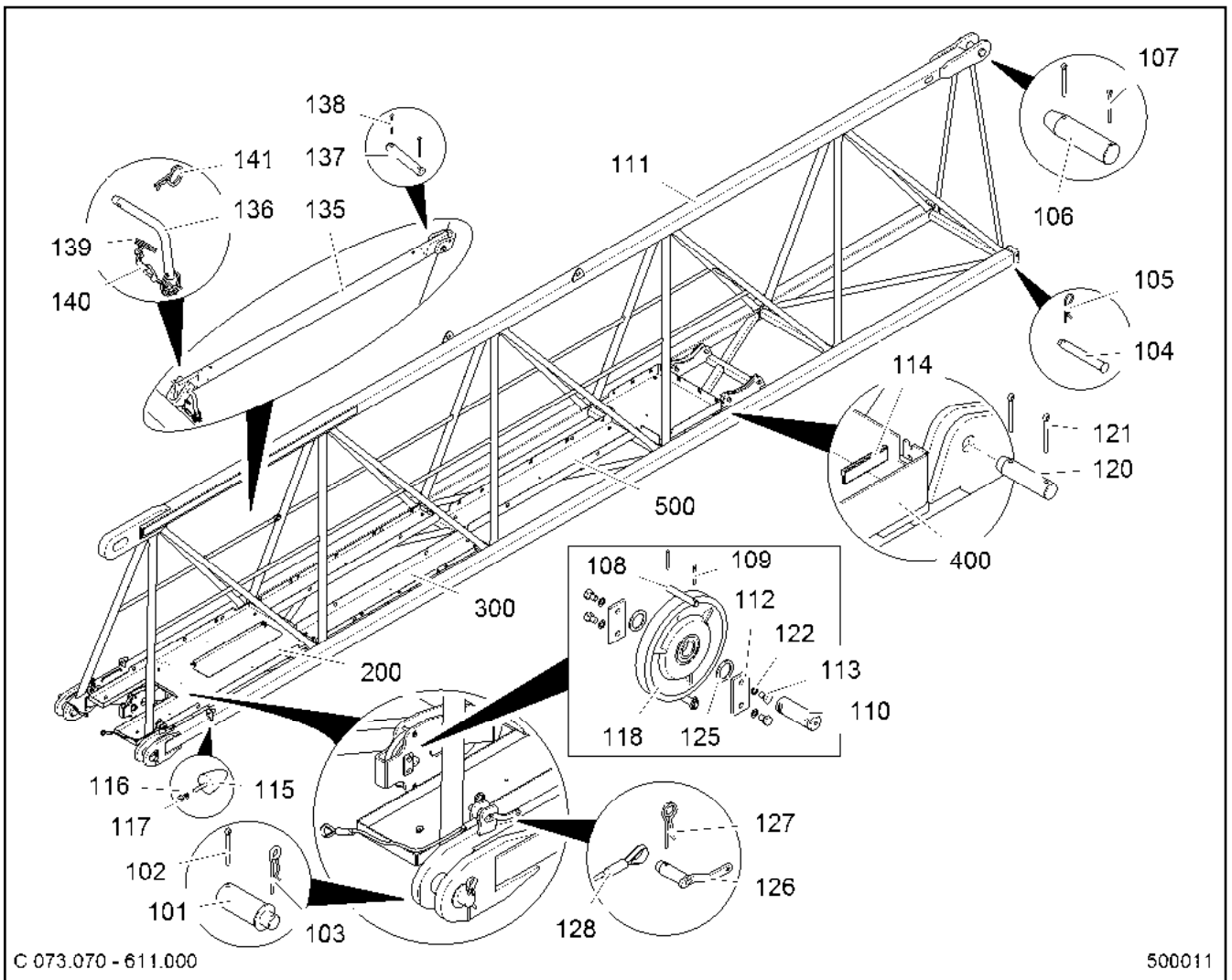
LE21035_150ecb8lit_etl_de

 63

LIEBHERR

AUSLEGERKOPFSTUECK
JIB HEAD SECTION

90 80 271 5



| Pos. | Artikel | Menge | Bezeichnung | Description | Serie | K |
|------|--------------|-------|---|----------------------|-------|---|
| 101 | 90 11 839 30 | 2 | BOLZEN 80X226X178 C065.070-611.101 | PIN | | |
| 102 | 43 30 110 01 | 2 | SPLINT ISO 1234 13X112 ST A3C A3C | SPLIT PIN | | |
| 103 | 43 31 027 01 | 2 | FEDERSTECKER LN 262 8X150 VERZ | SPRING PLUG | | |
| 104 | 90 11 733 30 | 2 | BOLZEN 20X150X130 C065.070-611.121 | PIN | | |
| 105 | 43 31 008 01 | 2 | FEDERSTECKER LN 262 4X60 VERZ | SPRING PLUG | | |
| 106 | 90 80 318 9 | 1 | BOLZEN LN 17 75X295X215 F200 42CRM04+ | PIN | | |
| 107 | 43 30 106 01 | 2 | SPLINT ISO 1234 10X100 ST A3C A3C | SPLIT PIN | | |
| 108 | 97 22 215 01 | 2 | BOLZEN LN 16 F200 12X80X70 S355J2C+C | PIN | | |
| 109 | 43 30 052 01 | 4 | SPLINT ISO 1234 4X32 ST A3C A3C | SPLIT PIN | | |
| 110 | 99 93 047 01 | 1 | ACHSE LN 46-3 30X90X60 F200 S355J2G3-3. | AXLE | | |
| 111 | 90 80 276 2 | 1 | AUSLEGERANLENKSTUECK C073.070-611. | JIB PIVOTING SECTION | | |
| 112 | 99 70 402 01 | 2 | ACHSHALTER LN 4/2 6X40X80 A S235JR+AR | AXLE HOLDER | | |
| 113 | 49 00 090 | 4 | SECHSKANTSCHRAUBE ISO 4017 M10X16 | HEX SCREW | | |
| 114 | 22 60 178 02 | 2m | KANTENSCHUTZPROFIL 0 6-8/15X13 SCHW | SECTION | | |
| 115 | 72 66 162 01 | 2 | ANSCHLAGPUFFER DIN 95364 d=50X67-M8 | LIMIT STOP BUFFER | | |
| 116 | 42 00 012 01 | 2 | SCHEIBE ISO 7089 8 200HV A3C A3C | WASHER | | |
| 117 | 41 15 046 01 | 2 | SECHSKANTMUTTER ISO 4032 M8 10 A2C | HEX NUT | | |
| 118 | 93 88 091 01 | 1 | SEILROLLE SER42.18GW30-00 180X4,5X30 ⇒ □ 141 | ROPE PULLEY | | |
| 120 | 99 75 250 01 | 4 | BOLZEN LN 17 F200 30X120X85 S355J2C+C | PIN | | |
| 121 | 43 30 088 01 | 8 | SPLINT ISO 1234 8X50 ST A3C A3C | SPLIT PIN | | |
| 122 | 42 39 110 01 | 4 | SICHERUNGSSCHEIBE VS 10 ZN5/CN/T2 V | LOCK WASHER | | |
| 125 | 10 17 363 2 | 2 | STUETZSCHEIBE DIN 988 30X42X2,5 ST GE | SUPPORTING WASHER | | |
| 126 | 95 71 573 01 | 2 | BOLZEN 30X90X65 C041.001-541.132 | PIN | | |
| 127 | 43 31 006 01 | 2 | FEDERSTECKER LN 262 6,3X97 A3C | SPRING PLUG | | |
| 128 | 77 55 795 01 | 2 | MONTAGESEIL 86kN 10mmX0,75m sZ VERZ | MOUNTING ROPE | | |

26.5.2015
500011

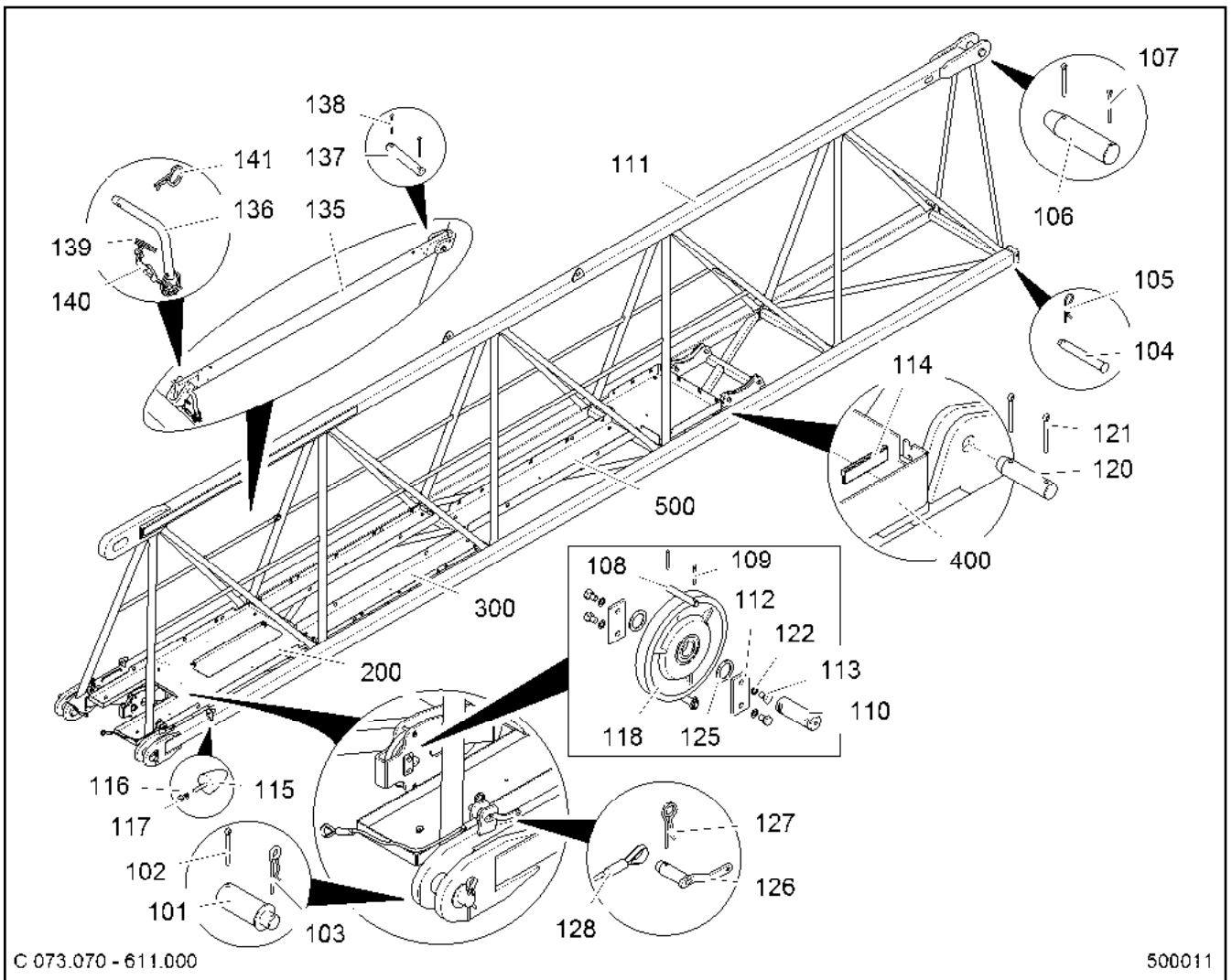
LIEBHERR

LE21035_150ecb8lit_etl_de

AUSLEGERANLENKSTUECK
JIB PIVOTING SECTION

□ 64 (1/2)

90 80 276 1



C 073.070 - 611.000

500011

| Pos. | Artikel | Menge | Bezeichnung | Description | Serie | K |
|------|--------------|--------|--------------------------------------|--------------------|-------|---|
| 135 | 90 80 394 0 | 1 | HANDLAUF C073.070-611.135 | HANDRAIL | | |
| 136 | 90 80 394 1 | 1 | BOLZEN C073.070-611.136 | PIN | | |
| 137 | 97 22 148 01 | 1 | BOLZEN LN 16 F200 10X55X45 S355J2C+C | PIN | | |
| 138 | 43 30 034 01 | 2 | SPLINT ISO 1234 3,2X20 ST A3C | SPLIT PIN | | |
| 139 | 77 90 007 01 | 2 | SCHLUESSELRING 26X30,5X2,0 | KEY RING | | |
| 140 | 74 00 020 01 | 0.175m | KNOTENKETTE DIN 5686 2,5X35 | KNOTTED-LINK CHAIN | | |
| 141 | 43 31 017 01 | 1 | FEDERSTECKER LN 262 2,5X42 VERZ | SPRING PLUG | | |
| 200 | 90 80 285 6 | 1 | PLATTFORM C073.070-611.200 ⇒ □ 70 | PLATFORM | | |
| 300 | 90 80 282 4 | 2 | STEG C073.070-611.300 ⇒ □ 66 | WEB | | |
| 400 | 90 80 282 6 | 1 | PLATTFORM C073.070-611.400 ⇒ □ 67 | PLATFORM | | |
| 500 | 90 80 317 1 | 1 | STEG C073.070-611.500 ⇒ □ 97 | WEB | | |

26.5.2015
500011

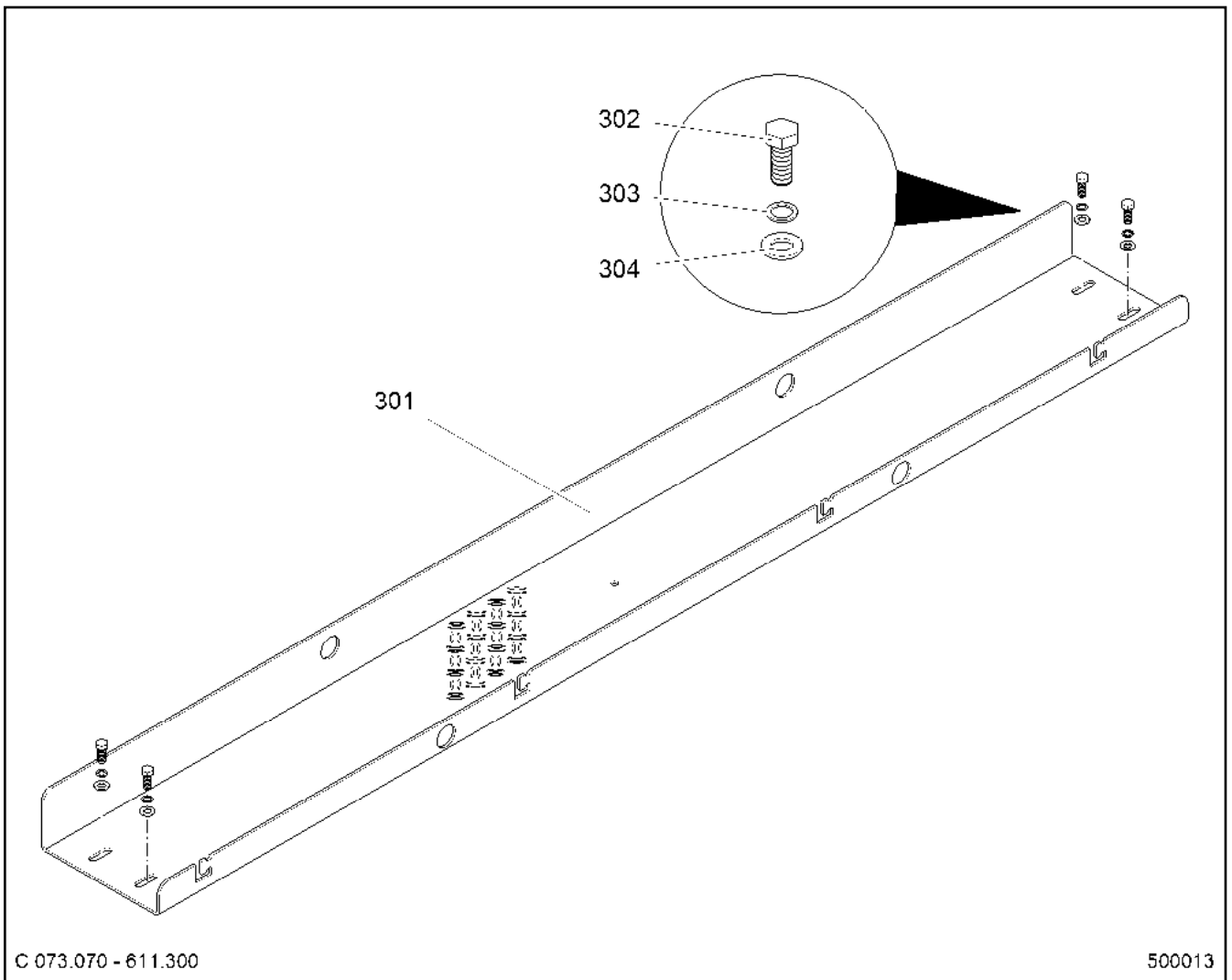
LIEBHERR

LE21035_150ecb8lit_etl_de

AUSLEGERANLENKSTUECK
JIB PIVOTING SECTION

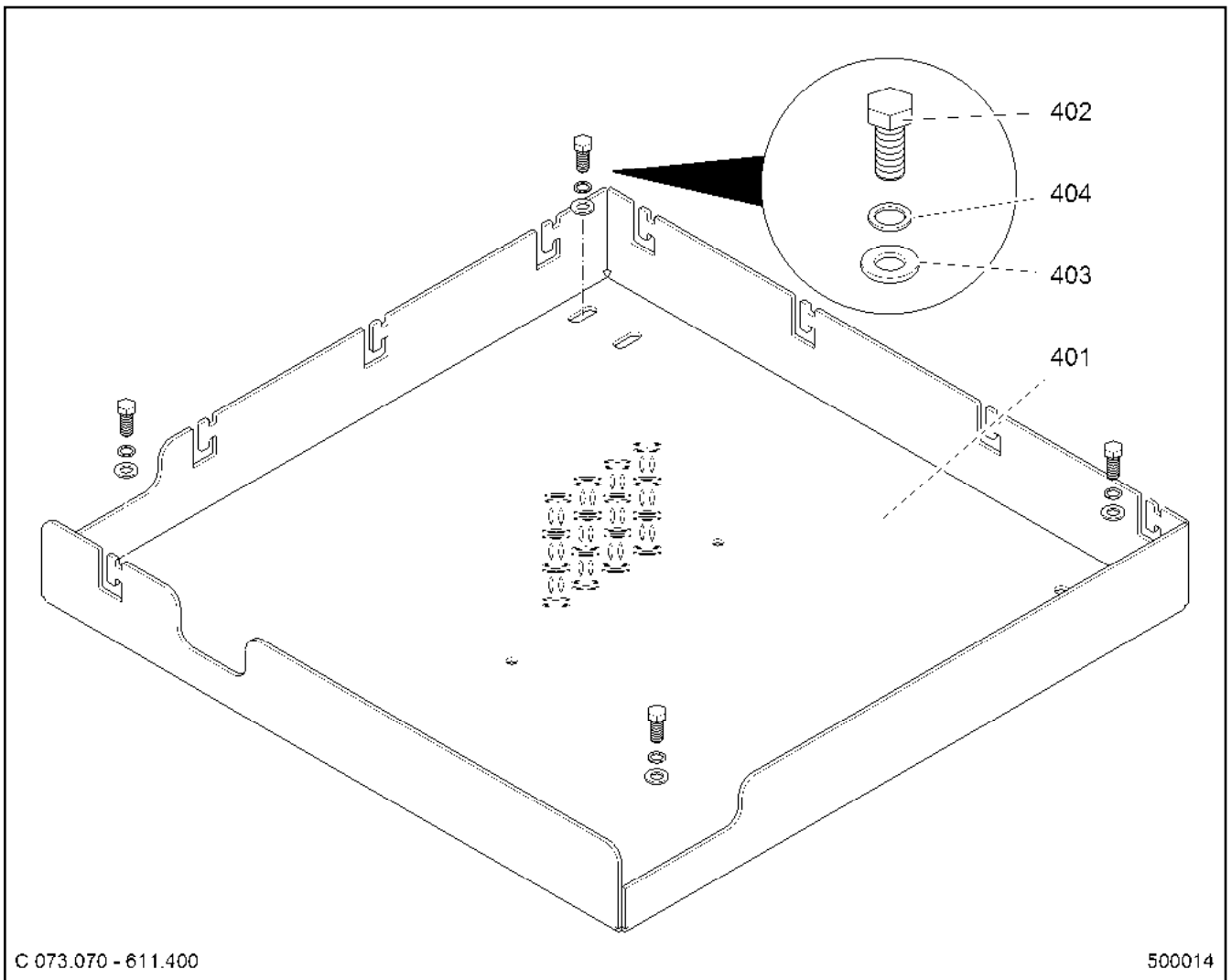
□ 65 (2/2)

90 80 276 1



| Pos. | Artikel | Menge | Bezeichnung | Description | Serie | K |
|------|--------------|-------|-------------------------------------|-------------|-------|---|
| 301 | 90 80 282 5 | 1 | BLECH C073.070-611.301 | PLATE | | |
| 302 | 49 00 161 | 4 | SECHSKANTSCHRAUBE ISO 4017 M12X30 | HEX SCREW | | |
| 303 | 42 39 112 01 | 4 | SICHERUNGSSCHEIBE 13/18X2,1 VS ZN5/ | LOCK WASHER | | |
| 304 | 42 00 016 01 | 4 | SCHEIBE ISO 7089 12 200HV A3C A3C | WASHER | | |

| | | |
|--|--|--|
| 26.5.2015 500013 LIEBHERR | LE21035_150ecb8lit_etl_de STEG WEB | <input type="checkbox"/> 66 90 80 282 4 |
|--|--|--|



C 073.070 - 611.400

500014

| Pos. | Artikel | Menge | Bezeichnung | Description | Serie | K |
|------|--------------|-------|-------------------------------------|-------------|-------|---|
| 401 | 90 80 282 7 | 1 | BLECH C073.070-611.401 | PLATE | | |
| 402 | 49 00 161 | 4 | SECHSKANTSCHRAUBE ISO 4017 M12X30 | HEX SCREW | | |
| 403 | 42 39 112 01 | 4 | SICHERUNGSSCHEIBE 13/18X2,1 VS ZN5/ | LOCK WASHER | | |
| 404 | 42 00 016 01 | 4 | SCHEIBE ISO 7089 12 200HV A3C A3C | WASHER | | |

26.5.2015
500014

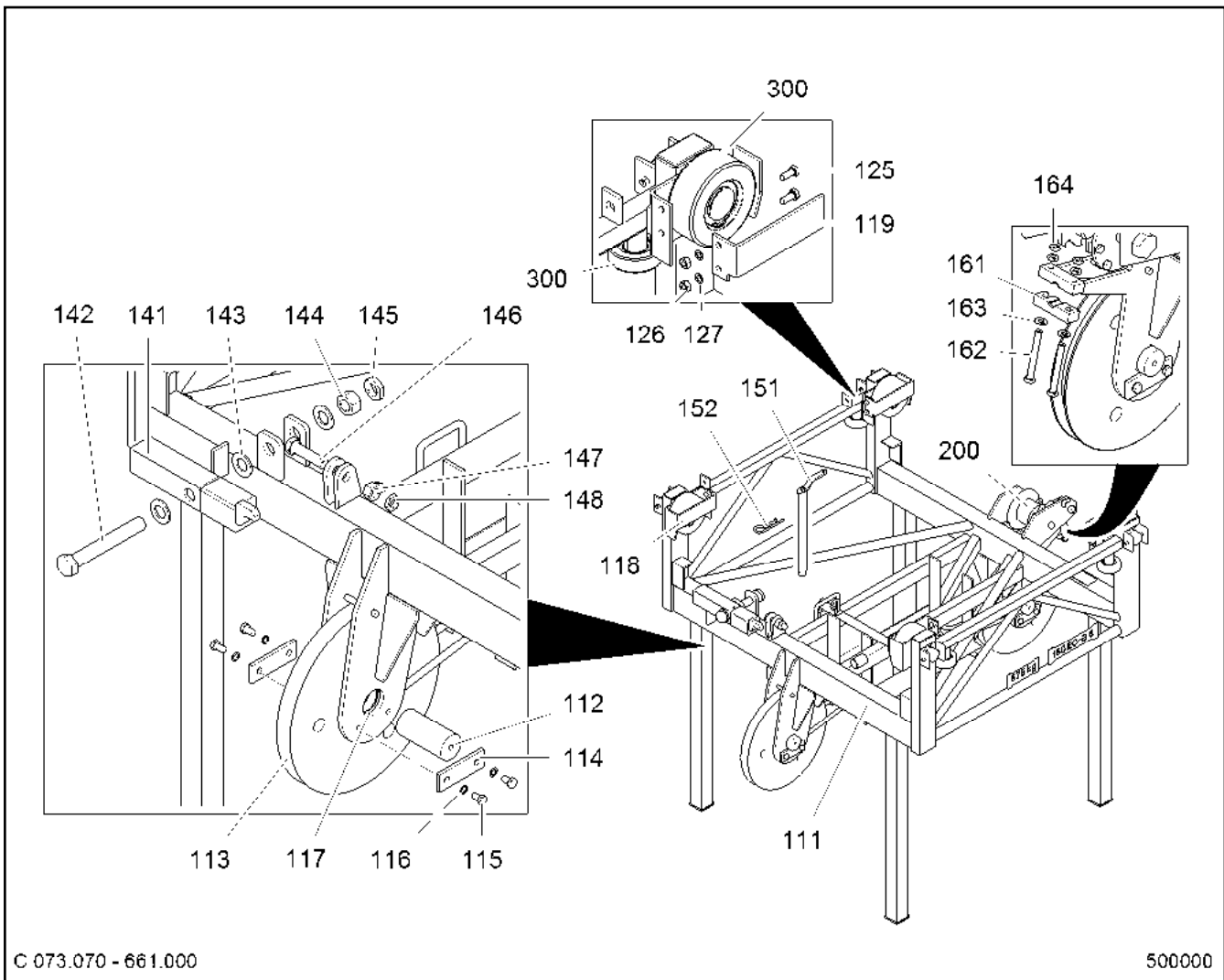
LE21035_150ecb8lit_etl_de

67

LIEBHERR

PLATTFORM
PLATTFORM

90 80 282 6



C 073.070 - 661.000

500000

| Pos. | Artikel | Menge | Bezeichnung | Description | Serie | K |
|------|--------------|-------|--|---------------|-------|---|
| 111 | 90 80 284 3 | 1 | LAUFKATZE C073.070-661.111 | TROLLEY | | |
| 112 | 93 26 734 01 | 2 | ACHSE LN 46-3 55X120X82 F200 S355J2G3- | AXLE | | |
| 113 | 97 02 890 01 | 2 | SEILROLLE SER09.35EV55-00 | ROPE PULLEY | | |
| | | | ⇒ 153 | | | |
| 114 | 99 70 403 01 | 4 | ACHSHALTER LN 4/3 8X40X120 A S235JR+ | AXLE HOLDER | | |
| 115 | 49 00 120 | 8 | SECHSKANTSCHRAUBE ISO 4017 M12X20 | HEX SCREW | | |
| 116 | 42 39 112 01 | 8 | SICHERUNGSSCHEIBE 13/18X2,1 VS ZN5/ | LOCK WASHER | | |
| 117 | 90 07 448 30 | 4 | DISTANZROHR C157.070-541.614 55,3 | DISTANCE TUBE | | |
| 118 | 90 80 031 0 | 2 | SCHUTZ 6X75X241 C065.070-661.118 | PROTECTION | | |
| 119 | 90 80 031 3 | 2 | SCHUTZ 6X75X241 C065.070-661.119 | PROTECTION | | |
| 125 | 40 65 164 | 8 | SECHSKANTSCHRAUBE ISO 4017 M10X25 | HEX SCREW | | |
| 126 | 41 15 047 01 | 8 | SECHSKANTMUTTER ISO 4032 M10 10 A3C | HEX NUT | | |
| 127 | 42 39 110 01 | 8 | SICHERUNGSSCHEIBE VS 10 ZN5/CN/T2 V | LOCK WASHER | | |
| 141 | 90 80 301 7 | 1 | HEBEL C073.070-661.141 | LEVER | | |
| 142 | 40 62 112 01 | 1 | SECHSKANTSCHRAUBE ISO 4014 M27X190 | HEX SCREW | | |
| 143 | 42 00 026 01 | 3 | SCHEIBE ISO 7089 27 200HV A3C A3C | WASHER | | |
| 144 | 41 15 056 01 | 1 | SECHSKANTMUTTER ISO 4032 M27 10 A3C | HEX NUT | | |
| 145 | 41 17 014 01 | 1 | SECHSKANTMUTTER DIN 936 M27 17H A3C | HEX NUT | | |
| 146 | 40 62 058 01 | 1 | SECHSKANTSCHRAUBE ISO 4014 M20X80 | HEX SCREW | | |
| 147 | 41 15 052 01 | 1 | SECHSKANTMUTTER ISO 4032 M20 10 A3C | HEX NUT | | |
| 148 | 41 17 008 01 | 1 | SECHSKANTMUTTER DIN 936 M20 6 A3C V | HEX NUT | | |
| 151 | 95 71 698 01 | 1 | GRIFFBOLZEN 30X370X80 C041.001-661.13 | GRIP BOLT | | |
| 152 | 43 31 013 01 | 1 | FEDERSTECKER LN 262 7X105 VERZ | SPRING PLUG | | |
| 161 | 90 07 546 30 | 1 | SPANNBACKE 20X30X92 C157.070-661.161 | CLAMPING JAW | | |
| 162 | 40 65 143 01 | 2 | SECHSKANTSCHRAUBE ISO 4017 M12X100 | HEX SCREW | | |
| 163 | 42 00 016 01 | 2 | SCHEIBE ISO 7089 12 200HV A3C A3C | WASHER | | |

26.5.2015
500000

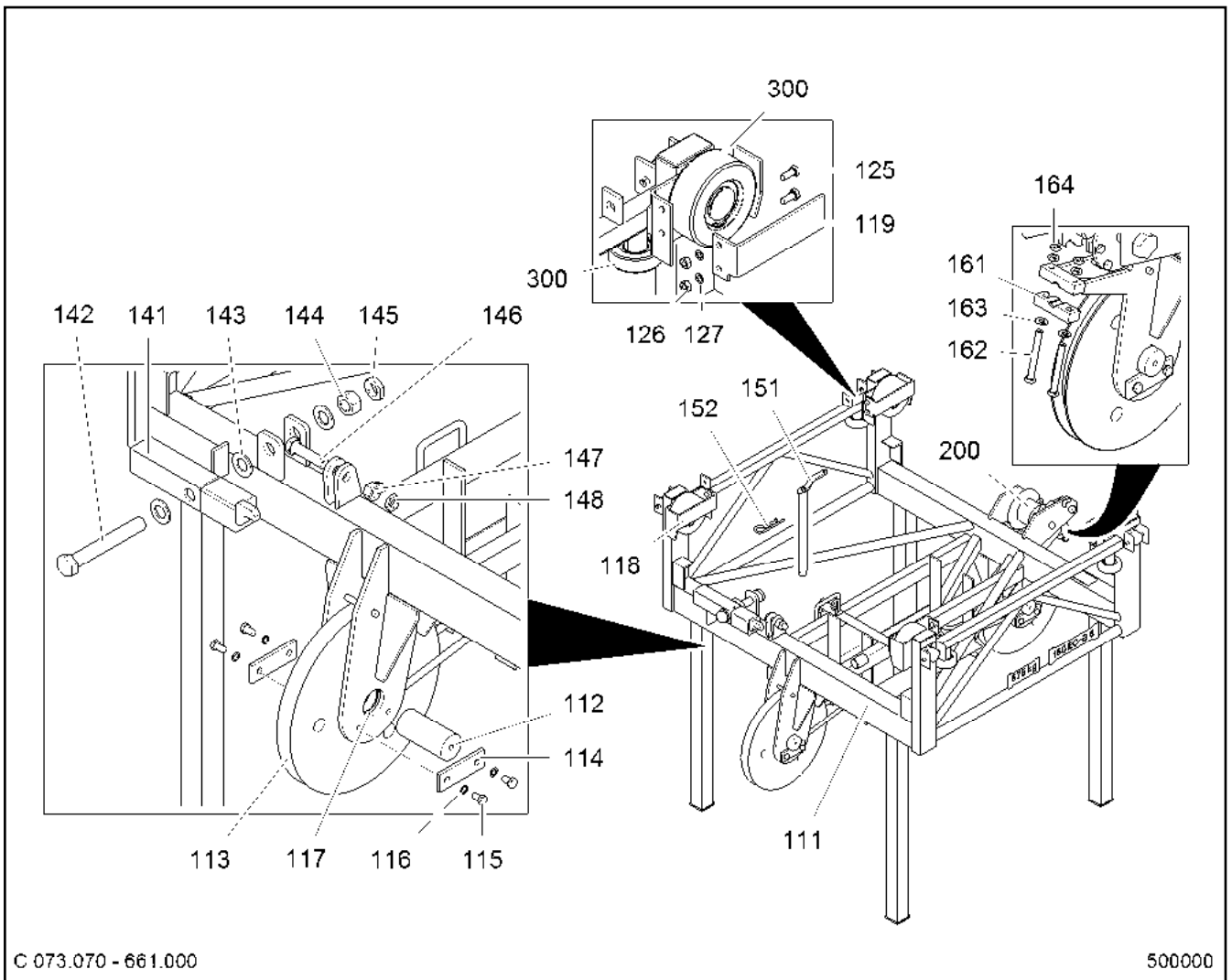
LE21035_150ecb8lit_etl_de

68 (1/2)

LIEBHERR



LAUFKATZE
TROLLEY

90 80 284 2



C 073.070 - 661.000

500000


| Pos. | Artikel | Menge | Bezeichnung | Description | Serie | K |
|------|--------------|-------|--|------------------|-------|---|
| 164 | 41 17 004 01 | 4 | SECHSKANTMUTTER DIN 936 M 12 6 A3C V | HEX NUT | | |
| 200 | 95 71 756 01 | 1 | SPANNVORRICHTUNG C041.001-661.500 ⇒  143 | FASTENING DEVICE | | |
| 300 | 90 80 031 5 | 4 | ROLLE C065.070-661.300 ⇒  47 | ROLLER | | |

26.5.2015
500000

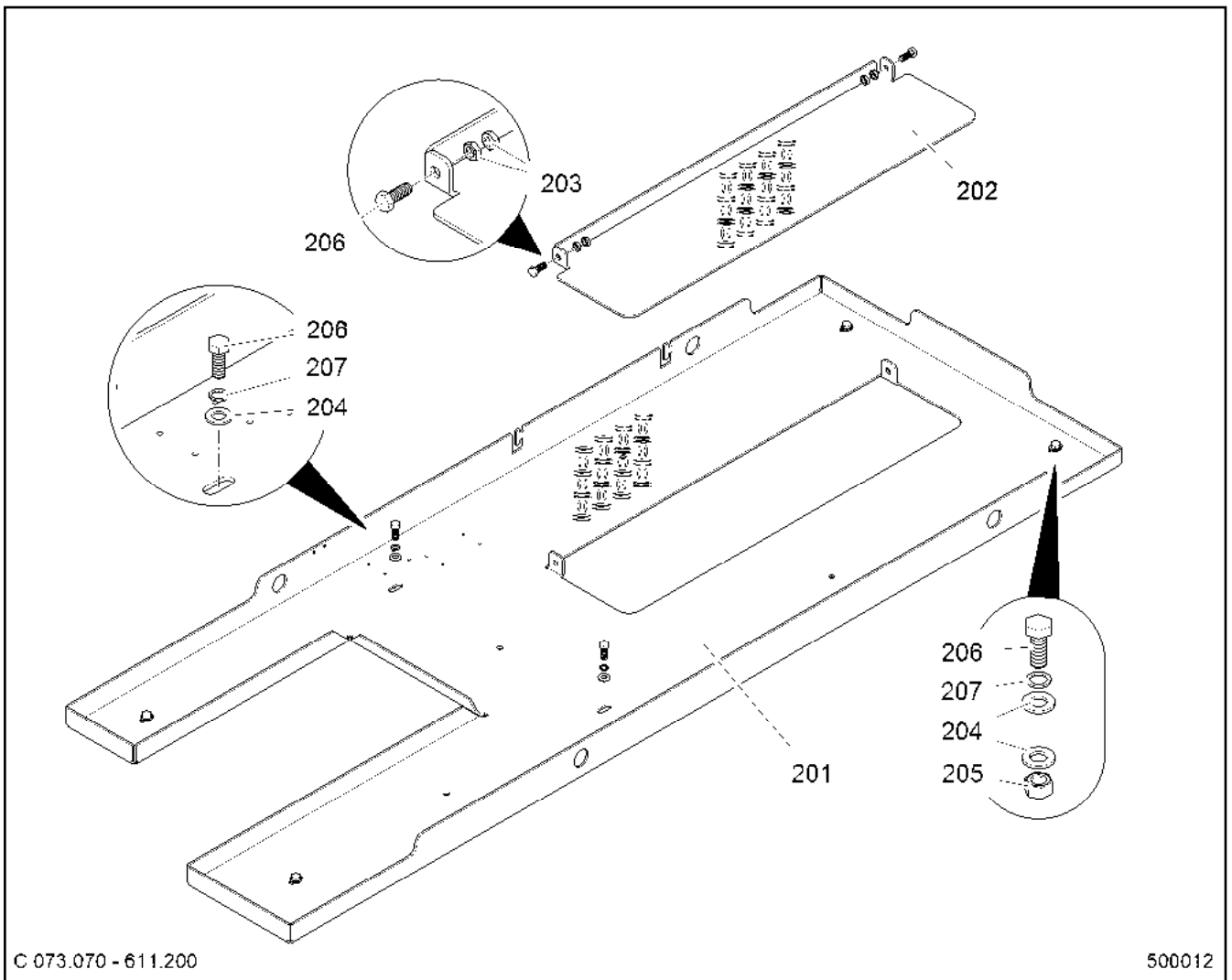
LIEBHERR

LE21035_150ecb8lit_etl_de

LAUFKATZE
TROLLEY

 69 (2/2)

90 80 284 2



C 073.070 - 611.200

500012

| Pos. | Artikel | Menge | Bezeichnung | Description | Serie | K |
|------|--------------|-------|-------------------------------------|-------------|-------|---|
| 201 | 90 80 285 7 | 1 | PLATTFORM C073.070-611.201 | PLATFORM | | |
| 202 | 90 80 305 3 | 1 | KLAPPE 5X286X1008 C073.070-611.202 | FLAP | | |
| 203 | 41 17 004 08 | 4 | SECHSKANTMUTTER ISO 4035 M12 04 A3C | HEX NUT | | |
| 204 | 42 00 016 01 | 10 | SCHEIBE ISO 7089 12 200HV A3C A3C | WASHER | | |
| 205 | 49 00 546 | 4 | SECHSKANTMUTTER ISO 4032 M12 10 A3C | HEX NUT | | |
| 206 | 49 00 161 | 8 | SECHSKANTSCHRAUBE ISO 4017 M12X30 | HEX SCREW | | |
| 207 | 42 39 112 01 | 6 | SICHERUNGSSCHEIBE 13/18X2,1 VS ZN5/ | LOCK WASHER | | |

26.5.2015
500012

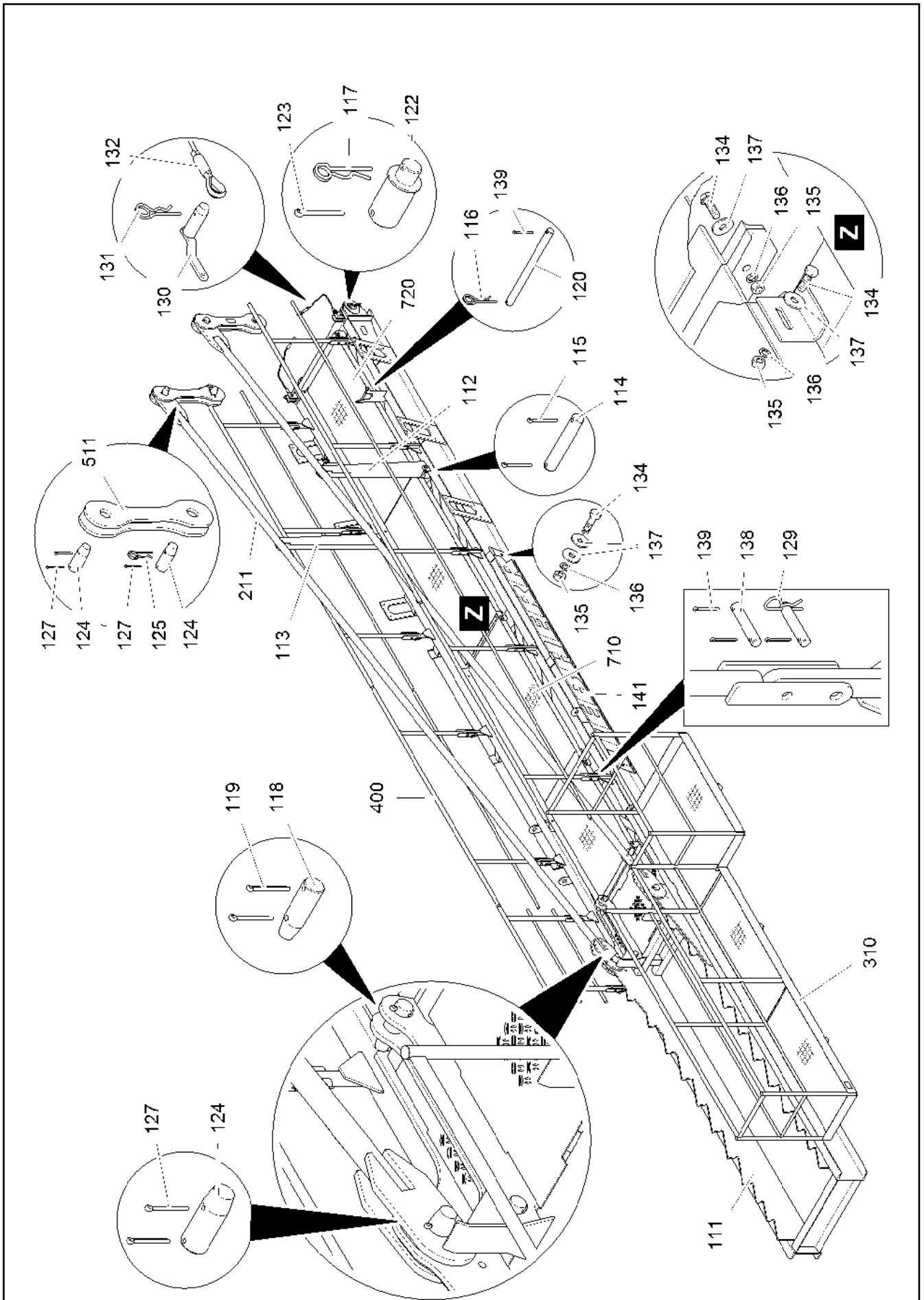
LIEBHERR

LE21035_150ecb8lit_etl_de

PLATTFORM
PLATTFORM

70

90 80 285 6



C 073.070 - 711.0 00

500030

26.5.2015
500030

LE21035_150ecb8lit_etl_de

71 (1/2)

LIEBHERR


GEGENAUSLEGER
COUNTER JIB

90 80 291 6

| Pos. | Artikel | Menge | Bezeichnung | Description | Serie | K |
|------|--------------|-------|--|-----------------------|-------|---|
| 111 | 90 80 291 7 | 1 | GEGENAUSLEGER SCHWK. C073.070-711. | COUNTER JIB ST.CONST. | | |
| 112 | 90 80 300 4 | 1 | LAGERUNG 6X346X1280 C073.070-711.112 | BEARING | | |
| 113 | 90 80 300 5 | 1 | LAGERUNG 6X346X1280 C073.070-711.113 | BEARING | | |
| 114 | 99 74 221 01 | 2 | BOLZEN LN 16 F200 25X140X125 S355J2C+ | PIN | | |
| 115 | 43 30 076 01 | 4 | SPLINT ISO 1234 6,3X40 ST A3C A3C | SPLIT PIN | | |
| 116 | 43 31 010 01 | 2 | FEDERSTECKER LN 262 3X62 VERZ | SPRING PLUG | | |
| 117 | 43 31 027 01 | 2 | FEDERSTECKER LN 262 8X150 VERZ | SPRING PLUG | | |
| 118 | 97 10 138 01 | 4 | BOLZEN LN 17 F200 50X160X95 S355J2C+C | PIN | | |
| 119 | 43 30 103 01 | 8 | SPLINT ISO 1234 10X80 ST A3C A3C | SPLIT PIN | | |
| 120 | 99 74 989 01 | 2 | BOLZEN LN 16 F200 15X205X195 S355J2C+ | PIN | | |
| 122 | 90 80 297 2 | 2 | BOLZEN C073.070-711.122 | PIN | | |
| 123 | 43 30 110 01 | 2 | SPLINT ISO 1234 13X112 ST A3C A3C | SPLIT PIN | | |
| 124 | 90 80 294 5 | 6 | BOLZEN LN 17- 65X170X105 F200 S355J2C | PIN | | |
| 125 | 43 31 024 01 | 2 | FEDERSTECKER A001.000-117.119 LN 262 7 | SPRING PLUG | | |
| 127 | 43 30 105 01 | 10 | SPLINT ISO 1234 10X90 ST A3C A3C | SPLIT PIN | | |
| 129 | 43 31 008 01 | 12 | FEDERSTECKER LN 262 4X60 VERZ | SPRING PLUG | | |
| 130 | 95 71 573 01 | 2 | BOLZEN 30X90X65 C041.001-541.132 | PIN | | |
| 131 | 43 31 006 01 | 2 | FEDERSTECKER LN 262 6,3X97 A3C | SPRING PLUG | | |
| 132 | 77 55 795 01 | 2 | MONTAGESEIL 86kN 10mmX0,75m sZ VERZ | MOUNTING ROPE | | |
| 134 | 49 00 128 | 14 | SECHSKANTSCHRAUBE ISO 4017 M8X25 8. | HEX SCREW | | |
| 135 | 41 15 046 01 | 14 | SECHSKANTMUTTER ISO 4032 M8 10 A2C | HEX NUT | | |
| 136 | 42 39 108 01 | 14 | SICHERUNGSSCHEIBE 8,4/13X1,7 VS 8 ZN5/ | LOCK WASHER | | |
| 137 | 42 18 009 01 | 16 | SCHEIBE ISO 7093-1 8 200HV ST VERZ VER | WASHER | | |
| 138 | 97 10 606 01 | 24 | BOLZEN LN 16 F200 16X80X65 S355J2C+C | PIN | | |
| 139 | 43 30 052 01 | 38 | SPLINT ISO 1234 4X32 ST A3C A3C | SPLIT PIN | | |
| 141 | 90 80 173 3 | 2 | SCHILD GEGENAUSLEGER C070.070-711.14 | COUNTERBOOM SIGN | | |
| 211 | 90 80 295 4 | 2 | GEGENAUSLEGERABSPANNUNG C073.070- | COUNTER-JIB TIE BARS | | |
| 310 | 90 80 299 0 | 1 | PLATTFORM C073.070-711.310 | PLATFORM | | |
| | | | ⇒  76 | | | |
| 400 | 90 80 293 5 | 1 | HANDLAEUFE KPL C073.070-711.400 | HANDRAILS CPL | | |
| | | | ⇒  73 | | | |
| 511 | 90 80 300 1 | 2 | ZUGSTAB C073.070-711.511 | TENSION ROD | | |
| 710 | 90 80 296 4 | 1 | STEG C073.070-711.710 | WEB | | |
| 720 | 90 11 067 30 | 1 | STEG C063.070-711.720 | WEB | | |

26.5.2015

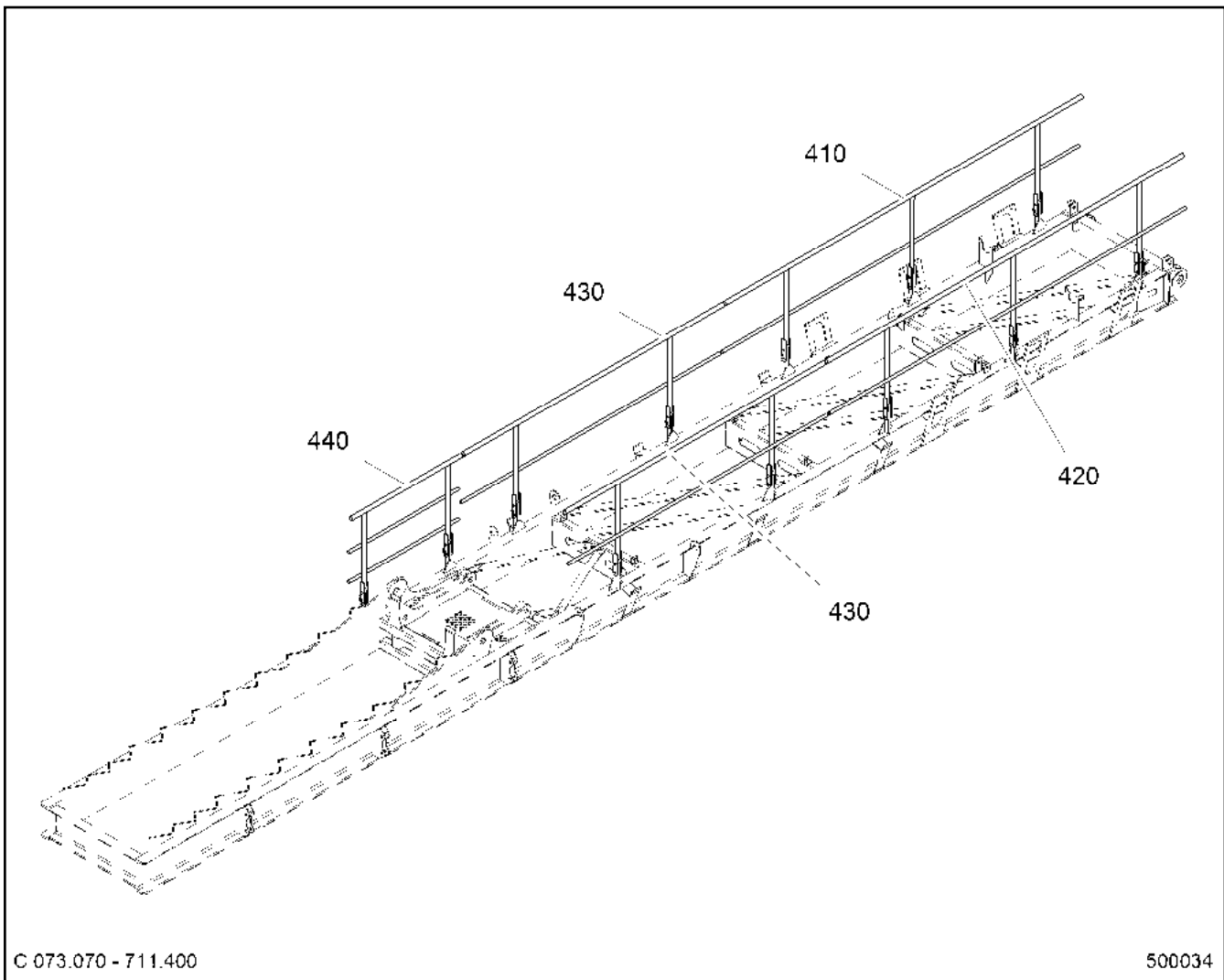
LE21035_150ecb8lit_etl_de

 72 (2/2)

LIEBHERR

GEGENAUSLEGER
COUNTER JIB

90 80 291 6



C 073.070 - 711.400

500034

| Pos. | Artikel | Menge | Bezeichnung | Description | Serie | K |
|------|--------------|-------|--------------------------------------|---------------|-------|---|
| 410 | 90 11 020 30 | 1 | GELAENDER C063.070-711.410 ⇒ □ 34 | GUARD RAILING | | |
| 420 | 90 11 022 30 | 1 | GELAENDER C063.070-711.420 ⇒ □ 35 | GUARD RAILING | | |
| 430 | 90 80 293 6 | 2 | GELAENDER C073.070-711.430 ⇒ □ 74 | GUARD RAILING | | |
| 440 | 90 80 294 0 | 1 | GELAENDER C073.070-711.440 ⇒ □ 75 | GUARD RAILING | | |

26.5.2015
500034

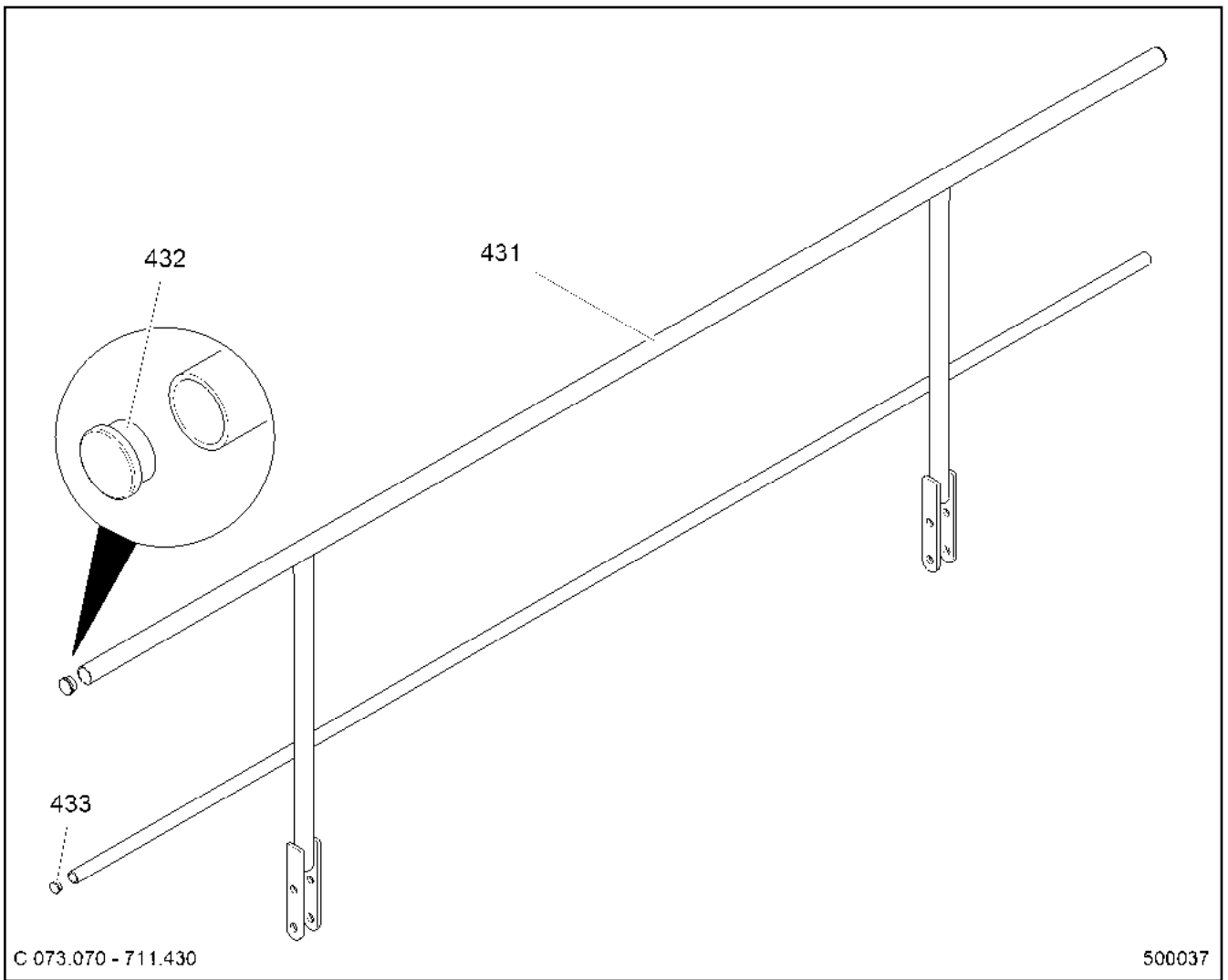
LIEBHERR

LE21035_150ecb8lit_etl_de

HANDLAEUFE KPL
HANDRAILS CPL

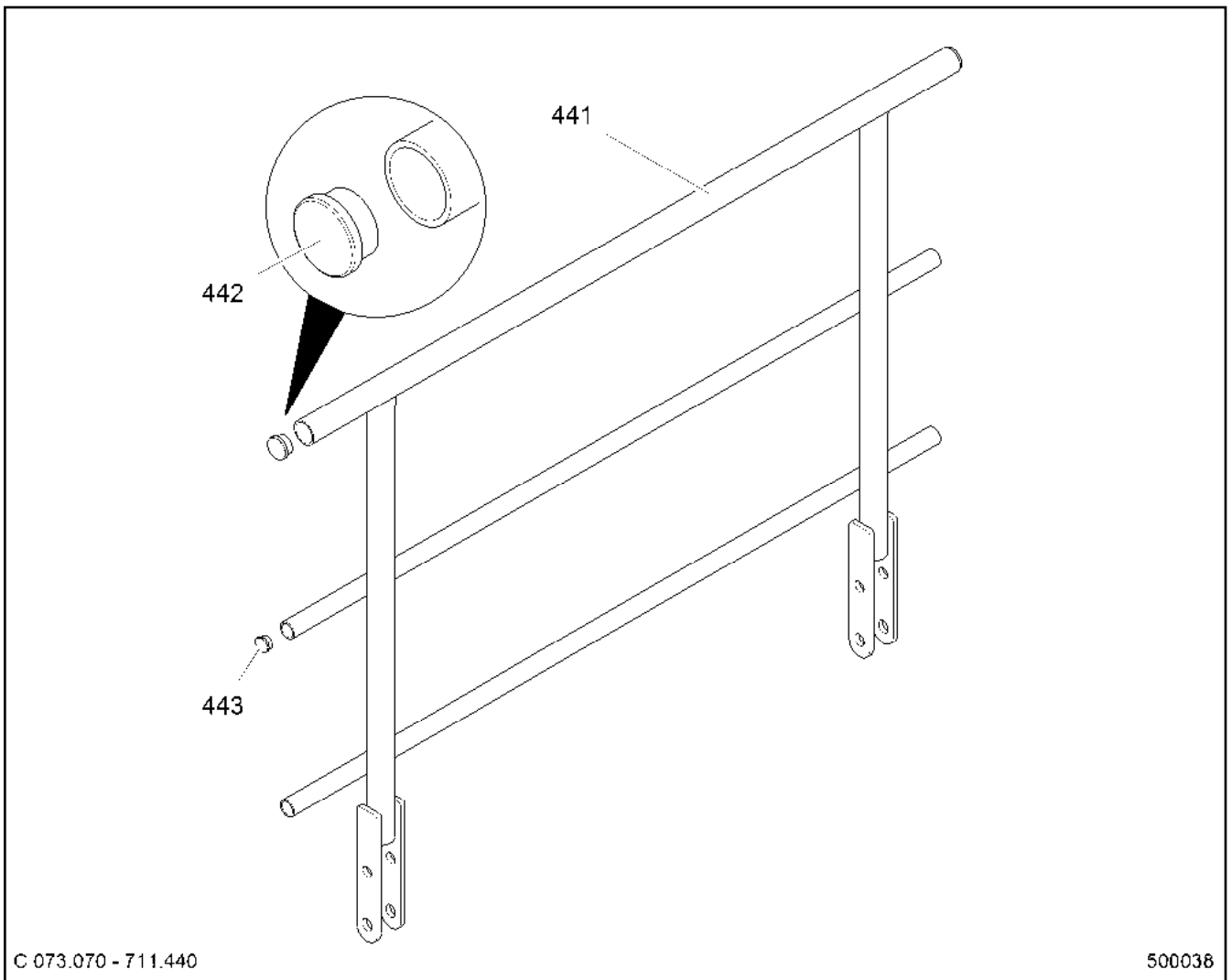
□ 73

90 80 293 5



| Pos. | Artikel | Menge | Bezeichnung | Description | Serie | K |
|------|--------------|-------|----------------------------|---------------|-------|---|
| 431 | 90 80 293 7 | 1 | GELAENDER C073.070-711.431 | GUARD RAILING | | |
| 432 | 77 90 199 01 | 2 | VERSCHLUSSSTOPFEN | BLANKING PLUG | | |
| 433 | 77 90 270 01 | 2 | VERSCHLUSSSTOPFEN | BLANKING PLUG | | |

| | | |
|---------------------|----------------------------|-------------|
| 26.5.2015 500037 | LE21035_150ecb8lit_etl_de | 74 |
| LIEBHERR | GELAENDER GUARD RAILING | 90 80 293 6 |



| Pos. | Artikel | Menge | Bezeichnung | Description | Serie | K |
|------|--------------|-------|----------------------------|---------------|-------|---|
| 441 | 90 80 294 1 | 1 | GELAENDER C073.070-711.441 | GUARD RAILING | | |
| 442 | 77 90 199 01 | 2 | VERSCHLUSSSTOPFEN | BLANKING PLUG | | |
| 443 | 77 90 270 01 | 4 | VERSCHLUSSSTOPFEN | BLANKING PLUG | | |

26.5.2015
500038

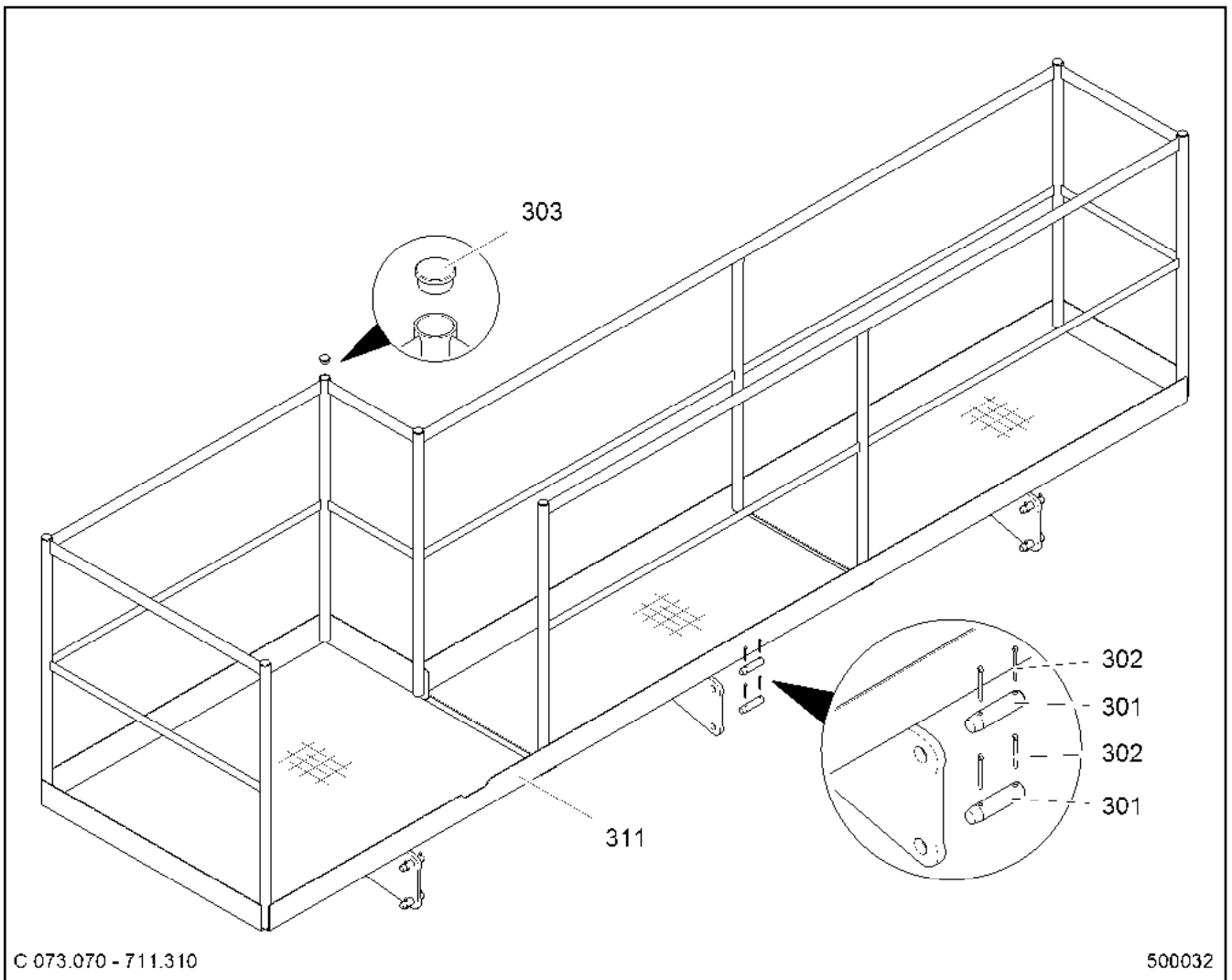
LIEBHERR

LE21035_150ecb8lit_etl_de

GELAENDER
GUARD RAILING

75

90 80 294 0



C 073.070 - 711.310

500032

| Pos. | Artikel | Menge | Bezeichnung | Description | Serie | K |
|------|--------------|-------|--------------------------------------|---------------|-------|---|
| 301 | 90 80 300 9 | 6 | BOLZEN LN 17- 25X100X70 F200 42CRMOS | PIN | | |
| 302 | 43 30 076 01 | 12 | SPLINT ISO 1234 6,3X40 ST A3C A3C | SPLIT PIN | | |
| 303 | 77 90 199 01 | 7 | VERSCHLUSSSTOPFEN | BLANKING PLUG | | |
| 311 | 90 80 298 9 | 1 | PLATTFORM C073.070-711.311 | PLATFORM | | |

26.5.2015
500032

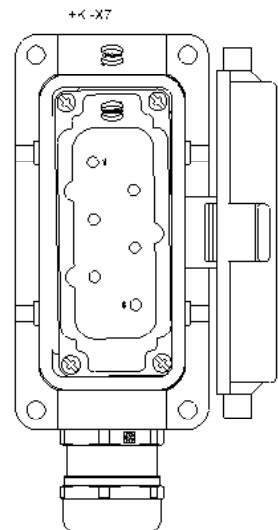
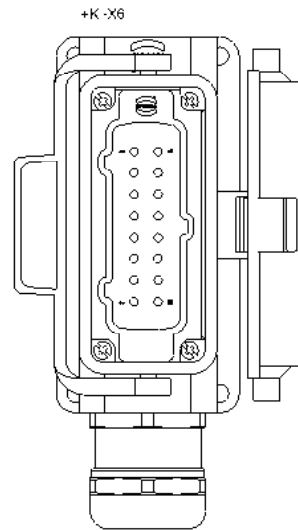
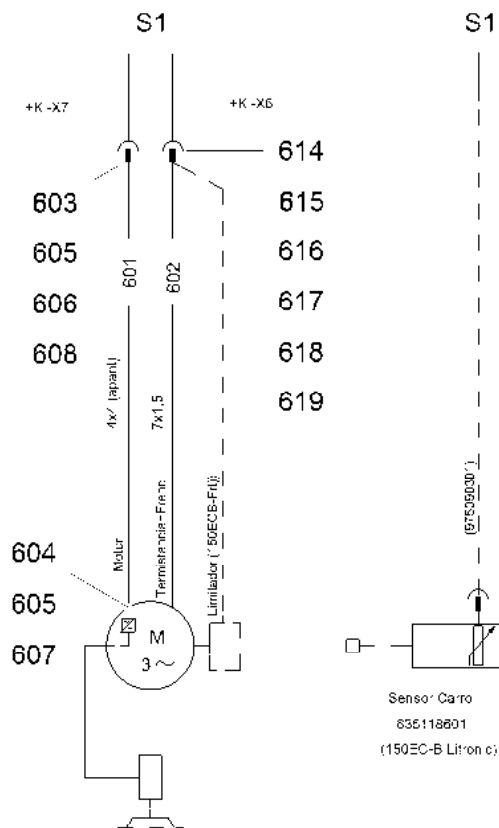
LIEBHERR

LE21035_150ecb8lit_etl_de

PLATTFORM
PLATTFORM

76

90 80 299 0



C 073.870 - 611.600

500392

| Pos. | Artikel | Menge | Bezeichnung | Description | Serie | K |
|------|--------------|-------|---------------------------------------|---------------------|-------|---|
| 603 | 10 03 222 8 | 1 | SOCKELGEMAEUSE HAN 16B NIEDER 56m | BS HOUSING | | |
| 605 | 10 04 515 7 | 2 | KABELVERSCHRAUBUNG M25X1,5/9-16,5 M | CABLE GLAND | | |
| 606 | 60 56 108 01 | 1 | STIFTEINSATZ HAN 16B HSB 6-POL+PE 35A | MALE INSERT | | |
| 607 | 40 42 003 | 1 | ZYLINDERSCHRAUBE ISO 4762 M6X25 8.8 | SOCKET HEAD SCREW | | |
| 608 | 60 26 204 01 | 1 | REDUZIERUNG M25 - M20 MESSING | REDUCER | | |
| 614 | 26 04 937 02 | 1 | REDUZIERUNG M32X1,5/M25X1,5 MESSING | REDUCER | | |
| 615 | 60 24 402 01 | 2 | KABELVERSCHRAUBUNG M20X1,5/7-13 MS | CABLE GLAND | | |
| 616 | 60 56 182 08 | 1 | SOCKELGEMAEUSE HAN 16B HOCH 81mm | BS HOUSING | | |
| 617 | 63 70 052 01 | 1 | STECKEREINSATZ HAN 16B E 16-POL+PE 1 | PLUG INSERT | | |
| 618 | 63 70 056 01 | 16 | KONTAKTSTIFT 2,5mm 1,5mm² 16A | CONTACT PIN | | |
| 619 | 60 25 154 01 | 1 | BLINDSTOPFEN M32X1,5 POLYSTYROL | STOPPER PLUG | | |
| 620 | 46 35 142 | 8 | ZYLINDERSCHRAUBE ISO 4762 M5X20 8.8 | SOCKET HEAD SCREW | | |
| 621 | 42 39 105 01 | 8 | SICHERUNGSSCHEIBE VS 5 ZN5/CN/T2 ZN | LOCK WASHER | | |
| 623 | 42 00 008 01 | 8 | SCHEIBE ISO 7089 5 200HV A3C A3C | WASHER | | |
| 630 | 60 20 078 08 | 2 | KLEMMHAELFTE DIN 3015-1 L 0 G 10 PP S | CLAMP-HALF | | |
| 650 | 90 80 299 5 | 1 | KABELBAUM AUSLEGER C073.870-611.650 | WIRING HARNESS BOOM | | |

⇒ 78

26.5.2015
500392

LIEBHERR

LE21035_150ecb8lit_etl_de

ELEKTROINSTALLATION
ELECTRIC INSTALLATION

77

90 80 299 4

OHNE BILD

WITHOUT ILLUSTRATION

SANS ILLUSTRATION

SIN ILUSTRACION

БЕЗ ИЗОБРАЖЕНИЯ

| Pos. | Artikel | Menge | Bezeichnung | Description | Serie | K |
|------|--------------|-------|--------------------------|----------------|-------|---|
| 601 | 10 17 613 9 | 8m | ELEKTROKABEL ABGESCHIRMT | ELECTRIC CABLE | | |
| 602 | 60 03 552 01 | 8.25m | ELEKTROKABEL | ELECTRIC CABLE | | |

26.5.2015
000001

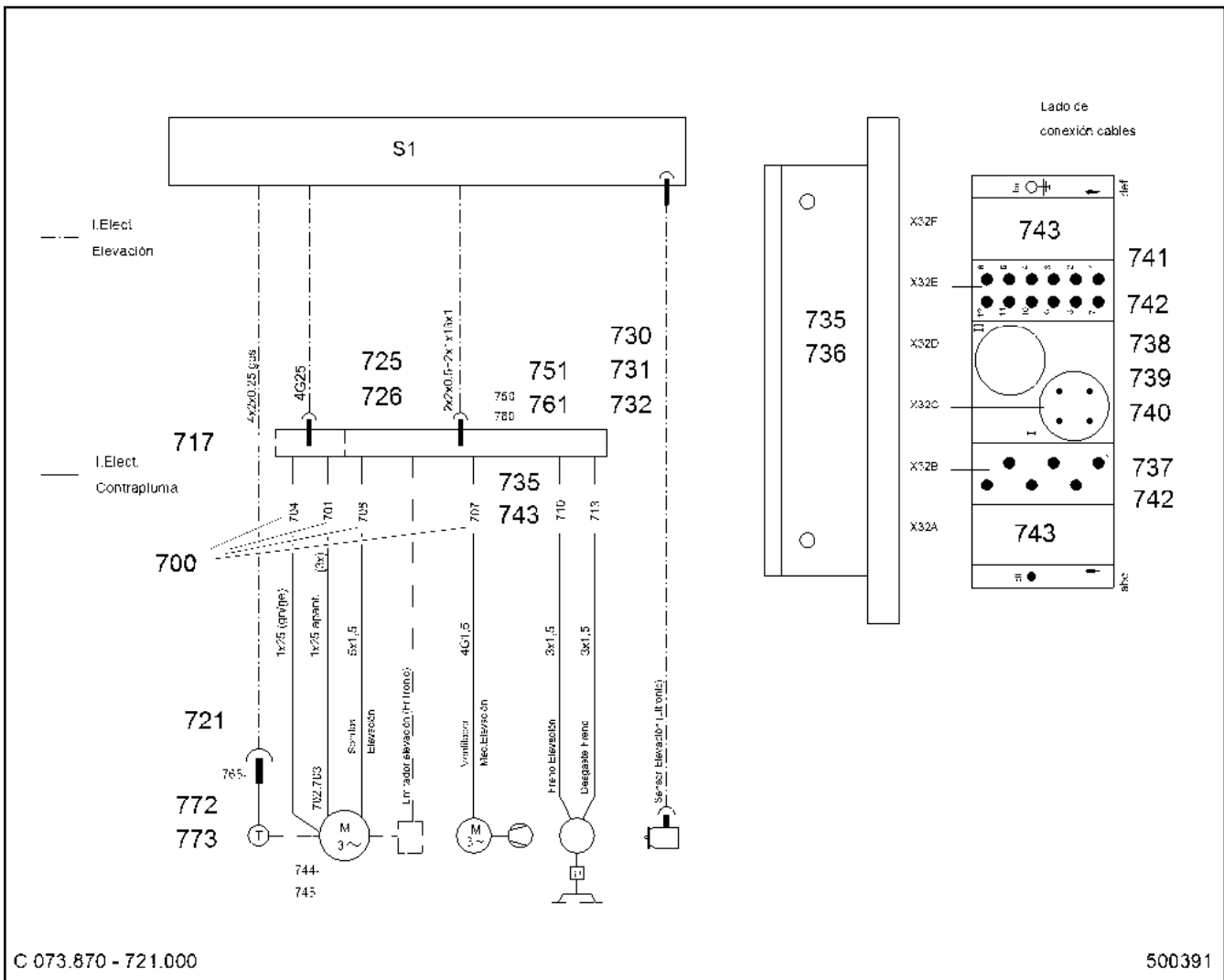
LIEBHERR

LE21035_150ecb8lit_etl_de

KABELBAUM AUSLEGER
WIRING HARNESS BOOM

78


90 80 299 5



| Pos. | Artikel | Menge | Bezeichnung | Description | Serie | K |
|------|--------------|-------|--|-------------------|-------|---|
| 700 | 90 80 299 7 | 1 | KABELSATZ C073.870-721.700 ⇒  81 | CABLE LOOM | | |
| 717 | 10 16 787 4 | 1 | STECKER 4-POL 150A 400V | PLUG | | |
| 721 | 90 80 414 0 | 1 | VERTEILER ELZ300VA000-000 ⇒  113 | DISTRIBUTOR | | |
| 725 | 60 24 401 01 | 2 | KABELVERSCHRAUBUNG M16X1,5/4,5-10 M | CABLE GLAND | | |
| 726 | 10 17 975 7 | 3 | BLINDSTOPFEN EN 60423 IP68/18 M16X1,5 | STOPPER PLUG | | |
| 730 | 96 91 364 01 | 1 | ZWISCHENSTUECK E00.0000X090/024 | INTERMEDIATE PART | | |
| 731 | 97 59 119 01 | 1 | DICHTUNG E00.0240X621/025 | SEAL | | |
| 732 | 10 09 759 2 | 4 | ZYLINDERSCHRAUBE ISO 4762 M8X220 8.8 | SOCKET HEAD SCREW | | |
| 735 | 60 56 004 01 | 1 | ANBAUGEHAEUSE HAN 24B NIEDER 28,9 | ADD-ON HOUSING | | |
| 736 | 10 21 942 2 | 1 | GELENKRAHMEN HAN 24B | HINGED FRAME | | |
| 737 | 26 04 078 02 | 1 | STIFTEINSATZ HAN E MODUL 6-POL 16A 5 | MALE INSERT | | |
| 738 | 10 16 787 1 | 1 | STIFTKONTAKT QUINTAX 4-POL 10A 50V | PIN CONTACT | | |
| 739 | 10 02 147 9 | 4 | STIFTKONTAKT 1,75mm 1,5mm² 10A | PIN CONTACT | | |
| 740 | 60 56 641 01 | 1 | STIFTEINSATZ HAN QUINTAX 4-POLX2+SM | MALE INSERT | | |
| 741 | 60 56 645 01 | 1 | STIFTEINSATZ HAN MODUL 12-POL 5A 50V | MALE INSERT | | |
| 742 | 60 56 102 08 | 4 | CRIMPKONTAKT 1,6mm 1,5mm² 10A | CRIMPING CONTACT | | |
| 743 | 10 16 794 4 | 2 | BLINDABDECKUNG HAN-MODULAR | BLANK COVER | | |
| 751 | 40 98 850 | 4 | ROHRVERSCHLUSS ROV 16S M24X1,5 X C | PIPE CLOSER | | |
| 761 | 62 01 581 | 1 | KABELSCHUH DIN 46237 3-2,5 VERZINNT | CABLE LUG | | |
| 767 | 40 00 996 | 4 | ZYLINDERSCHRAUBE ISO 4762 M4X10 8.8 | SOCKET HEAD SCREW | | |
| 771 | 42 39 106 01 | 4 | SICHERUNGSSCHEIBE 6,4/10X1,4 VS ZN5/ | LOCK WASHER | | |
| 772 | 40 42 002 | 4 | ZYLINDERSCHRAUBE ISO 4762 M6X20 8.8 | SOCKET HEAD SCREW | | |
| 773 | 11 60 040 5 | 1 | SCHUTZKAPPE | PROTECTING CAP | | |
| 774 | 40 42 062 | 8 | ZYLINDERSCHRAUBE ISO 4762 M 5X16 8.8 | SOCKET HEAD SCREW | | |

26.5.2015
500391

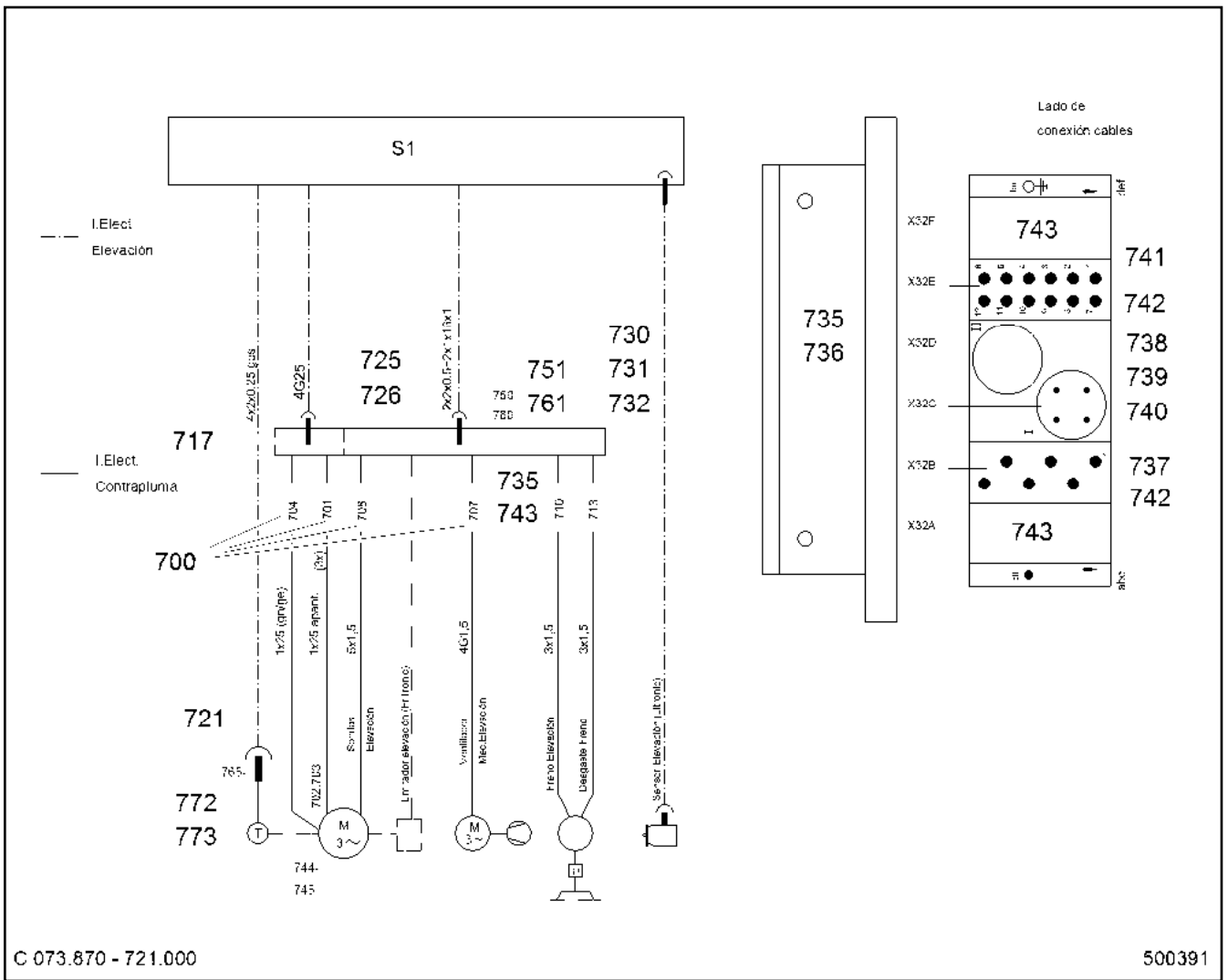
LE21035_150ecb8lit_etl_de

 79 (1/2)

LIEBHERR

ELEKTROINSTALLATION
ELECTRIC INSTALLATION

90 80 299 6




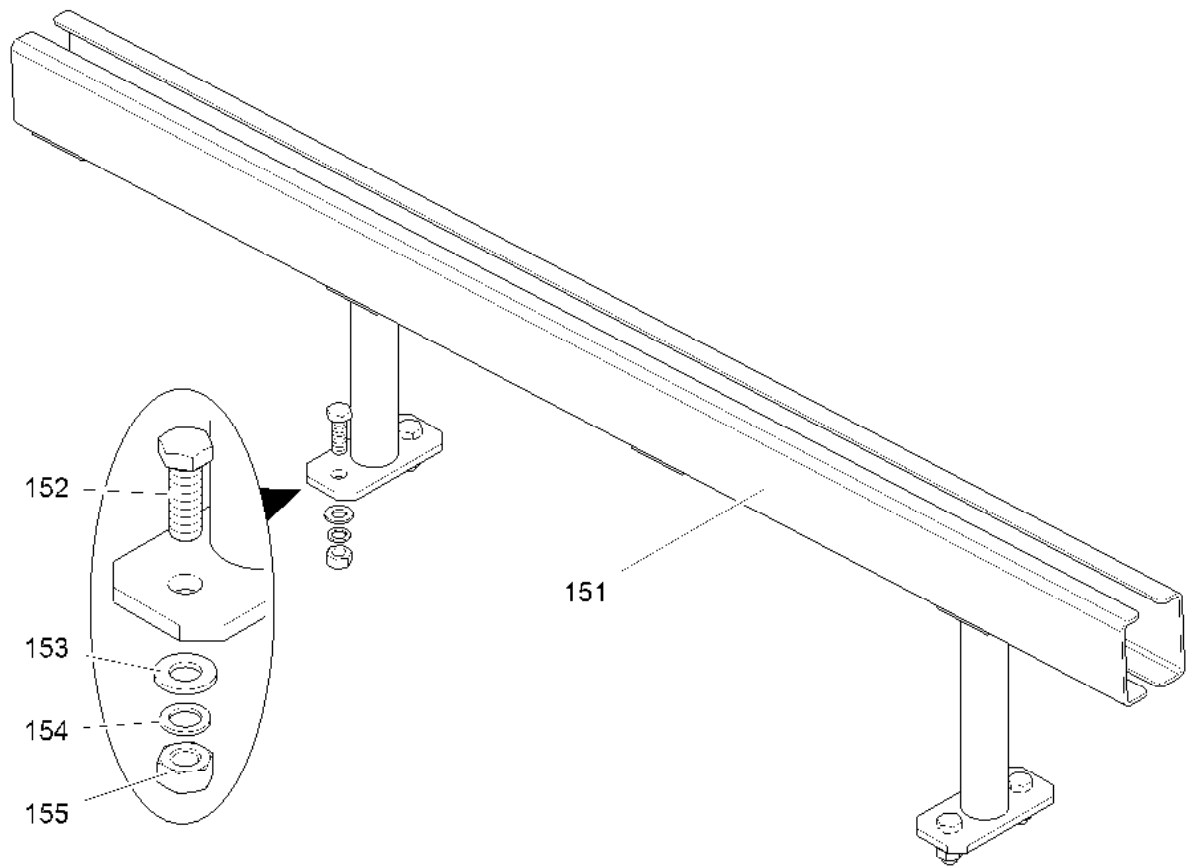
| Pos. | Artikel | Menge | Bezeichnung | Description | Serie | K |
|------|-------------|-------|-----------------------------------|---------------|-------|---|
| 780 | 10 02 473 7 | 1m | MOOSGUMMI 3X30X10000 GESCHLOSSENZ | SPONGE RUBBER | | |

| | | |
|--|---|-------------------------|
| 26.5.2015 500391 LIEBHERR | LE21035_150ecb8lit_etl_de ELEKTROINSTALLATION ELECTRIC INSTALLATION | 80 (2/2) 90 80 299 6 |
|--|---|-------------------------|

OHNE BILD
 WITHOUT ILLUSTRATION
 SANS ILLUSTRATION
 SIN ILUSTRACION
 БЕЗ ИЗОБРАЖЕНИЯ

| Pos. | Artikel | Menge | Bezeichnung | Description | Serie | K |
|------|--------------|-------|---|-------------------|-------|---|
| 701 | 60 01 543 01 | 1.5m | ELEKTROKABEL FD800P 25mm ² BK | ELECTRIC CABLE | | |
| 704 | 60 01 540 01 | 0.5m | ELEKTROKABEL FD800P 25mm ² GELB-GR | ELECTRIC CABLE | | |
| 707 | 60 03 522 01 | 1.5m | ELEKTROKABEL | ELECTRIC CABLE | | |
| 708 | 60 03 043 05 | 0.7m | ELEKTROKABEL PVC | ELECTRIC CABLE | | |
| 710 | 60 03 083 05 | 0.7m | ELEKTROKABEL PVC | ELECTRIC CABLE | | |
| 713 | 60 03 043 05 | 0.7m | ELEKTROKABEL PVC | ELECTRIC CABLE | | |
| 720 | 60 23 411 01 | 4 | ADERENDHUELSE 25,00QMM/25mmLG | WIRED END FERRULE | | |

| | | |
|---------------------|---|---|
| 26.5.2015 000001 | LE21035_150ecb8lit_etl_de KABELSATZ CABLE LOOM |  81 90 80 299 7 |
|---------------------|---|---|



C 073.070 - 411.150

500062

| Pos. | Artikel | Menge | Bezeichnung | Description | Serie | K |
|------|--------------|-------|-------------------------------------|-------------|-------|---|
| 151 | 90 80 305 5 | 1 | SCHUTZ C073.070-411.151 | PROTECTION | | |
| 152 | 40 00 828 | 4 | SECHSKANTSCHRAUBE ISO 4017 M10X30 | HEX SCREW | | |
| 153 | 42 00 013 01 | 4 | SCHEIBE ISO 7089 10 200HV A3C A3C | WASHER | | |
| 154 | 42 39 110 01 | 4 | SICHERUNGSSCHEIBE VS 10 ZN5/CN/T2 V | LOCK WASHER | | |
| 155 | 41 15 047 01 | 4 | SECHSKANTMUTTER ISO 4032 M10 10 A3C | HEX NUT | | |

26.5.2015
500062

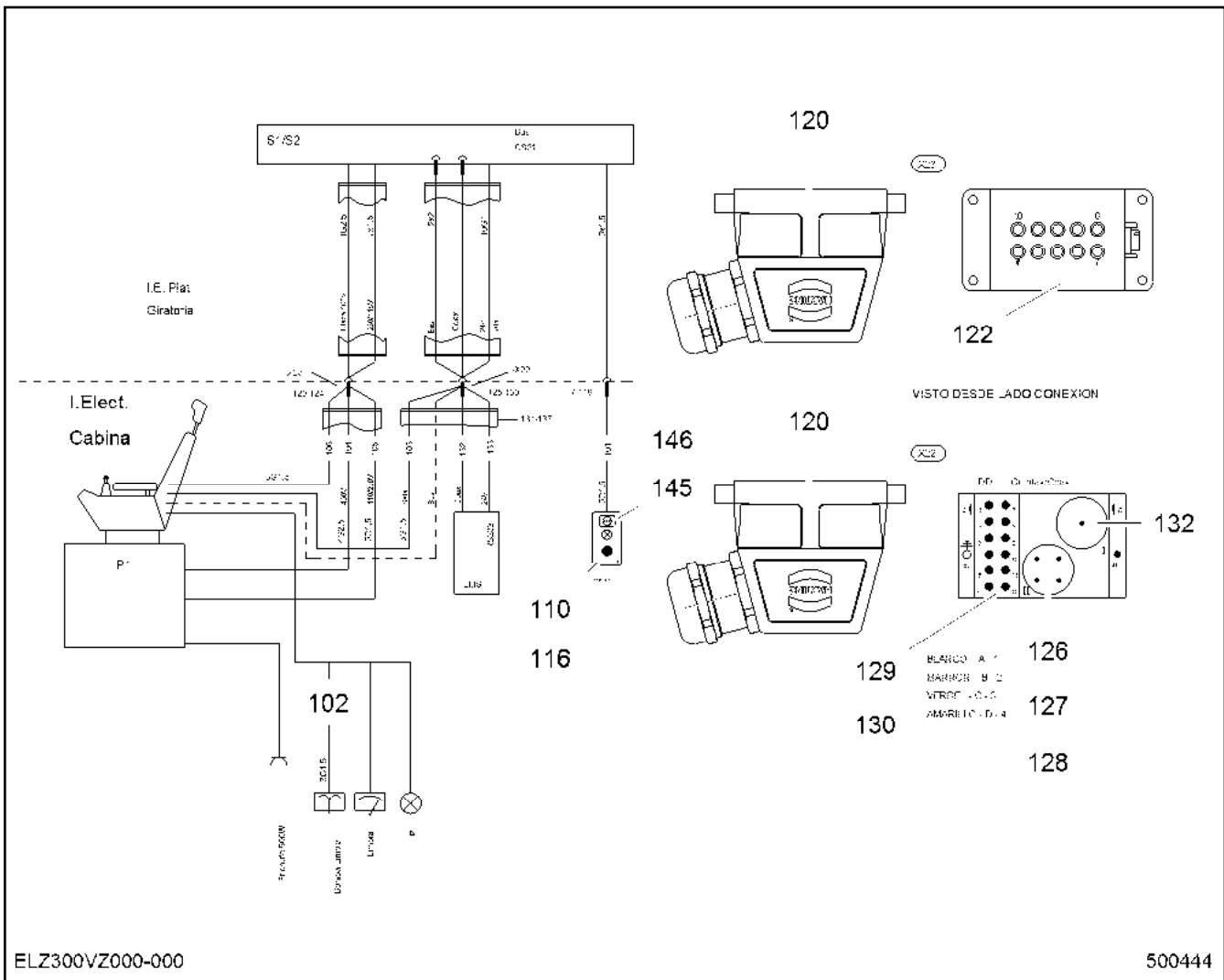
LIEBHERR

LE21035_150ecb8lit_etl_de

SCHUTZ
PROTECTION

82

90 80 305 4




| Pos. | Artikel | Menge | Bezeichnung | Description | Serie | K |
|------|--------------|-------|--|------------------------|-------|---|
| 100 | 90 80 306 8 | 1 | KABELSATZ ELZ300VZ000-100 ⇒  85 | CABLE LOOM | | |
| 110 | 60 22 171 01 | 1 | LEERGEHAEUSE H106XB68XT53 | EMPTY CASING | | |
| 111 | 60 71 471 01 | 1 | FRONTELEMENT | FRONT ELEMENT | | |
| 112 | 10 02 274 0 | 1 | UNTERTEIL LED GRUEN 120V | BASE PART | | |
| 113 | 60 71 470 01 | 1 | FRONTELEMENT | FRONT ELEMENT | | |
| 114 | 63 12 215 01 | 1 | HILFSSCHALTERBLOCK S | AUXILIARY SWITCH BLOCK | | |
| 115 | 60 24 402 01 | 1 | KABELVERSCHRAUBUNG M20X1,5/7-13 MS | CABLE GLAND | | |
| 116 | 60 25 062 01 | 1 | GEGENMUTTER M20X1,50 POLYAMID | COUNTER NUT | | |
| 117 | 10 02 121 0 | 1 | TUELLENGEHAEUSE HAN 6B NIEDER 40m | SOCKET SHELL | | |
| 118 | 60 56 138 01 | 1 | STECKEREINSATZ HAN 6B 6-POL+PE 16A 5 | PLUG INSERT | | |
| 119 | 60 24 402 01 | 2 | KABELVERSCHRAUBUNG M20X1,5/7-13 MS | CABLE GLAND | | |
| 120 | 10 11 249 2 | 2 | TUELLENGEHAEUSE HAN 10B HOCH 72mm | SOCKET SHELL | | |
| 122 | 60 51 034 01 | 1 | STECKEREINSATZ HAN 10E 10-POL+PE 16A | PLUG INSERT | | |
| 123 | 63 70 056 01 | 6 | KONTAKTSTIFT 2,5mm 1,5mm ² 16A | CONTACT PIN | | |
| 125 | 60 56 650 01 | 1 | GELENKRAHMEN HAN 10B 36,5mm IP65 | HINGED FRAME | | |
| 126 | 60 56 641 01 | 1 | STIFTEINSATZ HAN QUINTAX 4-POLX2+SM | MALE INSERT | | |
| 127 | 10 16 787 1 | 1 | STIFTKONTAKT QUINTAX 4-POL 10A 50V | PIN CONTACT | | |
| 128 | 60 56 654 01 | 4 | STIFTKONTAKT 0,75mm ² | PIN CONTACT | | |
| 129 | 60 56 645 01 | 1 | STIFTEINSATZ HAN MODUL 12-POL 5A 50V | MALE INSERT | | |
| 130 | 60 56 102 08 | 2 | CRIMPKONTAKT 1,6mm 1,5mm ² 10A | CRIMPING CONTACT | | |
| 132 | 90 80 371 6 | 1 | STEUERLEITUNG ELZ300VZ132-000 ⇒  111 | CONTROL LEAD | | |
| 133 | 96 94 504 01 | 1 | STEUERLEITUNG ELZ050FZ148-000 | CONTROL LEAD | | |
| 134 | 10 16 607 3 | 3m | KABELSCHUTZSCHLAUCH 29PG | CABLE PROTECTING HOSE | | |
| 135 | 10 16 607 5 | 4 | ENDTUELLE 29 | END SOCKET | | |

26.5.2015
500444

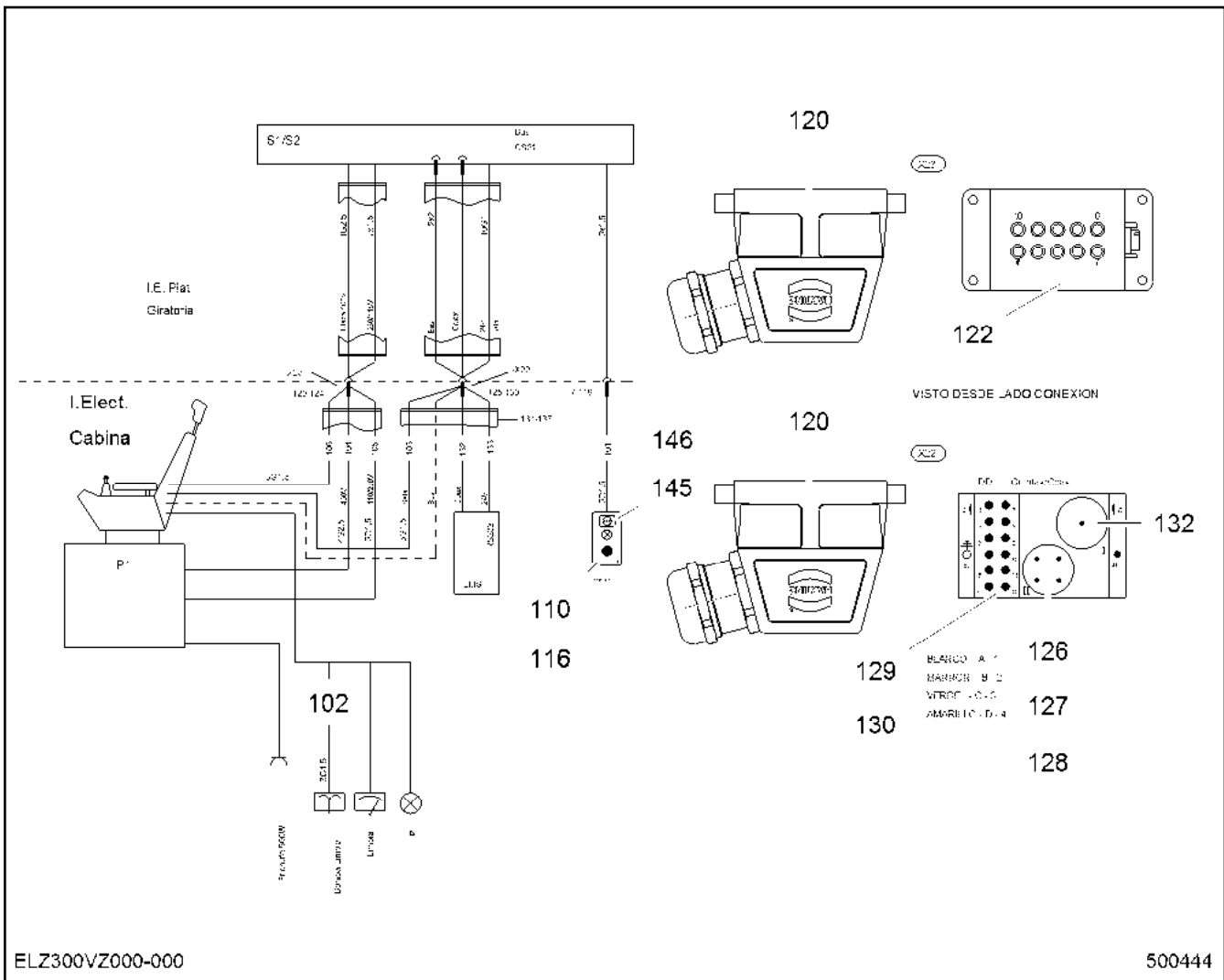
LIEBHERR



LE21035_150ecb8lit_etl_de

E-INST. FUEHRERHAUS
ELECTRIC INSTALL. CABIN

 83 (1/2)

90 80 306 7




| Pos. | Artikel | Menge | Bezeichnung | Description | Serie | K |
|------|--------------|-------|---|-------------------|-------|---|
| 137 | 10 16 787 3 | 2 | KABELVERSCHRAUBUNG M32X1,5 | CABLE GLAND | | |
| 138 | 11 60 040 3 | 0.5m | SPIRALBAND A 12 | SPIRAL RIBBON | | |
| 139 | 90 80 367 6 | 1 | DISPLAY ⇒  110 | DISPLAY | | |
| 140 | 60 20 164 01 | 1 | BUEGELSCHELLE 8-12X23 | BOW-TYPE CLAMP | | |
| 141 | 60 20 162 01 | 2 | BUEGELSCHELLE 40-46X23 | BOW-TYPE CLAMP | | |
| 142 | 60 20 785 01 | 2 | SCHELLE DIN 3015-1 L 3 R 20 | CLAMP | | |
| 143 | 40 42 106 | 2 | ZYLINDERSCHRAUBE ISO 4762 M6X30 8.8 | SOCKET HEAD SCREW | | |
| 144 | 40 42 005 01 | 2 | ZYLINDERSCHRAUBE ISO 4762 M4X16 8.8 V | SOCKET HEAD SCREW | | |
| 145 | 10 57 570 5 | 1 | SCHILD 30mmX50mm KEIN TEXT | SIGN | | |
| 146 | 90 80 633 7 | 1 | KLEBESCHILD SLS04.07BM02 | ADHESIVE SIGN | | |
| 150 | 90 80 643 2 | 1 | NACHRUESTSATZ C073.070-535.900 ⇒  115 | ADDITIONAL KIT | | |

26.5.2015
500444

LIEBHERR

LE21035_150ecb8lit_etl_de

E-INST. FUEHRERHAUS
ELECTRIC INSTALL. CABIN

 84 (2/2)

90 80 306 7

OHNE BILD

WITHOUT ILLUSTRATION

SANS ILLUSTRATION

SIN ILUSTRACION

БЕЗ ИЗОБРАЖЕНИЯ

| Pos. | Artikel | Menge | Bezeichnung | Description | Serie | K |
|------|--------------|-------|------------------|----------------|-------|---|
| 101 | 60 03 043 05 | 4m | ELEKTROKABEL PVC | ELECTRIC CABLE | | |
| 102 | 11 64 567 4 | 3.5m | ELEKTROKABEL PVC | ELECTRIC CABLE | | |
| 103 | 60 03 083 05 | 5m | ELEKTROKABEL PVC | ELECTRIC CABLE | | |
| 104 | 60 03 053 05 | 3m | ELEKTROKABEL PVC | ELECTRIC CABLE | | |
| 105 | 60 03 043 05 | 3m | ELEKTROKABEL PVC | ELECTRIC CABLE | | |
| 106 | 60 03 083 05 | 5m | ELEKTROKABEL PVC | ELECTRIC CABLE | | |

26.5.2015
000001

LIEBHERR

LE21035_150ecb8lit_etl_de

KABELSATZ
CABLE LOOM

85

90 80 306 8

OHNE BILD

WITHOUT ILLUSTRATION

SANS ILLUSTRATION

SIN ILUSTRACION

БЕЗ ИЗОБРАЖЕНИЯ

| Pos. | Artikel | Menge | Bezeichnung | Description | Serie | K |
|------|--------------|-------|--------------------------------------|--------------|-------|---|
| 121 | 40 65 277 01 | 1 | SECHSKANTSCHRAUBE ISO 4017 M20X160 | HEX SCREW | | |
| 122 | 41 15 052 01 | 2 | SECHSKANTMUTTER ISO 4032 M20 10 A3C | HEX NUT | | |
| 123 | 41 12 005 01 | 1 | RINGMUTTER DIN 582 M20 C15E | RING NUT | | |
| 124 | 77 39 190 01 | 1 | KEILENDKLEMME 9-10mm/3/8Z | WEDGE SOCKET | | |
| 126 | 77 39 371 01 | 1 | SCHAEKEL 27X20 GESCHWEIFT/3,25t VERZ | SHACKLE | | |

26.5.2015
000001

LIEBHERR

LE21035_150ecb8lit_etl_de

SICHERUNGSSEIL AUSLEGER
SAFETY ROPE JIB

86

90 80 307 5


OHNE BILD

WITHOUT ILLUSTRATION

SANS ILLUSTRATION

SIN ILUSTRACION

БЕЗ ИЗОБРАЖЕНИЯ

| Pos. | Artikel | Menge | Bezeichnung | Description | Serie | K |
|------|--------------|-------|--|-------------------|-------|---|
| 10 | 10 17 918 0 | 1 | POTENTIOMETER | POTENTIOMETER | | |
| 20 | 97 50 906 01 | 1 | STEUERLEITUNG ELZ020GD001-720 ⇒  158 | CONTROL LEAD | | |
| 30 | 40 42 003 | 2 | ZYLINDERSCHRAUBE ISO 4762 M6X25 8.8 | SOCKET HEAD SCREW | | |
| 31 | 60 20 776 01 | 4 | SHELLE DIN 3015-1 L 0 R 8 PP GR | CLAMP | | |
| 32 | 49 00 188 | 3 | SECHSKANTSCHRAUBE ISO 4017 M8X16 8. | HEX SCREW | | |
| 33 | 42 39 108 01 | 3 | SICHERUNGSSCHEIBE 8,4/13X1,7 VS 8 ZN5/ | LOCK WASHER | | |

26.5.2015
000001

LIEBHERR

LE21035_150ecb8lit_etl_de

SENKTIEFENSOR
HOOK LEVEL SENSOR

 87

90 80 307 7

OHNE BILD

WITHOUT ILLUSTRATION

SANS ILLUSTRATION

SIN ILUSTRACION

БЕЗ ИЗОБРАЖЕНИЯ

| Pos. | Artikel | Menge | Bezeichnung | Description | Serie | K |
|------|--------------|-------|--|-----------------------|-------|---|
| 10 | 10 17 917 9 | 1 | POTENTIOMETER ELEKTRONISCH | POTENTIOMETER | | |
| 20 | 90 80 402 2 | 2 | STEUERLEITUNG ELZ300FZ129-000 ⇒  112 | CONTROL LEAD | | |
| 30 | 90 80 393 4 | 1 | LAGERUNG ELZ301AK000-030 | BEARING | | |
| 31 | 49 00 539 | 2 | SECHSKANTSCHRAUBE ISO 4017 M6X25 8. | HEX SCREW | | |
| 32 | 42 00 009 01 | 4 | SCHEIBE ISO 7089 6 200HV A3C A3C | WASHER | | |
| 33 | 42 39 106 01 | 2 | SICHERUNGSSCHEIBE 6,4/10X1,4 VS ZN5/ | LOCK WASHER | | |
| 34 | 41 15 073 01 | 2 | SECHSKANTMUTTER ISO 4032 M6 10 A2C | HEX NUT | | |
| 35 | 60 20 776 01 | 4 | SHELLE DIN 3015-1 L 0 R 8 PP GR | CLAMP | | |
| 36 | 60 27 346 01 | 1 | SCHOTTDURCHFUEHRUNG CANNON 4-PO | BULKHEAD PIPE FITTING | | |
| 37 | 49 00 188 | 3 | SECHSKANTSCHRAUBE ISO 4017 M8X16 8. | HEX SCREW | | |
| 38 | 42 39 108 01 | 3 | SICHERUNGSSCHEIBE 8,4/13X1,7 VS 8 ZN5/ | LOCK WASHER | | |
| 39 | 46 00 337 | 4 | ZYLINDERSCHRAUBE ISO 4762 M4X16 8.8 | SOCKET HEAD SCREW | | |
| 40 | 41 15 512 14 | 4 | SECHSKANTMUTTER ISO 4032 M4 A4-70 32 | HEX NUT | | |
| 41 | 60 56 505 01 | 1 | VERSCHLUSSKAPPE CANNON 14S | SEALING PLUG | | |

26.5.2015
000001

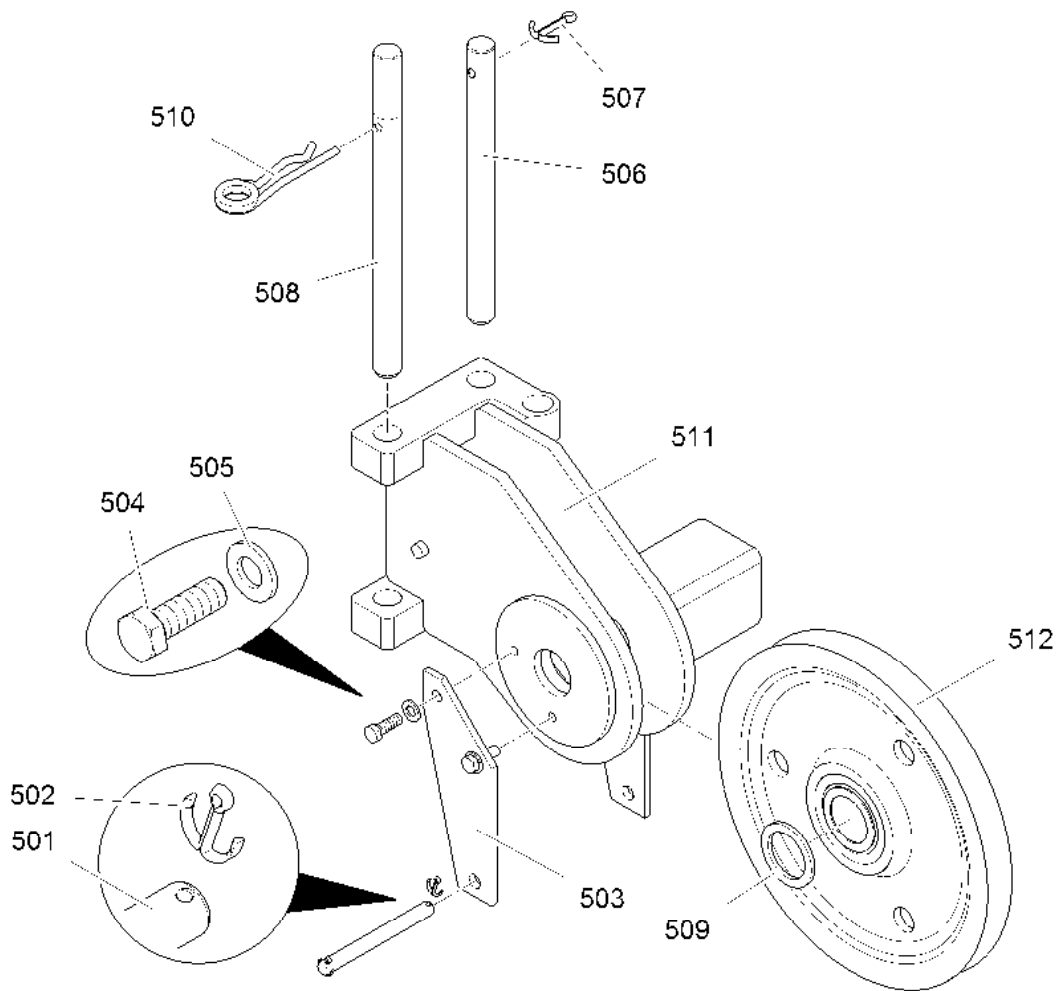
LIEBHERR

LE21035_150ecb8lit_etl_de

KATZSENSOR
TROLLEY SENSOR

 88

90 80 307 8



C 073.070 - 411.500

500064

| Pos. | Artikel | Menge | Bezeichnung | Description | Serie | K |
|------|--------------|-------|--------------------------------------|---------------|-------|---|
| 501 | 97 10 611 01 | 1 | BOLZEN LN 16 F200 16X160X150 S355J2C | PIN | | |
| 502 | 43 30 052 01 | 2 | SPLINT ISO 1234 4X32 ST A3C A3C | SPLIT PIN | | |
| 503 | 90 07 454 30 | 2 | LAGERUNG 8X102X254 C157.070-411.115 | BEARING | | |
| 504 | 40 66 122 | 4 | SECHSKANTSCHRAUBE ISO 4017 M12X35 1 | HEX SCREW | | |
| 505 | 42 00 016 01 | 4 | SCHEIBE ISO 7089 12 200HV A3C A3C | WASHER | | |
| 506 | 90 80 312 3 | 1 | BOLZEN C073.070-411.506 | PIN | | |
| 507 | 43 30 090 01 | 1 | SPLINT ISO 1234 8X56 ST A3C A3C | SPLIT PIN | | |
| 508 | 90 80 312 4 | 1 | GRIFFBOLZEN C073.070-411.508 | GRIP BOLT | | |
| 509 | 90 07 448 30 | 2 | DISTANZROHR C157.070-541.614 55,3 | DISTANCE TUBE | | |
| 510 | 43 31 009 01 | 1 | FEDERSTECKER LN 262 8X130 VERZ | SPRING PLUG | | |
| 511 | 90 80 311 0 | 1 | SEILFLASCHE C073.070-411.511 | PULLEY BLOCK | | |
| 512 | 99 10 240 01 | 1 | SEILROLLE SER09.35AV55-00 350X9X55 | ROPE PULLEY | | |

⇒ 163

26.5.2015
500064

LIEBHERR

LE21035_150ecb8lit_etl_de

SEILFLASCHE
PULLEY BLOCK

89

90 80 310 9

OHNE BILD

WITHOUT ILLUSTRATION

SANS ILLUSTRATION

SIN ILUSTRACION

БЕЗ ИЗОБРАЖЕНИЯ

| Pos. | Artikel | Menge | Bezeichnung | Description | Serie | K |
|------|--------------|-------|---|--------------|-------|---|
| 10 | 11 21 270 5 | 1 | MESSACHSE 0-80KN | SENSOR SHAFT | | |
| 20 | 97 51 009 01 | 1 | STEUERLEITUNG ELZ050FZ007-000-001 EL ⇒  159 | CONTROL LEAD | | |

26.5.2015
000001

LIEBHERR

LE21035_150ecb8lit_etl_de

LASTSENSOR
LOAD SENSOR

 90

90 80 311 3


OHNE BILD

WITHOUT ILLUSTRATION

SANS ILLUSTRATION

SIN ILUSTRACION

БЕЗ ИЗОБРАЖЕНИЯ

| Pos. | Artikel | Menge | Bezeichnung | Description | Serie | K |
|------|--------------|-------|--|---------------|-------|---|
| 10 | 63 51 148 01 | 1 | POTENTIOMETER 4-20 25 | POTENTIOMETER | | |
| 20 | 97 51 170 01 | 1 | STEUERLEITUNG ELZ050FZ053-000 ⇒  162 | CONTROL LEAD | | |
| 30 | 40 00 829 | 4 | SECHSKANTSCHRAUBE ISO 4017 M6X20 8. | HEX SCREW | | |
| 31 | 42 39 106 01 | 4 | SICHERUNGSSCHEIBE 6,4/10X1,4 VS ZN5/ | LOCK WASHER | | |

26.5.2015
000001

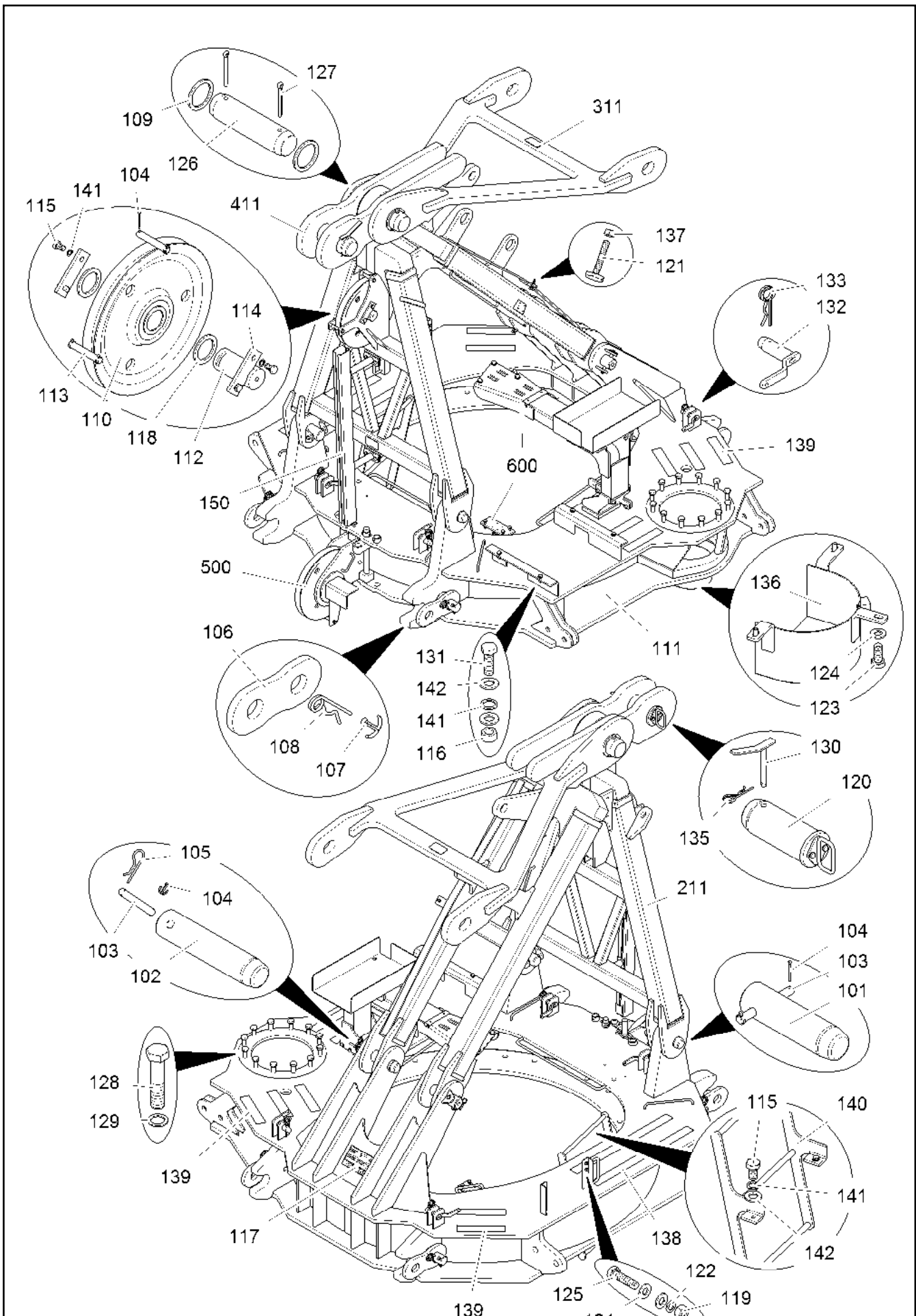
LIEBHERR

LE21035_150ecb8lit_etl_de

SENSOR
SENSOR

 91

90 80 311 4



C 073.070 - 411.000

500059

26.5.2015
500059

LE21035_150ecb8lit_etl_de

92 (1/2)

LIEBHERR

DREHBUEHNE
SLEWING PLATFORM

90 80 311 9

| Pos. | Artikel | Menge | Bezeichnung | Description | Serie | K |
|------|--------------|-------|---|--------------------------|-------|---|
| 101 | 90 80 306 9 | 2 | BOLZEN C073.070-411.101 | PIN | | |
| 102 | 90 80 310 8 | 2 | BOLZEN C073.070-411.102 | PIN | | |
| 103 | 97 22 400 01 | 4 | BOLZEN LN 16 F200 15X130X120 S355J2C+ | PIN | | |
| 104 | 43 30 052 01 | 10 | SPLINT ISO 1234 4X32 ST A3C A3C | SPLIT PIN | | |
| 105 | 43 31 008 01 | 2 | FEDERSTECKER LN 262 4X60 VERZ | SPRING PLUG | | |
| 106 | 90 11 827 30 | 4 | LASCHE C065.070-411.711/102 | BUTT STRAP | | |
| 107 | 43 30 103 01 | 4 | SPLINT ISO 1234 10X80 ST A3C A3C | SPLIT PIN | | |
| 108 | 43 31 027 01 | 4 | FEDERSTECKER LN 262 8X150 VERZ | SPRING PLUG | | |
| 109 | 98 45 722 01 | 2 | DISTANZRING 100,4X127X8 LAH400DI501-52 | DISTANCE RING | | |
| 110 | 99 10 240 01 | 1 | SEILROLLE SER09.35AV55-00 350X9X55 ⇒ □ 163 | ROPE PULLEY | | |
| 111 | 90 80 307 9 | 1 | DREHWERKLAGERUNG C073.070-411.111 | BEARING OF SLEWING GEAR | | |
| 112 | 93 26 734 01 | 1 | ACHSE LN 46-3 55X120X82 F200 S355J2G3- | AXLE | | |
| 113 | 97 10 613 01 | 2 | BOLZEN LN 16 F200 16X100X90 S355J2C+C | PIN | | |
| 114 | 99 70 403 01 | 2 | ACHSHALTER LN 4/3 8X40X120 A S235JR+ | AXLE HOLDER | | |
| 115 | 49 00 120 | 6 | SECHSKANTSCHRAUBE ISO 4017 M12X20 | HEX SCREW | | |
| 116 | 41 15 048 01 | 4 | SECHSKANTMUTTER ISO 4032 M12 10 A3C | HEX NUT | | |
| 117 | 77 31 527 01 | 1 | TYPENSCHILD SLD11.21TU02 M1 210mmX11 | TYPE PLATE | | |
| 118 | 90 07 448 30 | 2 | DISTANZROHR C157.070-541.614 55,3 | DISTANCE TUBE | | |
| 119 | 41 15 046 01 | 4 | SECHSKANTMUTTER ISO 4032 M8 10 A2C | HEX NUT | | |
| 120 | 90 80 314 8 | 1 | BOLZEN C073.070-411.120 ⇒ □ 96 | PIN | | |
| 121 | 90 03 445 30 | 1 | SCHRAUBE M8X1X50 C049.070-411.114 | SCREW | | |
| 122 | 42 39 108 01 | 4 | SICHERUNGSSCHEIBE 8,4/13X1,7 VS 8 ZN5/ | LOCK WASHER | | |
| 123 | 49 00 089 | 3 | SECHSKANTSCHRAUBE ISO 4017 M8X20 8. | HEX SCREW | | |
| 124 | 42 00 012 01 | 11 | SCHEIBE ISO 7089 8 200HV A3C A3C | WASHER | | |
| 125 | 49 00 111 | 4 | SECHSKANTSCHRAUBE ISO 4017 M8X30 8. | HEX SCREW | | |
| 126 | 90 80 362 4 | 1 | BOLZEN C073.070-411.126 | PIN | | |
| 127 | 43 30 113 01 | 2 | SPLINT ISO 1234 13X140 ST A3C | SPLIT PIN | | |
| 128 | 46 00 095 | 12 | SECHSKANTSCHRAUBE ISO 4014 M 20X90 | HEX SCREW | | |
| 129 | 42 39 120 01 | 12 | SICHERUNGSSCHEIBE 21/30X2,8 VS ZN5/ | LOCK WASHER | | |
| 130 | 90 80 315 2 | 1 | GRIFFBOLZEN C073.070-411.130 | GRIP BOLT | | |
| 131 | 49 00 204 | 4 | SECHSKANTSCHRAUBE ISO 4017 M12X35 | HEX SCREW | | |
| 132 | 95 71 573 01 | 4 | BOLZEN 30X90X65 C041.001-541.132 | PIN | | |
| 133 | 43 31 006 01 | 4 | FEDERSTECKER LN 262 6,3X97 A3C | SPRING PLUG | | |
| 135 | 43 31 010 01 | 1 | FEDERSTECKER LN 262 3X62 VERZ | SPRING PLUG | | |
| 136 | 90 11 772 30 | 1 | SCHUTZ C065.070-411.122 | PROTECTION | | |
| 137 | 41 15 201 01 | 1 | SECHSKANTMUTTER ISO 8673 M8X1 6 A2C | HEX NUT | | |
| 138 | 10 53 172 1 | 1.4m | ANTIRUTSCHBELAG | ANTI-SLIP SURFACE | | |
| 139 | 10 53 172 1 | 1.75m | ANTIRUTSCHBELAG | ANTI-SLIP SURFACE | | |
| 140 | 96 93 701 01 | 1 | LEITER C064.001-411.120 | LADDER | | |
| 141 | 42 39 112 01 | 10 | SICHERUNGSSCHEIBE 13/18X2,1 VS ZN5/ | LOCK WASHER | | |
| 142 | 42 00 016 01 | 10 | SCHEIBE ISO 7089 12 200HV A3C A3C | WASHER | | |
| 150 | 90 80 305 4 | 1 | SCHUTZ C073.070-411.150 ⇒ □ 82 | PROTECTION | | |
| 211 | 90 80 301 9 | 1 | BOCK C073.070-411.211 | STAND | | |
| 311 | 90 80 304 0 | 1 | ZUGSTAB C073.070-411.311 | TENSION ROD | | |
| 411 | 90 80 305 0 | 2 | ZUGSTAB 40X272X1057 C073.070-411.411 | TENSION ROD | | |
| 500 | 90 80 310 9 | 1 | SEILFLASCHE C073.070-411.500 ⇒ □ 89 | PULLEY BLOCK | | |
| 600 | 90 80 312 5 | 1 | STROMABNEHMERBEFESTIGUNG C073.07 ⇒ □ 94 | CURRENT COLLECTOR FASTEN | | |

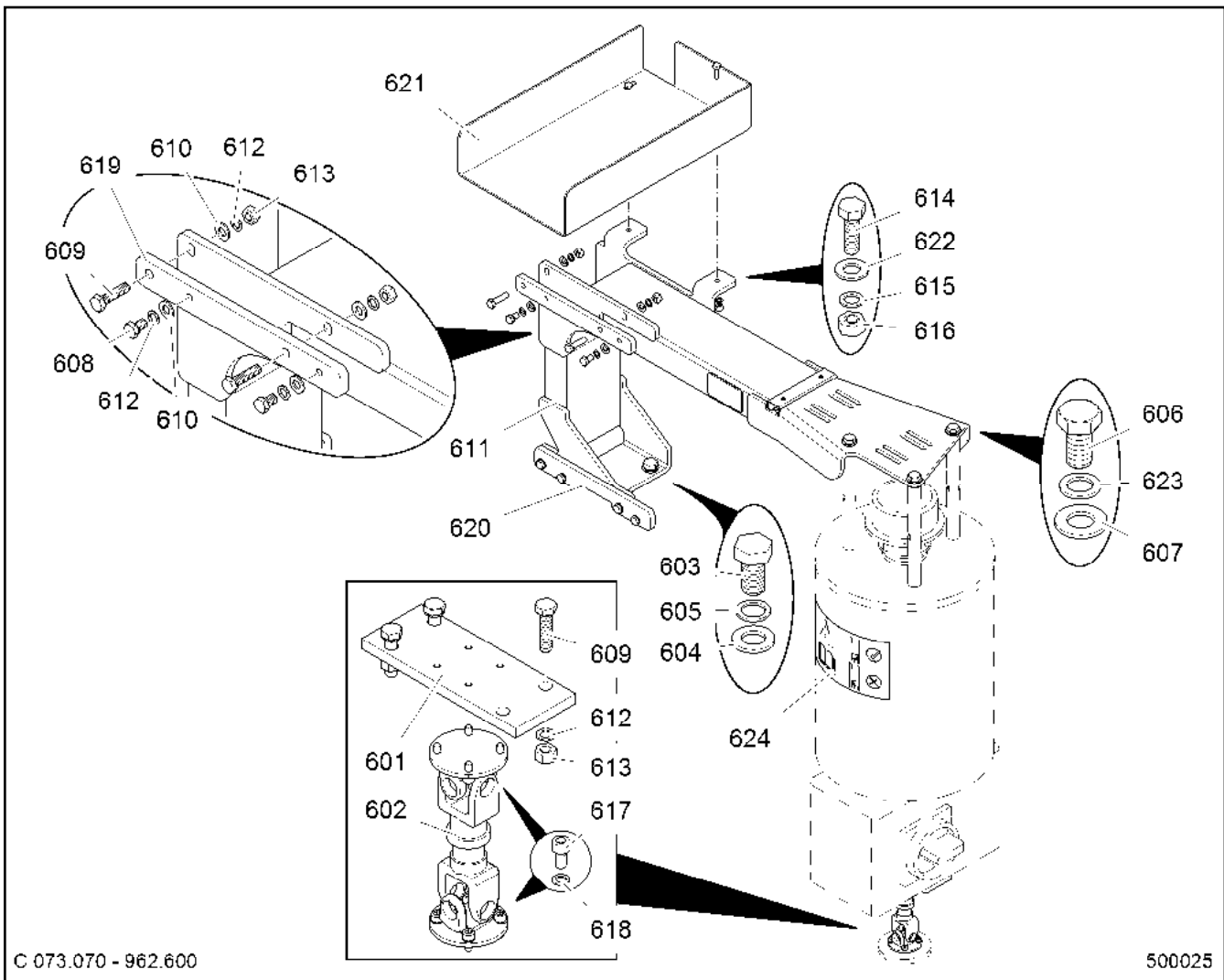
26.5.2015

LE21035_150ecb8lit_etl_de

□ 93 (2/2)

LIEBHERRDREHBUEHNE
SLEWING PLATFORM

90 80 311 9



C 073.070 - 962.600

500025

| Pos. | Artikel | Menge | Bezeichnung | Description | Serie | K |
|------|--------------|-------|--|--------------------------|-------|---|
| 601 | 96 92 983 01 | 1 | BLECH 10X70X180 C064.001-962.201 | PLATE | | |
| 602 | 72 52 076 01 | 1 | GELENKWELLE | PROPELLER SHAFT | | |
| 603 | 49 00 152 | 2 | SECHSKANTSCHRAUBE ISO 4017 M16X30 | HEX SCREW | | |
| 604 | 42 00 019 01 | 2 | SCHEIBE ISO 7089 16 200HV A3C A3C | WASHER | | |
| 605 | 42 39 116 01 | 2 | SICHERUNGSSCHEIBE 17/24X2,6 VS ZN5/ | LOCK WASHER | | |
| 606 | 40 65 147 08 | 3 | SECHSKANTSCHRAUBE ISO 4017 M 14x25 | HEX SCREW | | |
| 607 | 42 00 018 01 | 3 | SCHEIBE ISO 7089 14 200HV A3C A3C | WASHER | | |
| 608 | 49 00 090 | 4 | SECHSKANTSCHRAUBE ISO 4017 M10X16 | HEX SCREW | | |
| 609 | 46 00 122 | 7 | SECHSKANTSCHRAUBE ISO 4017 M 10X40 | HEX SCREW | | |
| 610 | 42 00 013 01 | 8 | SCHEIBE ISO 7089 10 200HV A3C A3C | WASHER | | |
| 611 | 96 92 963 01 | 1 | STROMABNEHMERBEFESTIGUNG C064.00 | CURRENT COLLECTOR FASTEN | | |
| 612 | 42 39 110 01 | 11 | SICHERUNGSSCHEIBE VS 10 ZN5/CN/T2 V | LOCK WASHER | | |
| 613 | 41 15 047 01 | 7 | SECHSKANTMUTTER ISO 4032 M10 10 A3C | HEX NUT | | |
| 614 | 49 00 111 | 2 | SECHSKANTSCHRAUBE ISO 4017 M8X30 8. | HEX SCREW | | |
| 615 | 42 39 108 01 | 2 | SICHERUNGSSCHEIBE 8,4/13X1,7 VS 8 ZN5/ | LOCK WASHER | | |
| 616 | 41 15 046 01 | 2 | SECHSKANTMUTTER ISO 4032 M8 10 A2C | HEX NUT | | |
| 617 | 46 00 049 | 8 | ZYLINDERSCHRAUBE ISO 4762 M6X12 8.8 | SOCKET HEAD SCREW | | |
| 618 | 42 39 106 01 | 8 | SICHERUNGSSCHEIBE 6,4/10X1,4 VS ZN5/ | LOCK WASHER | | |
| 619 | 90 80 304 5 | 1 | BLECH 12X35X307 C073.070-962.619 | PLATE | | |
| 620 | 90 80 309 2 | 1 | BLECH 12X44X307 C073.070-962.620 | PLATE | | |
| 621 | 96 92 742 01 | 1 | BLECH 4X478X591 C064.001-411.116 | PLATE | | |
| 622 | 42 00 012 01 | 2 | SCHEIBE ISO 7089 8 200HV A3C A3C | WASHER | | |
| 623 | 10 00 491 2 | 3 | SICHERUNGSSCHEIBE 15/22X2,2 VS ZN5/C | LOCK WASHER | | |
| 624 | 90 80 679 2 | 1 | WARNSCHILD SLD12.20UH01 | WARNING SIGN | | |

26.5.2015
500025

LIEBHERR

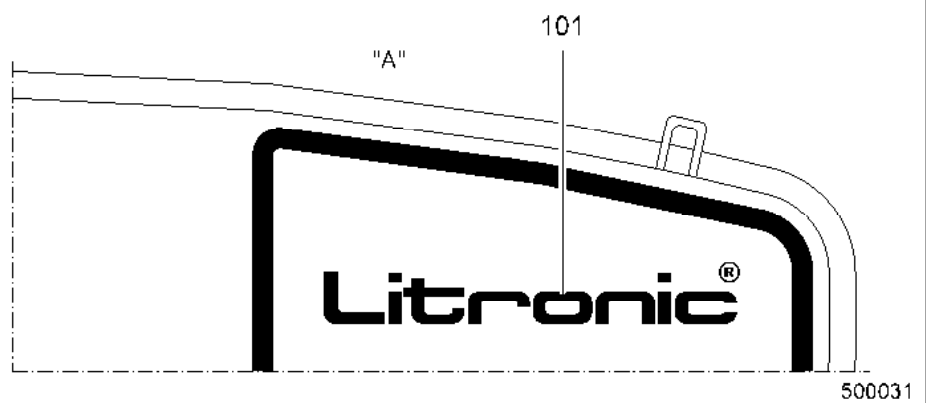
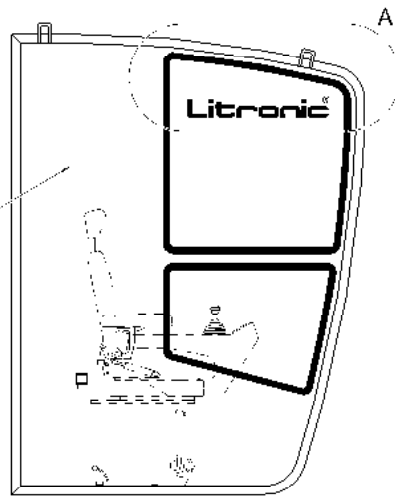
LE21035_150ecb8lit_etl_de

STROMABNEHMERBEFESTIGUNG
CURRENT COLLECTOR FASTENING

94

90 80 312 5

Führerhaus EC-B
 Drivers cab EC-B
 Cabine de manoevreu EC-B
 Cabina di comando EC-B
 Cabina EC-B
 Cabina EC-B



C 073.070 - 535.100

500031

| Pos. | Artikel | Menge | Bezeichnung | Description | Serie | K |
|------|-------------|-------|---------------------|-------------|-------|---|
| 101 | 90 80 313 3 | 2 | SCHILD SLD10.64AC01 | SIGN | | |

26.5.2015
 500031

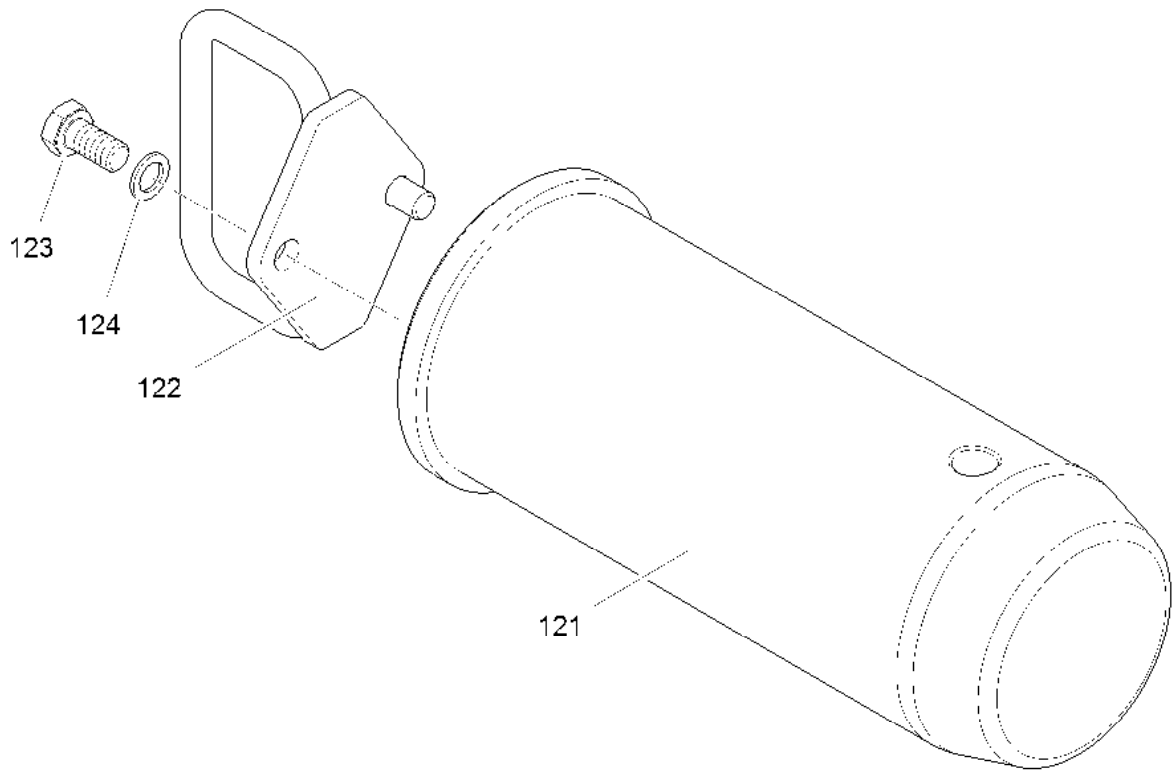
LIEBHERR

LE21035_150ecb8lit_etl_de

SCHILD
 SIGN

95

90 80 313 1



C 073.070 - 411.120

500061

| Pos. | Artikel | Menge | Bezeichnung | Description | Serie | K |
|------|--------------|-------|-------------------------------------|-------------|-------|---|
| 121 | 90 80 314 9 | 1 | BOLZEN C073.070-411.121 | PIN | | |
| 122 | 90 80 315 0 | 1 | GRIFF C073.070-411.122 | GRIP | | |
| 123 | 40 65 166 | 2 | SECHSKANTSCHRAUBE ISO 4017 M10X20 | HEX SCREW | | |
| 124 | 42 39 110 01 | 2 | SICHERUNGSSCHEIBE VS 10 ZN5/CN/T2 V | LOCK WASHER | | |

26.5.2015
500061

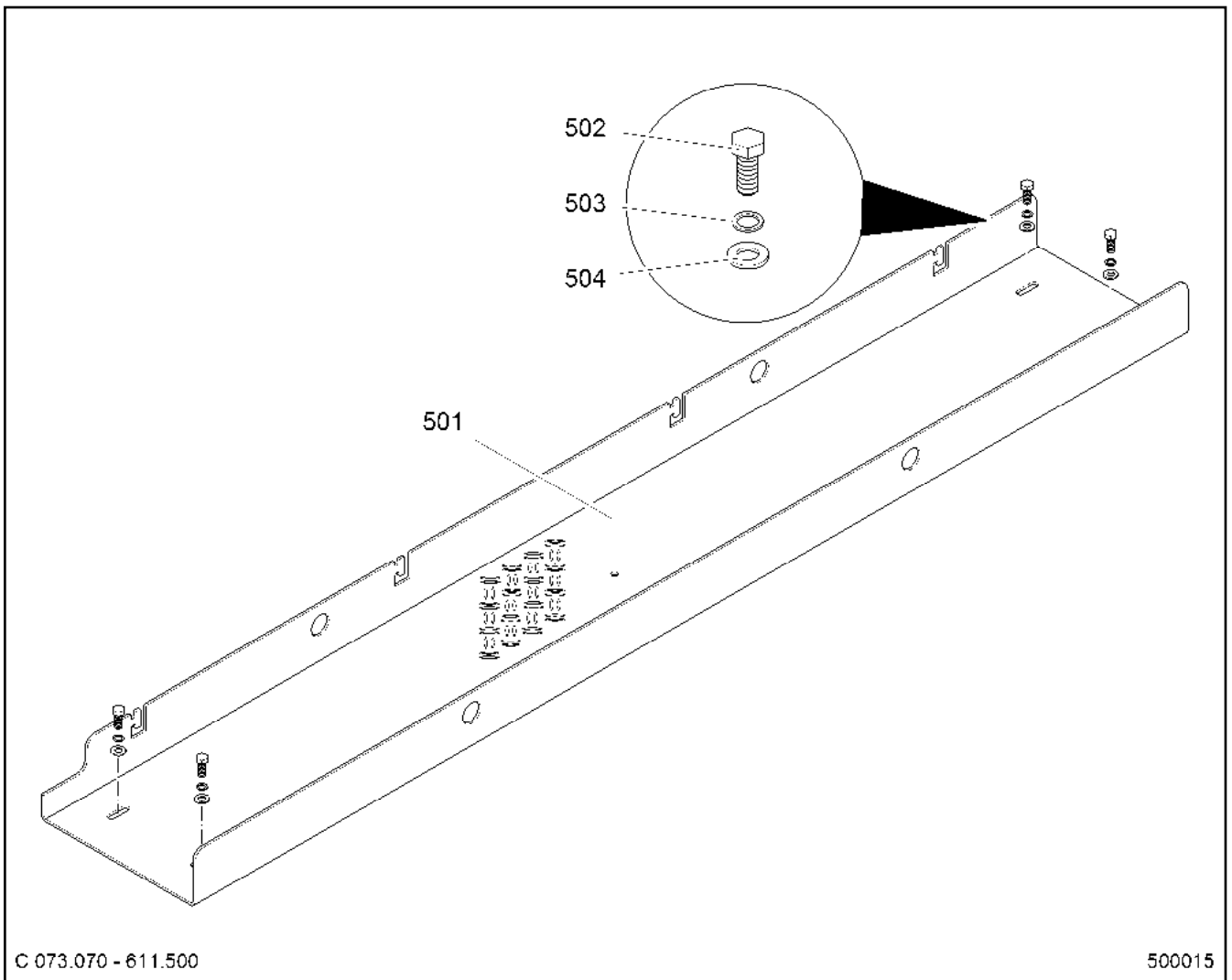
LIEBHERR

LE21035_150ecb8lit_etl_de

BOLZEN
PIN

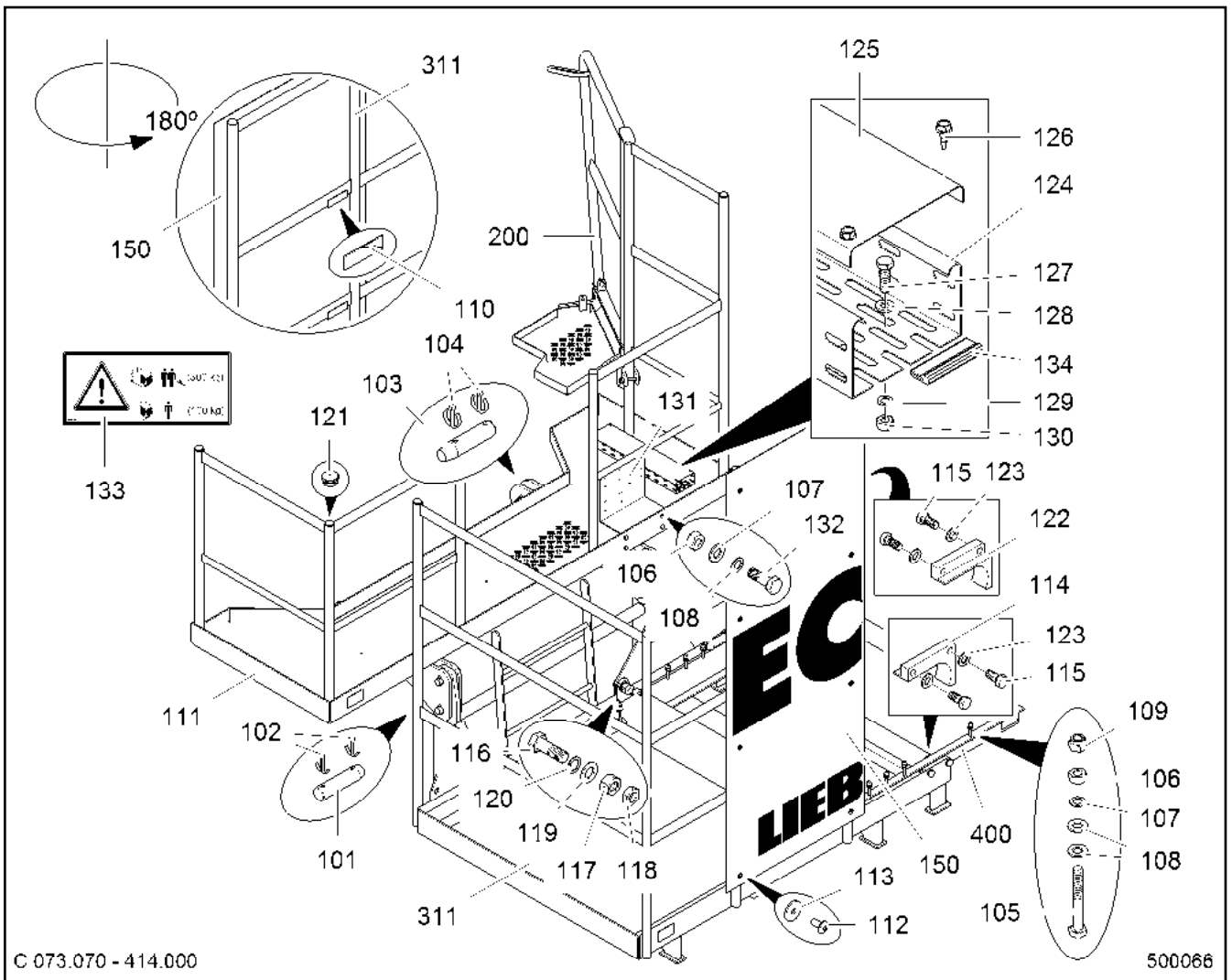
96

90 80 314 8



| Pos. | Artikel | Menge | Bezeichnung | Description | Serie | K |
|------|--------------|-------|-------------------------------------|-------------|-------|---|
| 501 | 90 80 317 2 | 1 | BLECH C073.070-611.501 | PLATE | | |
| 502 | 49 00 161 | 4 | SECHSKANTSCHRAUBE ISO 4017 M12X30 | HEX SCREW | | |
| 503 | 42 39 112 01 | 4 | SICHERUNGSSCHEIBE 13/18X2,1 VS ZN5/ | LOCK WASHER | | |
| 504 | 42 00 016 01 | 4 | SCHEIBE ISO 7089 12 200HV A3C A3C | WASHER | | |

| | | |
|---------------------|---------------------------|-------------|
| 26.5.2015 500015 | LE21035_150ecb8lit_etl_de | 97 |
| LIEBHERR | STEG WEB | 90 80 317 1 |



C 073.070 - 414.000

500066

| Pos. | Artikel | Menge | Bezeichnung | Description | Serie | K |
|------|--------------|-------|---|----------------|-------|---|
| 101 | 90 80 369 8 | 4 | BOLZEN LN 17- 30X120X85 F200 42CRMOS | PIN | | |
| 102 | 43 30 078 01 | 8 | SPLINT ISO 1234 6,3X50 ST A3C A3C | SPLIT PIN | | |
| 103 | 90 80 369 9 | 4 | BOLZEN LN 17- 35X140X85 F200 42CRMOS | PIN | | |
| 104 | 43 30 092 01 | 8 | SPLINT ISO 1234 8X71 ST A3C A3C | SPLIT PIN | | |
| 105 | 49 00 813 | 8 | SECHSKANTSCHRAUBE ISO 4014 M10X75 | HEX SCREW | | |
| 106 | 41 15 047 01 | 12 | SECHSKANTMUTTER ISO 4032 M10 10 A3C | HEX NUT | | |
| 107 | 42 39 110 01 | 16 | SICHERUNGSSCHEIBE VS 10 ZN5/CN/T2 V | LOCK WASHER | | |
| 108 | 42 00 013 01 | 20 | SCHEIBE ISO 7089 10 200HV A3C A3C | WASHER | | |
| 109 | 41 34 127 01 | 8 | SECHSKANTMUTTER ISO 7040 M10 8 A3C | HEX NUT | | |
| 110 | 10 02 473 7 | 0.3m | MOOSGUMMI 3X30X10000 GESCHLOSSENZ | SPONGE RUBBER | | |
| 111 | 90 80 317 7 | 1 | KABINENPODEST C073.070-414.111 | CABIN PLATFORM | | |
| 112 | 10 65 105 3 | 8 | HOHLNIETE FLACHRUNDKOPF 6,5X14,2 | TUBULAR RIVET | | |
| 113 | 10 65 105 1 | 8 | SCHEIBE ISO 7094 8 6 100HV ST VERZ VER | WASHER | | |
| 114 | 90 80 123 5 | 1 | BLECH C070.070-414.114 40X102X135 S355J | PLATE | | |
| 115 | 49 00 123 | 4 | SECHSKANTSCHRAUBE ISO 4017 M16X35 | HEX SCREW | | |
| 116 | 46 00 114 | 1 | SECHSKANTSCHRAUBE ISO 4017 M24X70 | HEX SCREW | | |
| 117 | 41 15 054 01 | 1 | SECHSKANTMUTTER ISO 4032 M24 10 A3C | HEX NUT | | |
| 118 | 10 00 263 3 | 1 | SECHSKANTMUTTER ISO 4035 M24 05 A3C | HEX NUT | | |
| 119 | 42 00 024 01 | 1 | SCHEIBE ISO 7089 24 200HV A3C A3C | WASHER | | |
| 120 | 42 39 124 01 | 1 | SICHERUNGSSCHEIBE 25,6/36X3,3 VS ZN5/ | LOCK WASHER | | |
| 121 | 77 90 199 01 | 9 | VERSCHLUSSSTOPFEN | BLANKING PLUG | | |
| 122 | 90 80 125 4 | 1 | BLECH C070.070-414.122 40X102X135 S355J | PLATE | | |
| 123 | 42 00 019 01 | 4 | SCHEIBE ISO 7089 16 200HV A3C A3C | WASHER | | |
| 124 | 63 81 100 01 | 0.48m | KABELBAHN | CABLE TRACK | | |
| 125 | 11 49 212 8 | 0.48m | DECKEL 6051340 B=100 | COVER | | |
| 126 | 10 81 679 5 | 6 | BOHRSCHRAUBE AENHL.DIN 7504 ST4,8X1 | DRILLING SCREW | | |

26.5.2015
500066

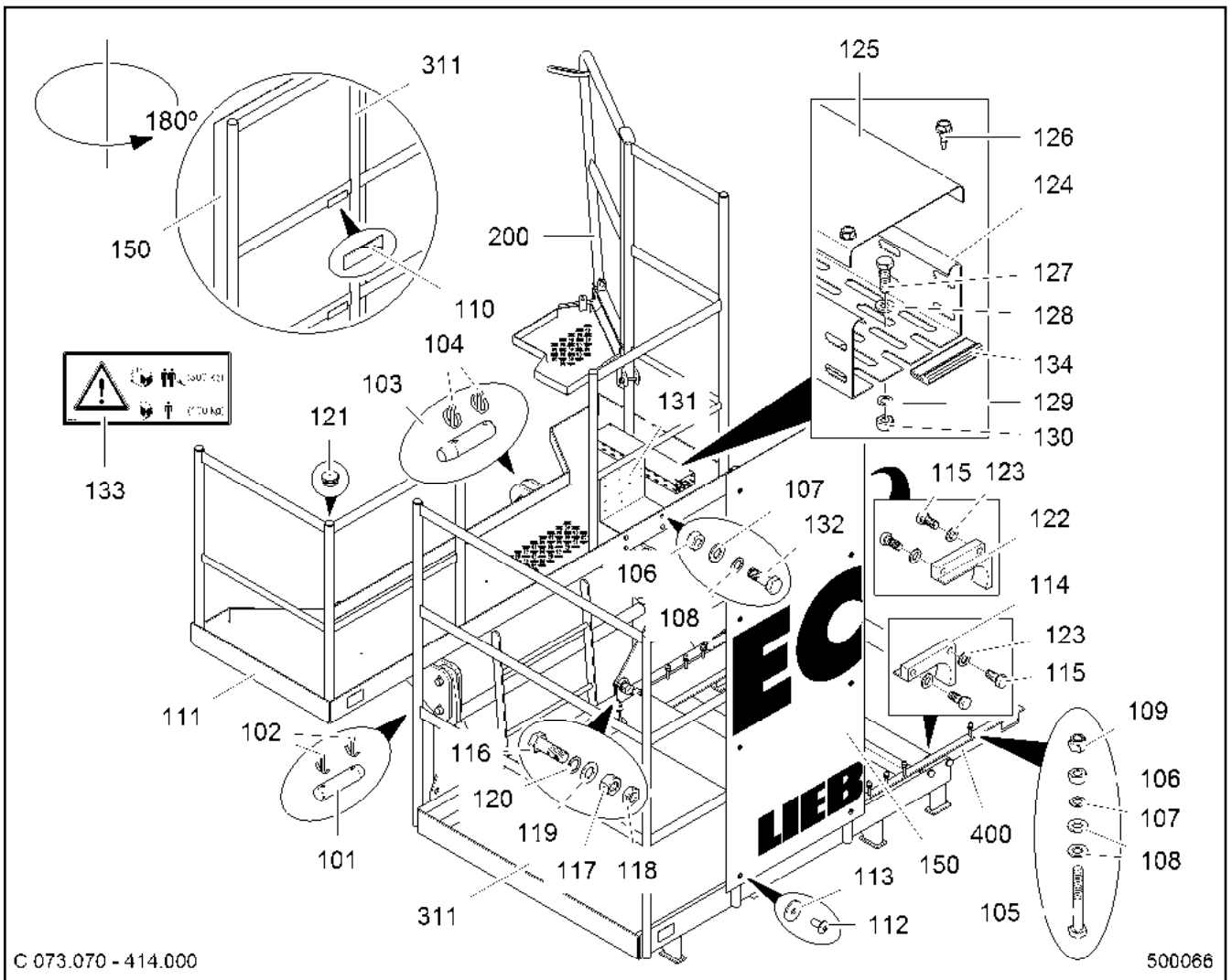
LE21035_150ecb8lit_etl_de

98 (1/2)

LIEBHERR




KABINENPODEST
CABIN PLATFORM

90 80 317 6




C 073.070 - 414.000

500066

| Pos. | Artikel | Menge | Bezeichnung | Description | Serie | K |
|------|--------------|-------|---|------------------|-------|---|
| 127 | 40 00 829 | 2 | SECHSKANTSCHRAUBE ISO 4017 M6X20 8. | HEX SCREW | | |
| 128 | 42 00 009 01 | 2 | SCHEIBE ISO 7089 6 200HV A3C A3C | WASHER | | |
| 129 | 42 39 106 01 | 2 | SICHERUNGSSCHEIBE 6,4/10X1,4 VS ZN5/ | LOCK WASHER | | |
| 130 | 41 15 073 01 | 2 | SECHSKANTMUTTER ISO 4032 M6 10 A2C | HEX NUT | | |
| 131 | 90 80 368 8 | 1 | LAGERUNG 4X250X420 C073.070-414.131 | BEARING | | |
| 132 | 40 00 828 | 4 | SECHSKANTSCHRAUBE ISO 4017 M10X30 | HEX SCREW | | |
| 133 | 90 80 401 4 | 1 | SCHILD SLD.10.23UH03 | SIGN | | |
| 134 | 26 21 039 08 | 1m | KANTENSCHUTZ 1-2/9,5X6,5 SCHWARZ | EDGE PROTECTION | | |
| 150 | 90 80 123 8 | 1 | SCHILD FUEHRERHAUS C070.070-414.200 | PLATE CABIN | | |
| | | | ⇒  51 | | | |
| 200 | 90 80 333 8 | 1 | ARBEITSBUEHNE C073.070-414.200 | WORKING PLATFORM | | |
| | | | ⇒  101 | | | |
| 311 | 90 80 368 7 | 1 | KABINENPODEST C073.070-414.311 | CABIN PLATFORM | | |
| 400 | 90 80 119 8 | 1 | PLATTFORM C070.070-414.400 | PLATFORM | | |
| | | | ⇒  50 | | | |

26.5.2015
500066

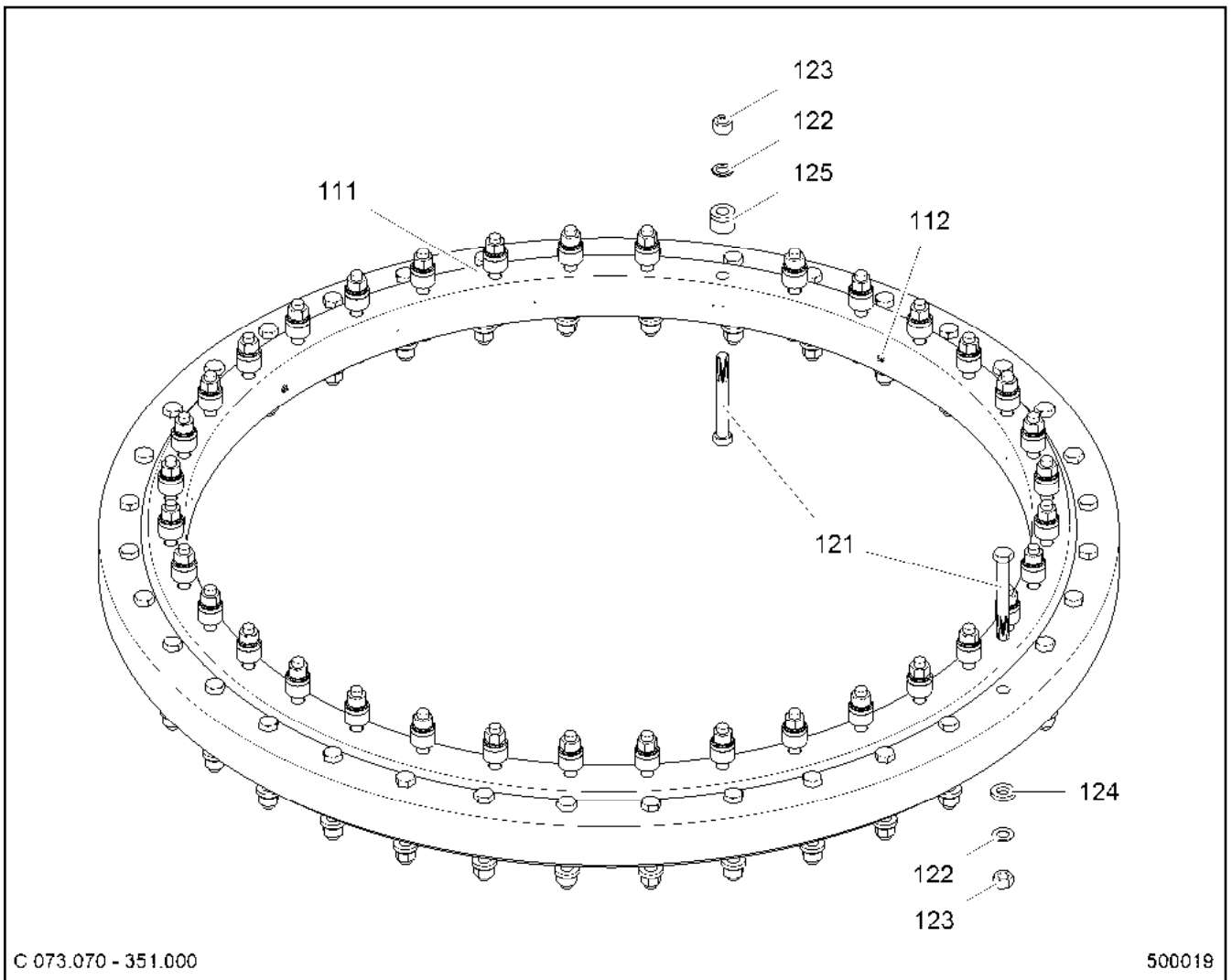
LE21035_150ecb8lit_etl_de

 99 (2/2)

LIEBHERR

KABINENPODEST
CABIN PLATFORM

90 80 317 6



| Pos. | Artikel | Menge | Bezeichnung | Description | Serie | K |
|------|--------------|-------|---------------------------------------|----------------------------|-------|---|
| 112 | 77 43 242 | 4 | KEGELSCHMIERNIPPEL DIN 71412 A M10x1 | HYDRAULIC-TYPE LUBRICAT.NI | | |
| 121 | 10 41 261 0 | 72 | SECHSKANTSCHRAUBE ISO 4014 M 24X200 | HEX SCREW | | |
| 122 | 42 15 004 01 | 72 | SCHEIBE DIN 6916 25 295-350HV10HV ST | WASHER | | |
| 123 | 41 15 054 01 | 72 | SECHSKANTMUTTER ISO 4032 M24 10 A3C | HEX NUT | | |
| 124 | 90 12 466 30 | 36 | DISTANZROHR 25X50X10 C065.070-351.124 | DISTANCE TUBE | | |
| 125 | 90 80 325 3 | 36 | DISTANZROHR C073.070-351.125 | DISTANCE TUBE | | |

26.5.2015
500019

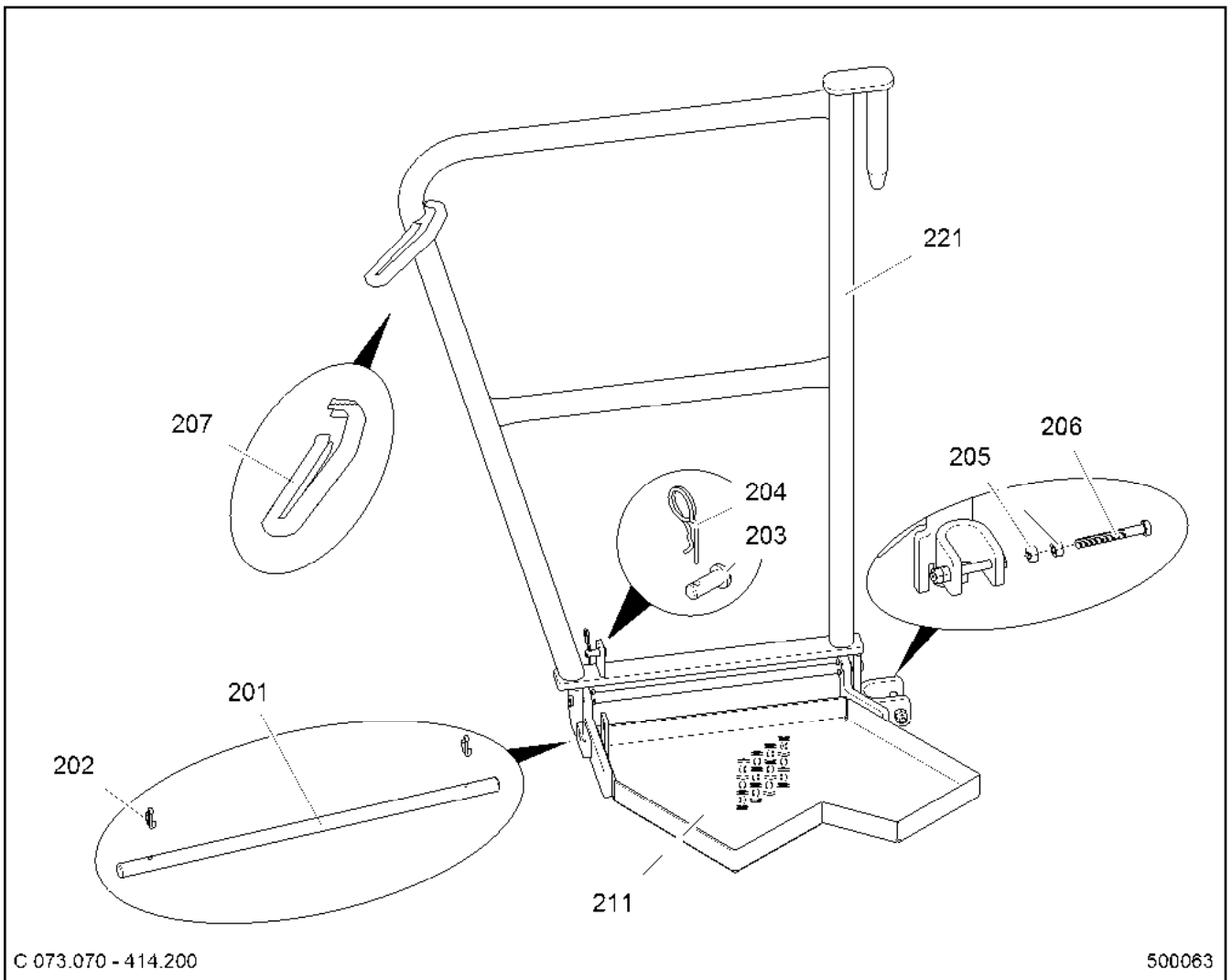
LIEBHERR

LE21035_150ecb8lit_etl_de

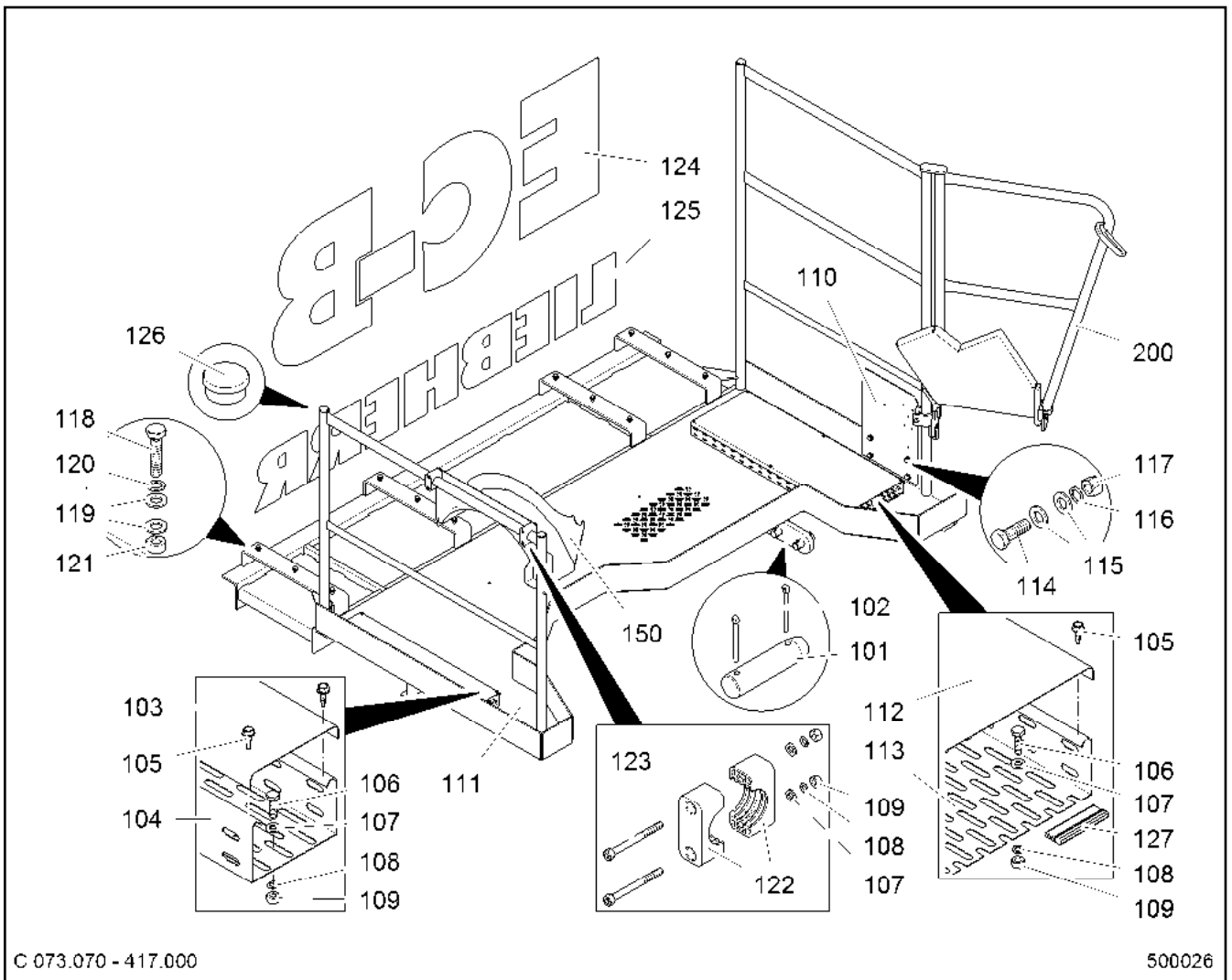
KUGELDREHKRANZ M.VERB.MATERIAL
SWING RING AND FIXING SCREW

100

90 80 325 1



| Pos. | Artikel | Menge | Bezeichnung | Description | Serie | K |
|------|--------------|--------|---------------------------------------|---------------|-------|---|
| 201 | 90 80 363 4 | 1 | BOLZEN LN 16- 16X455X380 F200 S355J2C | PIN | | |
| 202 | 43 30 052 01 | 2 | SPLINT ISO 1234 4X32 ST A3C A3C | SPLIT PIN | | |
| 203 | 93 29 073 01 | 1 | BOLZEN LN 18 F500 10X30X20 S355J2+AR | PIN | | |
| 204 | 43 31 017 01 | 1 | FEDERSTECKER LN 262 2,5X42 VERZ | SPRING PLUG | | |
| 205 | 41 15 047 01 | 2 | SECHSKANTMUTTER ISO 4032 M10 10 A3C | HEX NUT | | |
| 206 | 46 00 307 | 1 | SECHSKANTSCHRAUBE ISO 4017 M10X80 | HEX SCREW | | |
| 207 | 22 60 178 02 | 0.375m | KANTENSCHUTZPROFIL 0 6-8/15X13 SCHW | SECTION | | |
| 211 | 90 80 332 4 | 1 | PLATTFORM C073.070-414.211 | PLATFORM | | |
| 221 | 90 80 332 1 | 1 | GELAENDER C073.070-414.221 | GUARD RAILING | | |



C 073.070 - 417.000

500026

| Pos. | Artikel | Menge | Bezeichnung | Description | Serie | K |
|------|--------------|-------|--------------------------------------|-------------------|-------|---|
| 101 | 90 80 369 8 | 4 | BOLZEN LN 17- 30X120X85 F200 42CRMOS | PIN | | |
| 102 | 43 30 078 01 | 8 | SPLINT ISO 1234 6,3X50 ST A3C A3C | SPLIT PIN | | |
| 103 | 11 49 212 8 | 0.75m | DECKEL 6051340 B=100 | COVER | | |
| 104 | 63 81 100 01 | 0.75m | KABELBAHN | CABLE TRACK | | |
| 105 | 10 81 679 5 | 10 | BOHRSCHRAUBE AENHL.DIN 7504 ST4,8X1 | DRILLING SCREW | | |
| 106 | 40 00 829 | 8 | SECHSKANTSCHRAUBE ISO 4017 M6X20 8. | HEX SCREW | | |
| 107 | 42 00 009 01 | 12 | SCHEIBE ISO 7089 6 200HV A3C A3C | WASHER | | |
| 108 | 42 39 106 01 | 12 | SICHERUNGSSCHEIBE 6,4/10X1,4 VS ZN5/ | LOCK WASHER | | |
| 109 | 41 15 073 01 | 12 | SECHSKANTMUTTER ISO 4032 M6 10 A2C | HEX NUT | | |
| 110 | 90 80 337 1 | 1 | BLECH 4X300X410 C073.070-417.110 | PLATE | | |
| 111 | 90 80 336 1 | 1 | PLATTFORM C073.070-417.111 | PLATFORM | | |
| 112 | 11 49 471 5 | 0.85m | DECKEL 6051383 B=300 | COVER | | |
| 113 | 60 15 007 05 | 0.85m | KABELKANAL 300X60 ST 6055613 | CABLE CHANNEL | | |
| 114 | 40 66 122 | 4 | SECHSKANTSCHRAUBE ISO 4017 M12X35 1 | HEX SCREW | | |
| 115 | 42 00 016 01 | 8 | SCHEIBE ISO 7089 12 200HV A3C A3C | WASHER | | |
| 116 | 42 39 112 01 | 4 | SICHERUNGSSCHEIBE 13/18X2,1 VS ZN5/ | LOCK WASHER | | |
| 117 | 41 15 048 01 | 4 | SECHSKANTMUTTER ISO 4032 M12 10 A3C | HEX NUT | | |
| 118 | 46 00 355 | 12 | SECHSKANTSCHRAUBE ISO 4017 M 10X45 | HEX SCREW | | |
| 119 | 42 00 013 01 | 24 | SCHEIBE ISO 7089 10 200HV A3C A3C | WASHER | | |
| 120 | 42 39 110 01 | 12 | SICHERUNGSSCHEIBE VS 10 ZN5/CN/T2 V | LOCK WASHER | | |
| 121 | 41 15 047 01 | 12 | SECHSKANTMUTTER ISO 4032 M10 10 A3C | HEX NUT | | |
| 122 | 60 20 793 01 | 2 | SCHELLE | CLAMP | | |
| 123 | 40 02 418 | 4 | ZYLINDERSCHRAUBE ISO 4762 M6X65 8.8 | SOCKET HEAD SCREW | | |
| 124 | 96 94 319 01 | 1 | SCHILD SLD64.176AC01 | SIGN | | |
| 125 | 96 13 673 | 1 | AUFKLEBER 32 000 6060 45 1872mmX250 | STICKER | | |
| 126 | 77 90 199 01 | 3 | VERSCHLUSSSTOPFEN | BLANKING PLUG | | |

26.5.2015
500026

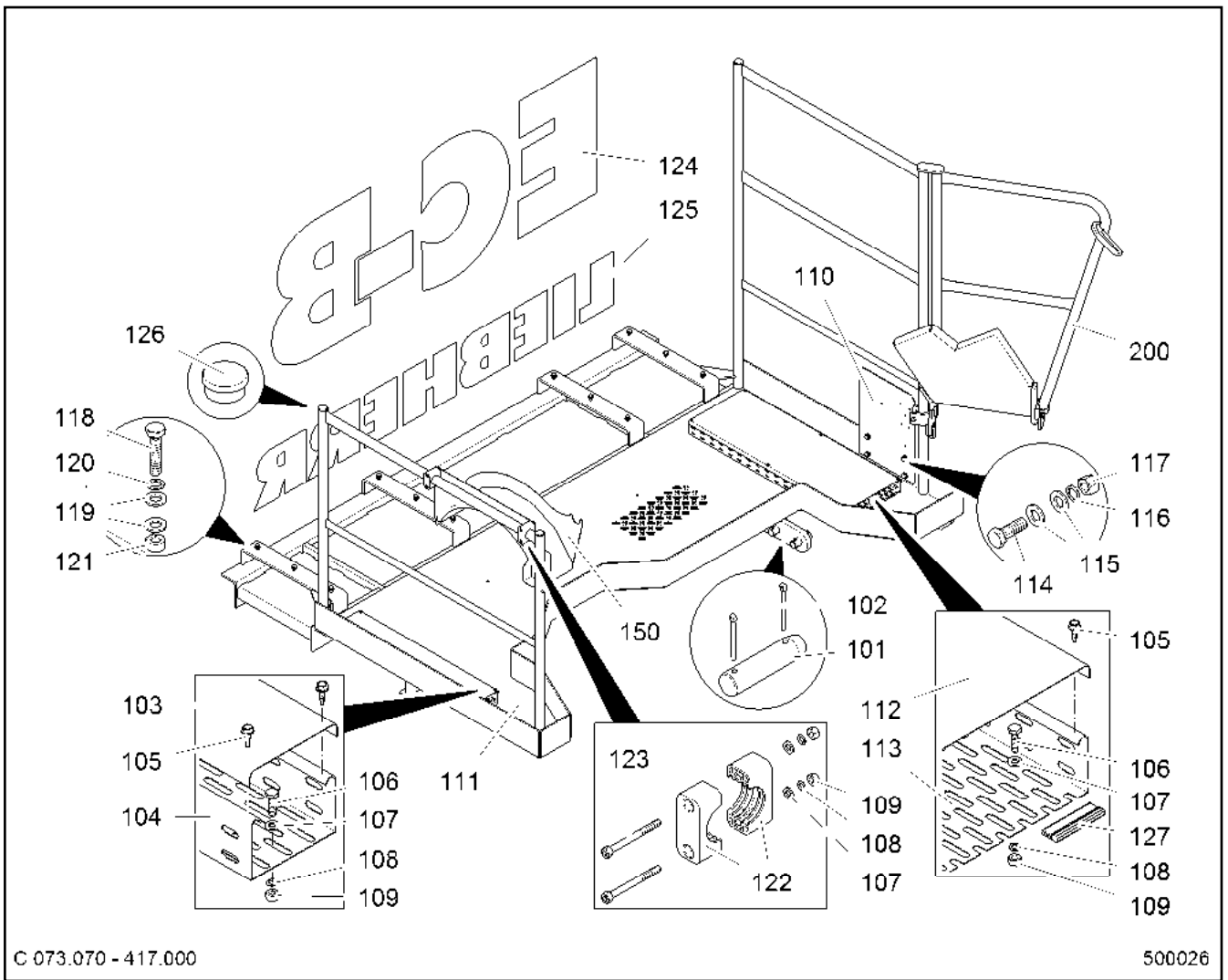
LE21035_150ecb8lit_etl_de

102 (1/2)

LIEBHERR


PLATTFORM
PLATTFORM

90 80 336 0



C 073.070 - 417.000

500026


| Pos. | Artikel | Menge | Bezeichnung | Description | Serie | K |
|------|--------------|-------|---|------------------|-------|---|
| 127 | 26 21 039 08 | 3m | KANTENSCHUTZ 1-2/9,5X6,5 SCHWARZ | EDGE PROTECTION | | |
| 150 | 90 80 364 4 | 1 | SEILAUFLAGE C073.070-417.150 | ROPE SUPPORT | | |
| 200 | 90 80 336 5 | 1 | ARBEITSBUEHNE C073.070-417.200 | WORKING PLATFORM | | |
| | | | ⇒  104 | | | |

26.5.2015
500026

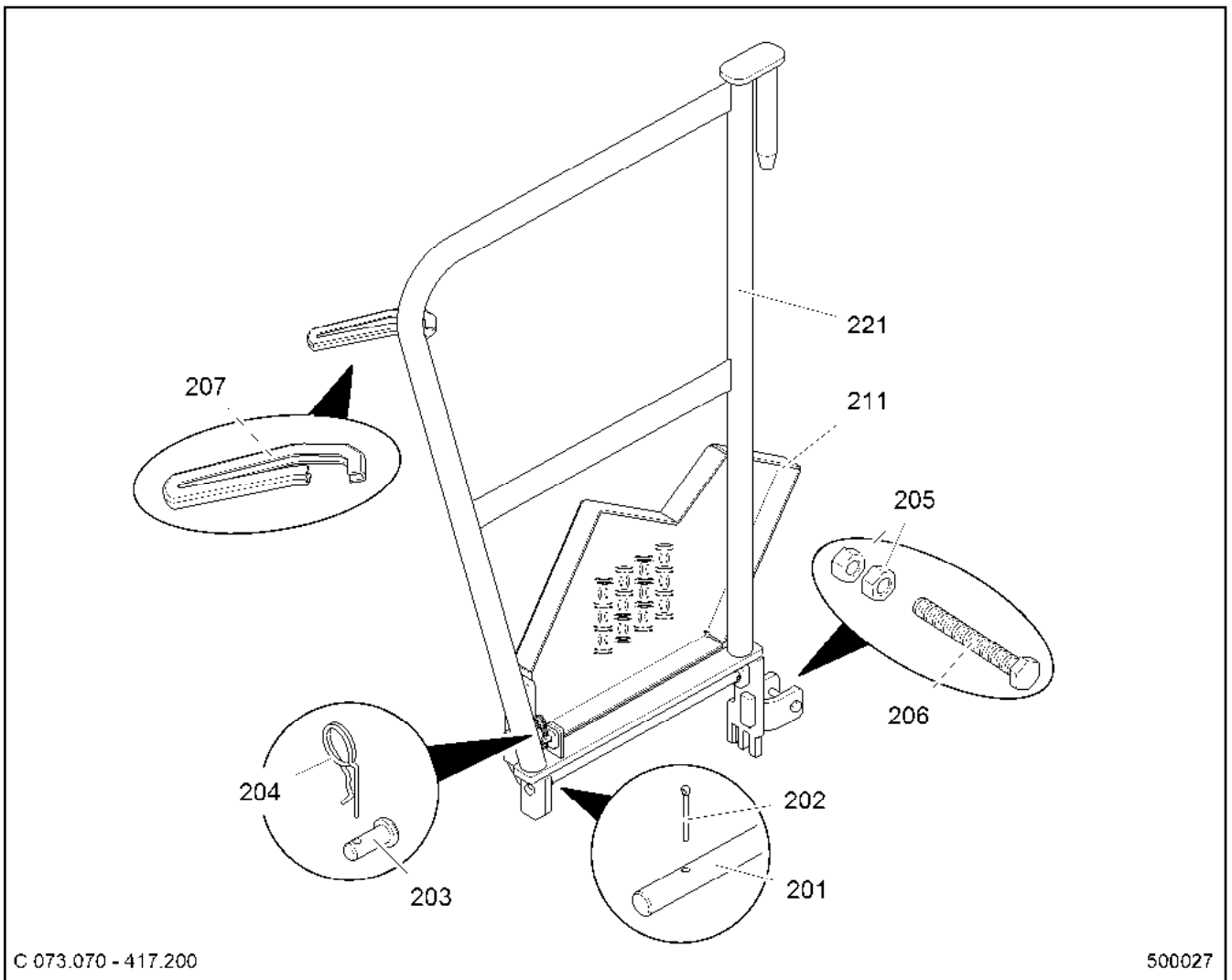
LIEBHERR

LE21035_150ecb8lit_etl_de

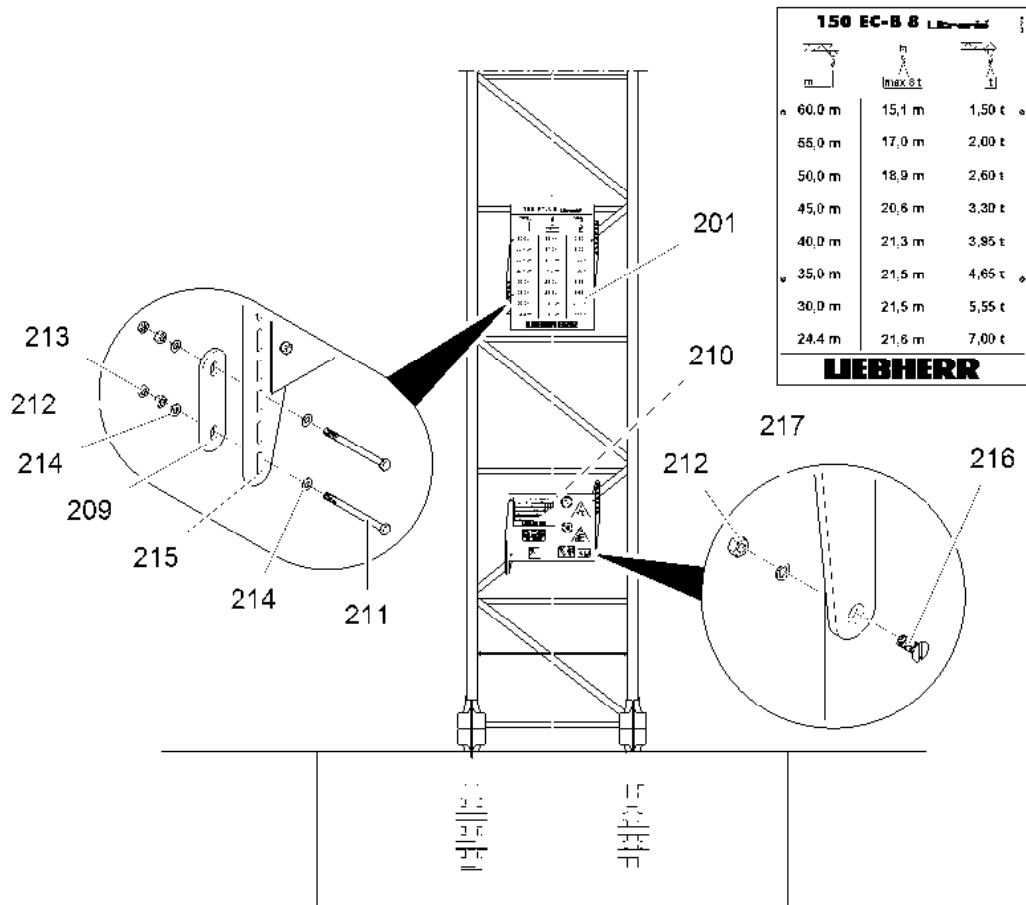
PLATTFORM
PLATTFORM

 103 (2/2)

90 80 336 0




| Pos. | Artikel | Menge | Bezeichnung | Description | Serie | K |
|------|--------------|--------|---------------------------------------|---------------|-------|---|
| 201 | 90 80 363 4 | 1 | BOLZEN LN 16- 16X455X380 F200 S355J2C | PIN | | |
| 202 | 43 30 052 01 | 2 | SPLINT ISO 1234 4X32 ST A3C A3C | SPLIT PIN | | |
| 203 | 93 29 073 01 | 1 | BOLZEN LN 18 F500 10X30X20 S355J2+AR | PIN | | |
| 204 | 43 31 017 01 | 1 | FEDERSTECKER LN 262 2,5X42 VERZ | SPRING PLUG | | |
| 205 | 41 15 047 01 | 2 | SECHSKANTMUTTER ISO 4032 M10 10 A3C | HEX NUT | | |
| 206 | 46 00 307 | 1 | SECHSKANTSCHRAUBE ISO 4017 M10X80 | HEX SCREW | | |
| 207 | 22 60 178 02 | 0.375m | KANTENSCHUTZPROFIL 0 6-8/15X13 SCHW | SECTION | | |
| 211 | 90 80 336 6 | 1 | PLATTFORM C073.070-417.211 | PLATFORM | | |
| 221 | 90 80 336 7 | 1 | GELAENDER C073.070-417.221 | GUARD RAILING | | |



C 073.070 - 851.200

500021

| Pos. | Artikel | Menge | Bezeichnung | Description | Serie | K |
|------|--------------|-------|---|-------------------|-------|---|
| 201 | 90 80 331 9 | 1 | TRAGLASTSCHILD C073.070-851.201 | BURDEN LOAD LABEL | | |
| 209 | 90 11 318 30 | 4 | FIXIERUNG 6X40X147 C063.070-851.209 | FIXATION | | |
| 210 | 90 80 340 2 | 1 | TURMSCHILDER C073.070-851.210 | TOWER LABELS | | |
| | | | ⇒  106 | | | |
| 211 | 46 00 310 | 8 | SECHSKANTSCHRAUBE ISO 4014 M8X100 | HEX SCREW | | |
| 212 | 41 15 046 01 | 16 | SECHSKANTMUTTER ISO 4032 M8 10 A2C | HEX NUT | | |
| 213 | 42 35 004 01 | 8 | SICHERUNGSMUTTER DIN 7967 M 8 FEDE | LOCK NUT | | |
| 214 | 42 00 012 01 | 16 | SCHEIBE ISO 7089 8 200HV A3C A3C | WASHER | | |
| 215 | 90 11 875 30 | 4 | LAGERUNG 8X80X735 C063.070-851.215 | BEARING | | |
| 216 | 40 04 031 05 | 8 | SENKSCHRAUBE ISO 2009 M8X20 4.8 A2C | COUNTERSUNK SCREW | | |
| 217 | 42 39 108 01 | 8 | SICHERUNGSSCHEIBE 8,4/13X1,7 VS 8 ZN5/ | LOCK WASHER | | |

26.5.2015
500021

LIEBHERR

LE21035_150ecb8lit_etl_de

TURMSCHILDER
TOWER LABELS

 105

90 80 339 8

101

112

104

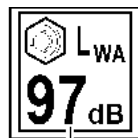
111

150 EC-B 8 Litronic


| h | W | m-g | WINDSTREIFEN | | | | | | | |
|------|---------------|-----|--------------|------|------|------|------|------|------|------|
| m | kg | m-g | 24,4 | 30,0 | 35,0 | 40,0 | 45,0 | 50,0 | 55,0 | 60,0 |
| 63,0 | 2.274 3000 | | 4700 | 3700 | 3070 | 2800 | 2200 | 1840 | 1700 | 1400 |
| 56,0 | 2.474 3100 | | 5320 | 4250 | 3540 | 3210 | 2600 | 2270 | 2000 | |
| 50,0 | 2.674 3200 | | 5880 | 4790 | 4010 | 3420 | 2870 | 2500 | | |
| 45,0 | 2.874 3300 | | 6460 | 5290 | 4440 | 3850 | 3230 | | | |
| 40,0 | 3.074 3400 | | 6910 | 5590 | 4610 | 3950 | | | | |
| 35,0 | 3.274 3500 | | 8380 | 6540 | 5650 | | | | | |
| 30,0 | 3.474 3600 | | 8980 | 6860 | | | | | | |
| 24,4 | 3.874 3800 | | 7000 | | | | | | | |

LIEBHERR

107




109




102



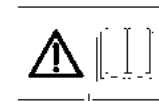
105



103



110



106

C 073.070 - 851.210

500028

| Pos. | Artikel | Menge | Bezeichnung | Description | Serie | K |
|------|--------------|-------|---------------------------------------|-------------------|-------|---|
| 101 | 90 80 332 0 | 1 | TRAGLASTSCHILD C073.070-851.210/101 | BURDEN LOAD LABEL | | |
| 102 | 77 26 192 08 | 1 | SCHILD ISO 7010-W015 200mmX164mm SC | SIGN | | |
| 103 | 10 09 794 9 | 1 | SCHILD 0201 725 00 00 906 SCHWENKBERE | SIGN | | |
| 104 | 10 11 287 2 | 1 | SCHILD DIN 4844-2 Ø100mm UNBEFUGTER | SIGN | | |
| 105 | 77 31 945 14 | 1 | SCHILD BGV Ø100mm ZUTRITT UNBEFUGT | SIGN | | |
| 106 | 96 19 936 | 1 | SCHILD 462 9900 54 120mmX60mm UNFAL | SIGN | | |
| 107 | 77 31 527 01 | 1 | TYPENSCHILD SLD11.21TU02 M1 210mmX11 | TYPE PLATE | | |
| 109 | 93 18 484 01 | 1 | SCHILD SLD09.10AC07 DE 90mmX100mm | SIGN | | |
| 110 | 77 31 488 01 | 1 | SCHILD SLD09.14AC01 140mmX85mm ABST | SIGN | | |
| 111 | 90 11 316 30 | 1 | GRUNDLAGE 2X650X830 C063.070-851.210/ | BASE | | |
| 112 | 44 49 001 01 | 4 | BLINDNIET TRAPEZKOPF 3,2X6 | BLIND RIVET | | |

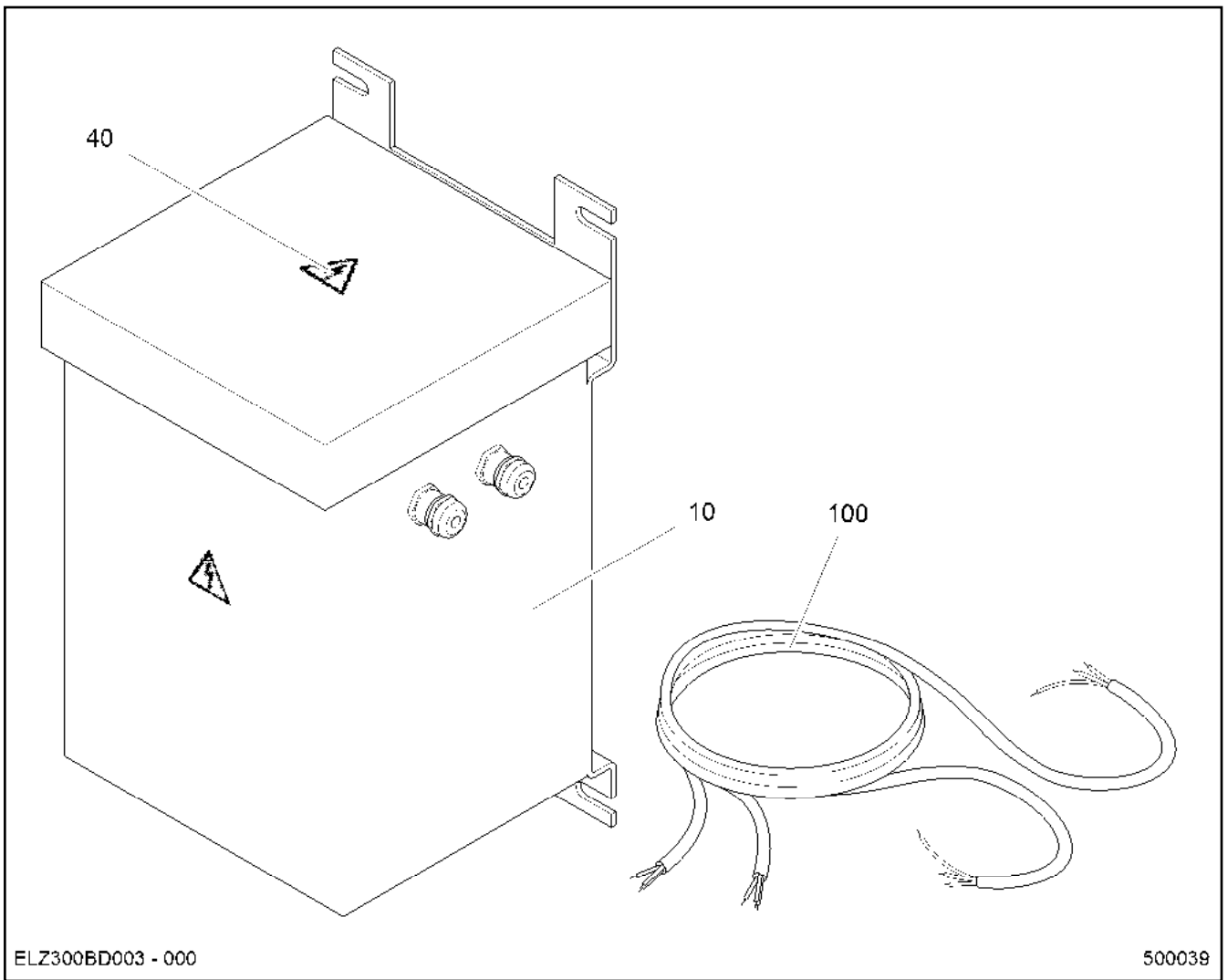
26.5.2015
500028**LIEBHERR**

LE21035_150ecb8lit_etl_de

TURMSCHILDER
TOWER LABELS

106


90 80 340 2




| Pos. | Artikel | Menge | Bezeichnung | Description | Serie | K |
|------|--------------|-------|--------------------------------------|----------------------|-------|---|
| 10 | 11 62 013 4 | 1 | LICHTTRANSFORMATOR BV 7486 EFB UI 15 | LIGHTING TRANSFORMER | | |
| 40 | 63 80 009 01 | 2 | WARNSCHILD 23,5mmX20mm ELEKTRISC | WARNING SIGN | | |
| 100 | 90 80 367 2 | 1 | KABELBAUM ELZ311BT000-000 ⇒ □ 109 | CABLE HARNESS | | |

| | | |
|---------------------|---|--------------------------|
| 26.5.2015 500039 | LE21035_150ecb8lit_etl_de TRAFO TRANSFORMER | □ 107 90 80 348 0 |
|---------------------|---|--------------------------|

OHNE BILD
 WITHOUT ILLUSTRATION
 SANS ILLUSTRATION
 SIN ILUSTRACION
 БЕЗ ИЗОБРАЖЕНИЯ

| Pos. | Artikel | Menge | Bezeichnung | Description | Serie | K |
|------|--------------|-------|--|-------------------|-------|---|
| 101 | 90 07 187 30 | 1 | TRAGLASTSCHILD 1500 SLD25.55LA15 | BURDEN LOAD LABEL | | |
| 102 | 90 07 252 30 | 1 | TRAGLASTSCHILD SLD25.55LA25 550mmX | BURDEN LOAD LABEL | | |
| 103 | 90 11 545 30 | 1 | TRAGLASTSCHILD 2600 SLD25.55LA37 | BURDEN LOAD LABEL | | |
| 105 | 90 11 551 30 | 1 | TRAGLASTSCHILD 3300 SLD25.55LA51 | BURDEN LOAD LABEL | | |
| 106 | 90 80 352 8 | 1 | TRAGLASTSCHILD 3950 SLD25.55LA64 | BURDEN LOAD LABEL | | |
| 107 | 90 11 559 30 | 1 | TRAGLASTSCHILD 4650 SLD25.55LA78 | BURDEN LOAD LABEL | | |
| 108 | 90 80 353 1 | 1 | TRAGLASTSCHILD 5550 SLD25.55LA96 | BURDEN LOAD LABEL | | |
| 109 | 90 80 353 2 | 1 | TRAGLASTSCHILD 7000 SLD25.55LA125 | BURDEN LOAD LABEL | | |
| 110 | 90 80 044 0 | 1 | TRAGLASTSCHILD 8000 SLD25.55LA145 | BURDEN LOAD LABEL | | |
| 200 | 90 11 109 30 | 4 | SCHILDERHALTER C062.070-851.150/200 C | PLATE MOUNTING | | |
| | | | ⇒  36 | | | |

| | | |
|---------------------|---|--|
| 26.5.2015 000001 | LE21035_150ecb8lit_etl_de TRAGF.SCHILDER |  108 90 80 352 9 |
|---------------------|---|--|

LIEBHERR

OHNE BILD
WITHOUT ILLUSTRATION
SANS ILLUSTRATION
SIN ILUSTRACION
БЕЗ ИЗОБРАЖЕНИЯ

| Pos. | Artikel | Menge | Bezeichnung | Description | Serie | K |
|------|--------------|-------|-------------|---------------|-------|---|
| 101 | 60 03 511 01 | 6m | FLEXLEITUNG | FLEXIBLE LEAD | | |
| 102 | 60 03 511 01 | 6m | FLEXLEITUNG | FLEXIBLE LEAD | | |

26.5.2015
000001

LIEBHERR

LE21035_150ecb8lit_etl_de

KABELBAUM
CABLE HARNESS

109

90 80 367 2


OHNE BILD

WITHOUT ILLUSTRATION

SANS ILLUSTRATION

SIN ILUSTRACION

БЕЗ ИЗОБРАЖЕНИЯ

| Pos. | Artikel | Menge | Bezeichnung | Description | Serie | K |
|------|--------------|-------|--|-----------------|-------|---|
| 1692 | 90 00 650 7 | 1 | DISPLAY 4017-4445-5445-644 | DISPLAY | | |
| 1693 | 90 11 600 30 | 1 | HALTEBUEGEL C062.070-535.200 ⇒  39 | HOLDING BRACKET | | |
| 1695 | 42 39 106 01 | 4 | SICHERUNGSSCHEIBE 6,4/10X1,4 VS ZN5/ | LOCK WASHER | | |
| 1696 | 41 34 300 13 | 4 | FLANSCHMUTTER ISO 1661 M6 A4-70 | FLANGE NUT | | |

26.5.2015
000001

LIEBHERR

LE21035_150ecb8lit_etl_de

DISPLAY
DISPLAY

 110

90 80 367 6

OHNE BILD

WITHOUT ILLUSTRATION

SANS ILLUSTRATION

SIN ILUSTRACION

БЕЗ ИЗОБРАЖЕНИЯ

| Pos. | Artikel | Menge | Bezeichnung | Description | Serie | K |
|------|--------------|-------|---|------------------|-------|---|
| 10 | 10 00 242 0 | 1 | KABELTUELLE | CABLE SLEEVE | | |
| 11 | 10 00 241 0 | 1 | STECKER BNC-STECKER | PLUG | | |
| 15 | 60 03 743 01 | 5.3 | KABEL | CABLE | | |
| 16 | 10 16 780 6 | 1 | STIFTKONTAKT 10A | PIN CONTACT | | |
| 17 | 60 56 084 01 | 1 | CRIMPKONTAKT 1,6mm 1,0mm ² 10A | CRIMPING CONTACT | | |
| 20 | 60 56 421 01 | 1 | STECKER 500V 1-POL 910HM 93 Ohm | PLUG | | |
| 25 | 60 56 420 01 | 1 | STECKER BNC HF 1-POL 500V | PLUG | | |

26.5.2015
000001

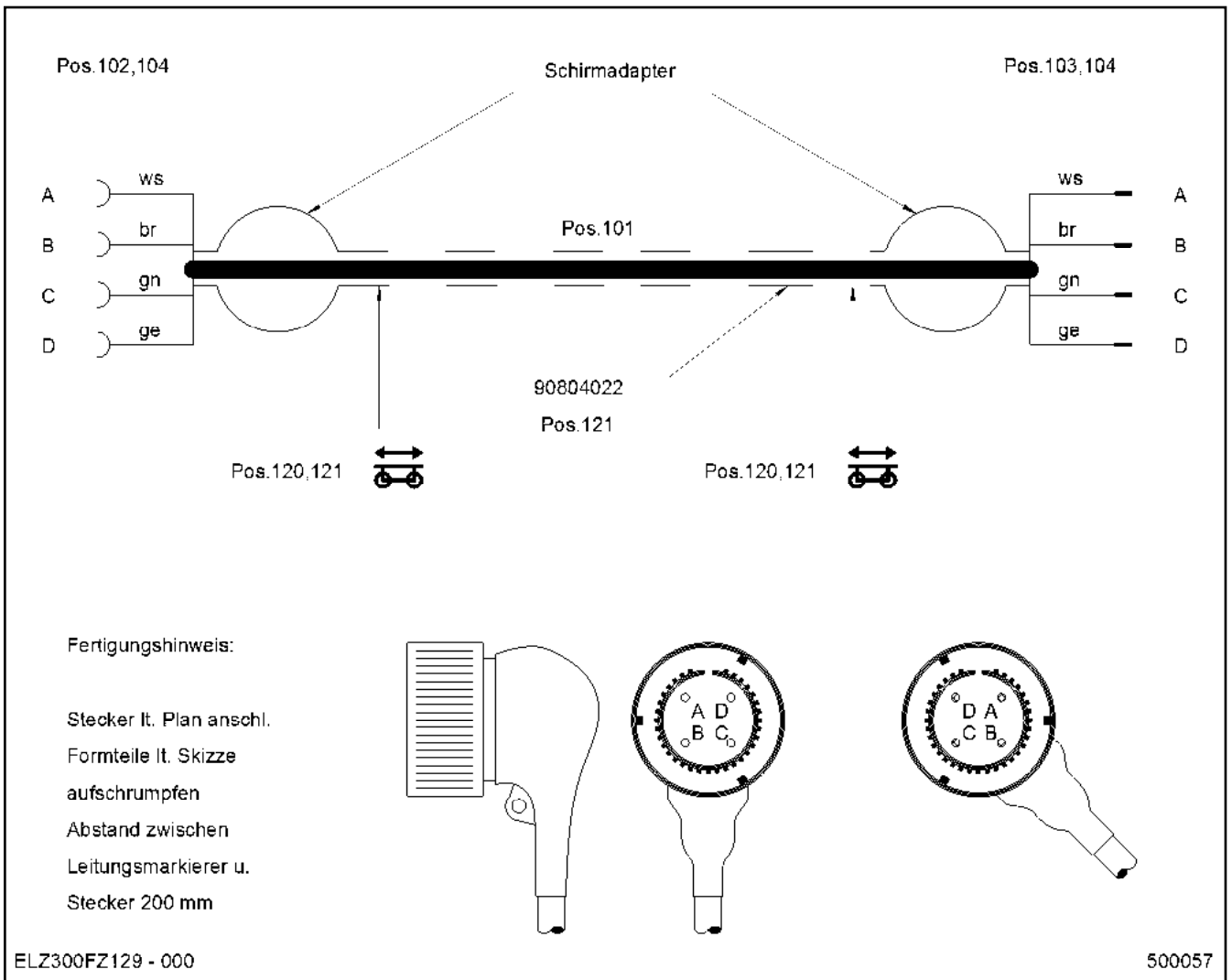
LIEBHERR

LE21035_150ecb8lit_etl_de

STEUERLEITUNG
CONTROL LEAD

111

90 80 371 6



| Pos. | Artikel | Menge | Bezeichnung | Description | Serie | K |
|------|--------------|-------|----------------------------------|---------------------|-------|---|
| 101 | 60 02 541 01 | 9m | ELEKTROKABEL ABGESCHIRMT | ELECTRIC CABLE | | |
| 102 | 60 54 050 01 | 1 | KUPPLUNGSDOSE 4-POL 22A | COUPLING SOCKET | | |
| 103 | 60 50 340 01 | 1 | STECKER CANNON-STECKER 4-POL 22A | PLUG | | |
| 104 | 60 30 054 01 | 2 | FORMTEIL 31mm/4,3:1 | MOULDING | | |
| 120 | 60 27 860 01 | 0 | LEITUNGSMARKIERER | LINE MARKER | | |
| 121 | 60 30 072 01 | 3 | SCHRUMPFSCHLAUCH 9,5mm/2:1 | HEATSHRINK SLEEVING | | |

26.5.2015
500057

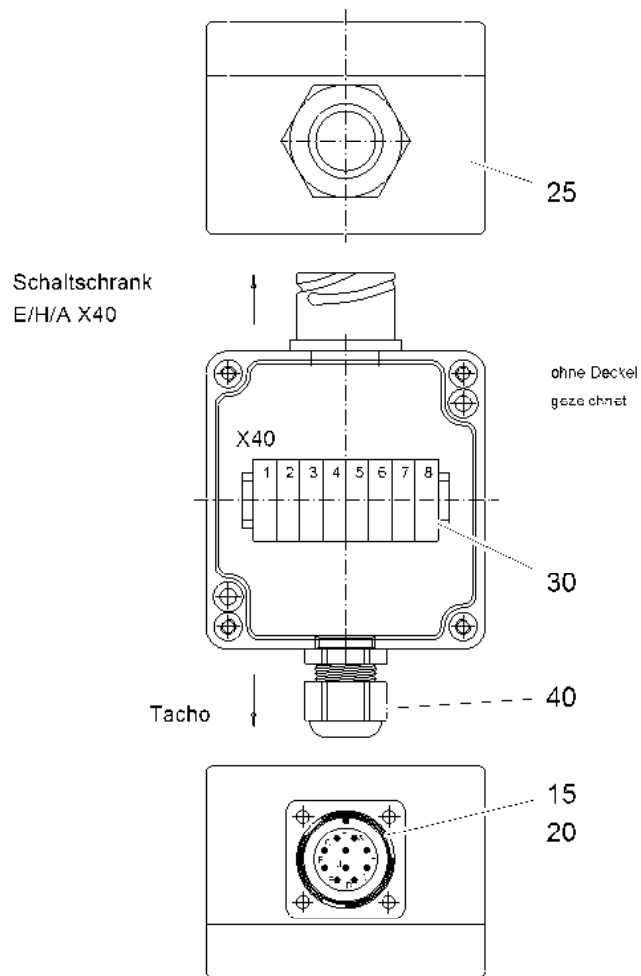
LIEBHERR

LE21035_150ecb8lit_etl_de

STEUERLEITUNG
CONTROL LEAD

112

90 80 402 2



ELZ300VA000 - 000

500395

| Pos. | Artikel | Menge | Bezeichnung | Description | Serie | K |
|------|--------------|-------|---------------------------------------|-------------------|-------|---|
| 15 | 10 02 764 5 | 1 | EINBAUSTECKER MIL-C 5015 STIFT 10-POL | BUILT-IN PLUG | | |
| 16 | 40 00 996 | 3 | ZYLINDERSCHRAUBE ISO 4762 M4X10 8.8 | SOCKET HEAD SCREW | | |
| 17 | 46 00 387 | 1 | ZYLINDERSCHRAUBE ISO 4762 M 4X12 8.8 | SOCKET HEAD SCREW | | |
| 20 | 60 56 504 01 | 1 | DICHTUNG | SEAL | | |
| 25 | 93 94 015 01 | 1 | KLEMMKASTEN E00.0080X601/149 | TERMINAL BOX | | |
| 26 | 40 42 005 01 | 2 | ZYLINDERSCHRAUBE ISO 4762 M4X16 8.8 V | SOCKET HEAD SCREW | | |
| 30 | 63 61 258 01 | 8 | KLEMME 0,2-6 mm ² | TERMINAL/CLAMP | | |
| 40 | 10 04 515 5 | 1 | KABELVERSCHRAUBUNG M16X1,5/4,5-9 M | CABLE GLAND | | |

26.5.2015
500395

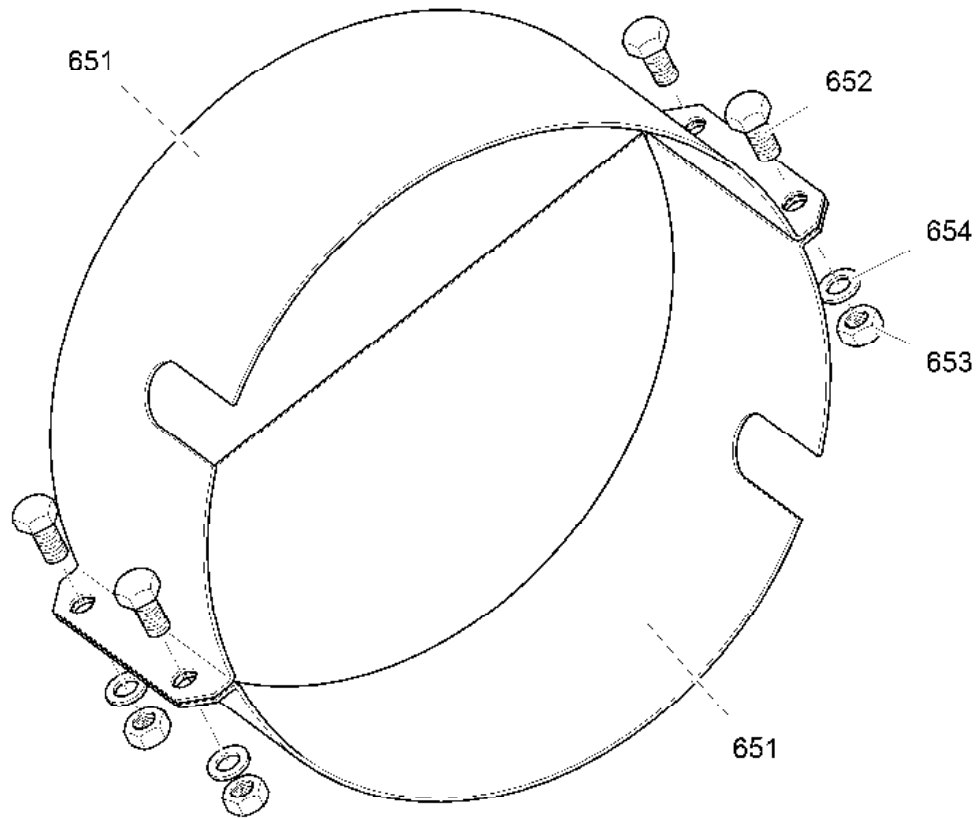
LIEBHERR

LE21035_150ecb8lit_etl_de

VERTEILER
DISTRIBUTOR

113

90 80 414 0



C 073.070 - 962.650

500196

| Pos. | Artikel | Menge | Bezeichnung | Description | Serie | K |
|------|--------------|-------|--------------------------------------|-------------|-------|---|
| 651 | 90 80 608 6 | 2 | SCHUTZ C073.070-962.651 | PROTECTION | | |
| 652 | 40 65 060 | 4 | SECHSKANTSCHRAUBE ISO 4017 M5X10 8. | HEX SCREW | | |
| 653 | 41 15 043 01 | 4 | SECHSKANTMUTTER ISO 4032 M5 8 A2C A2 | HEX NUT | | |
| 654 | 42 39 105 01 | 4 | SICHERUNGSSCHEIBE VS 5 ZN5/CN/T2 ZN | LOCK WASHER | | |

26.5.2015
500196

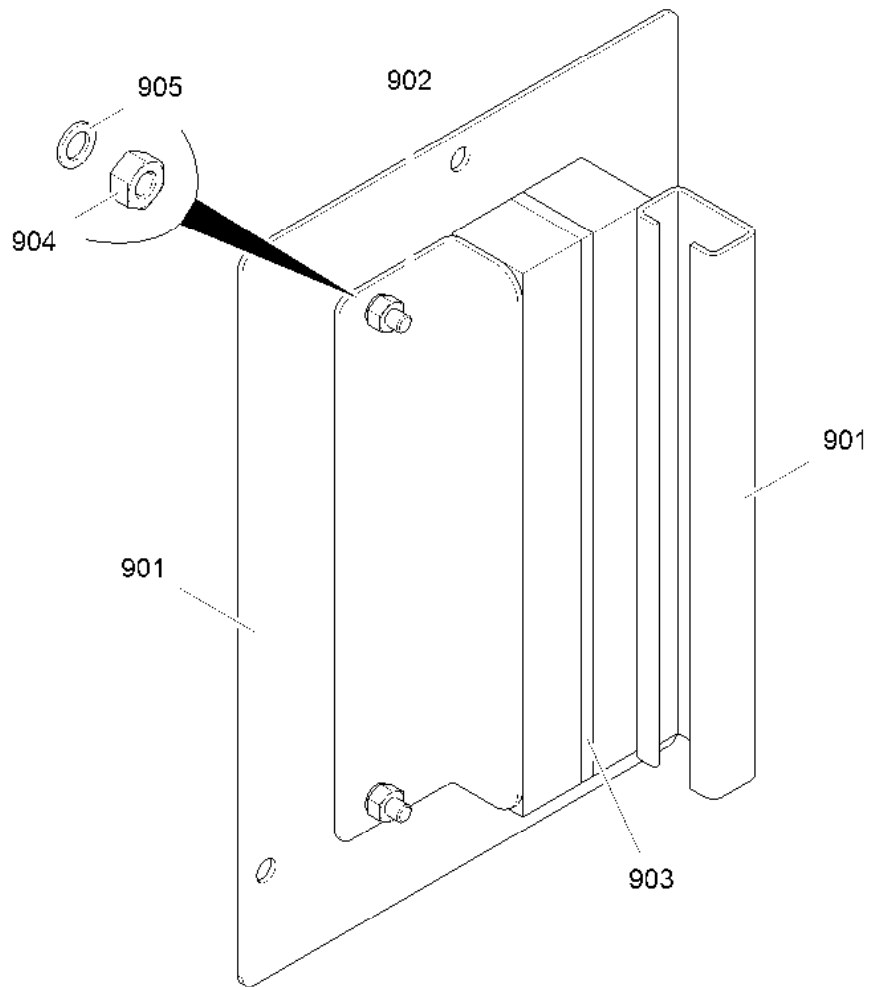
LE21035_150ecb8lit_etl_de

114

LIEBHERR

SCHUTZ
PROTECTION

90 80 608 5



C 073.070 - 535.900

500433

| Pos. | Artikel | Menge | Bezeichnung | Description | Serie | K |
|------|--------------|-------|--------------------------------------|-------------------------|-------|---|
| 901 | 90 80 643 3 | 1 | BLECH C073.070-535.901 | PLATE | | |
| 902 | 90 80 643 7 | 1 | BLECH C073.070-535.902 2X76X200 | PLATE | | |
| 903 | 26 21 126 01 | 0.4m | GUMMIKLEMMPROFIL | RUBBER CLAMPING PROFILE | | |
| 904 | 41 15 073 01 | 2 | SECHSKANTMUTTER ISO 4032 M6 10 A2C | HEX NUT | | |
| 905 | 42 39 106 01 | 2 | SICHERUNGSSCHEIBE 6,4/10X1,4 VS ZN5/ | LOCK WASHER | | |

26.5.2015
500433

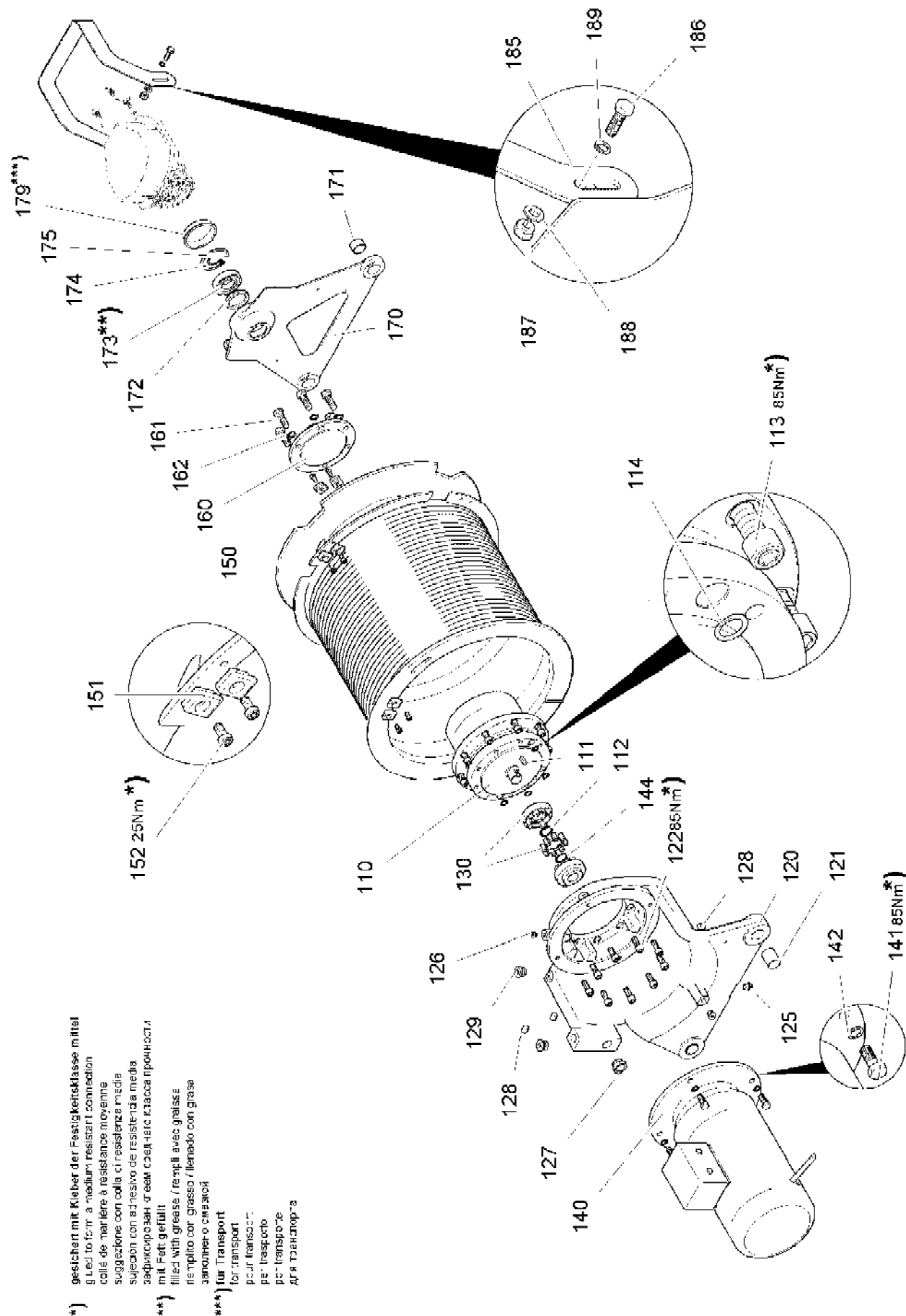
LIEBHERR

LE21035_150ecb8lit_etl_de

NACHRUESTSATZ
ADDITIONAL KIT

115

90 80 643 2



KAW160MZ002-650.000 (2.0)

300883

26.5.2015
300883

LIEBHERR

LE21035_150ecb8lit_etl_de

KATZFAHRWERK
TROLLEY TRAVEL GEAR


□ 116 (1/2)

93 19 635 01

| Pos. | Artikel | Menge | Bezeichnung | Description | Serie | K |
|------|--------------|-------|---|---------------------------|-------|---|
| 110 | 10 00 622 7 | 1 | PLANETENGETRIEBE I=53,0 2500Nm ⇒  3 | PLANETARY GEARBOX | | |
| 111 | 43 41 264 01 | 1 | PASSFEDER DIN 6885 AB 8X7X22 | FITTING KEY | | |
| 112 | 10 17 157 6 | 1 | SICHERUNGSRING DIN 471 28X1,5 FLZNNC | LOCKING RING | | |
| 113 | 40 42 120 08 | 9 | ZYLINDERSCHRAUBE ISO 4762 M 12X40 8.8 | SOCKET HEAD SCREW | | |
| 114 | 72 64 267 01 | 4 | O-RING 14X2 NBR 70 | O-RING | | |
| 120 | 93 85 943 01 | 1 | ABSTUETZUNG KAW160MZ001-650.120 GR | OUTRIGGER | | |
| 121 | 70 43 130 01 | 2 | BUCHSE 30X34X40 B09 | BUSHING | | |
| 122 | 40 42 032 | 9 | ZYLINDERSCHRAUBE ISO 4762 M12X30 8.8 | SOCKET HEAD SCREW | | |
| 125 | 73 63 125 | 2 | VERSCHRAUBUNG VSTI M14X1,5 ED CR6-F | FLANGE JOINT | | |
| 126 | 47 75 105 01 | 1 | VERSCHLUSSSCHRAUBE VSTI M10X1 ED | SCREW PLUG | | |
| 127 | 77 43 221 01 | 1 | OELSCHAUGLAS LEICHTMETALL | OIL LEVEL SIGHT GLASS | | |
| 128 | 77 90 404 01 | 3 | DICHTSTOPFEN | SEALING PLUG | | |
| 129 | 73 61 961 | 2 | VERSCHLUSSSCHRAUBE VSTI M22X1,5 ED | SCREW PLUG | | |
| 130 | 10 16 625 4 | 1 | KUPPLUNG 60NM POLY-NORM AR 32 41148 | COUPLING | | |
| 140 | 10 19 351 0 | 1 | MOTOR B5 5,5kW 400/230V 50/120Hz | MOTOR | | |
| 141 | 49 00 161 | 4 | SECHSKANTSCHRAUBE ISO 4017 M12X30 | HEX SCREW | | |
| 142 | 42 39 112 01 | 4 | SICHERUNGSSCHEIBE 13/18X2,1 VS ZN5/ | LOCK WASHER | | |
| 143 | 43 41 264 01 | 1 | PASSFEDER DIN 6885 AB 8X7X22 | FITTING KEY | | |
| 144 | 10 17 157 6 | 1 | SICHERUNGSRING DIN 471 28X1,5 FLZNNC | LOCKING RING | | |
| 150 | 93 85 951 01 | 1 | SEILTROMMEL KAW160MZ001-650.150 Seil | ROPE DRUM | | |
| 151 | 98 34 755 01 | 6 | KLEMMSTUECK KAW160KV006-652.125 | CLAMPING PIECE | | |
| 152 | 49 01 007 | 6 | ZYLINDERSCHRAUBE DIN 6912 M8X16 8.8 | SOCKET HEAD SCREW | | |
| 160 | 93 85 952 01 | 1 | LAGERFLANSCH KAW160MZ001-650.160 | BEARING FLANGE | | |
| 161 | 49 00 204 | 6 | SECHSKANTSCHRAUBE ISO 4017 M12X35 | HEX SCREW | | |
| 162 | 42 39 112 01 | 6 | SICHERUNGSSCHEIBE 13/18X2,1 VS ZN5/ | LOCK WASHER | | |
| 170 | 93 85 953 01 | 1 | ABSTUETZUNG KAW160MZ001-650.170 GR | OUTRIGGER | | |
| 171 | 70 43 168 01 | 2 | BUCHSE 30/34X20 | BUSHING | | |
| 172 | 71 00 473 01 | 1 | RADIALWELLENDICHRING DIN 3760 AS 4 | ROTARY SHAFT LIP SEAL | | |
| 173 | 74 60 004 01 | 1 | PENDELROLLENLAGER DIN 635 35X72X17 | SELF-ALIGNING ROLLER BEAR | | |
| 174 | 10 17 157 9 | 1 | SICHERUNGSRING DIN 471 35X1,5 FLZNNC | LOCKING RING | | |
| 175 | 10 17 162 8 | 1 | SICHERUNGSRING DIN 472 72X2,5 FLZNNC | LOCKING RING | | |
| 179 | 77 90 208 01 | 1 | KEGELSTOPFEN | CONICAL PLUG | | |
| 181 | 86 10 133 01 | 1.1l | GETRIEBEOEL AVILUB VSG/220 /210 I/FASS | GEAR OIL | | |
| 185 | 93 87 120 01 | 1 | SCHUTZ KAW160MZ001-650.175 4X199X705 | PROTECTION | | |
| 186 | 40 00 828 | 2 | SECHSKANTSCHRAUBE ISO 4017 M10X30 | HEX SCREW | | |
| 187 | 41 19 024 01 | 2 | SECHSKANTMUTTER DIN 985 M10 8 A3C A3 | HEX NUT | | |
| 188 | 42 29 913 | 2 | SICHERUNGSSCHEIBE 10,5/16X2 VS 10 ZN | LOCK WASHER | | |
| 189 | 42 00 013 01 | 2 | SCHEIBE ISO 7089 10 200HV A3C A3C | WASHER | | |

26.5.2015

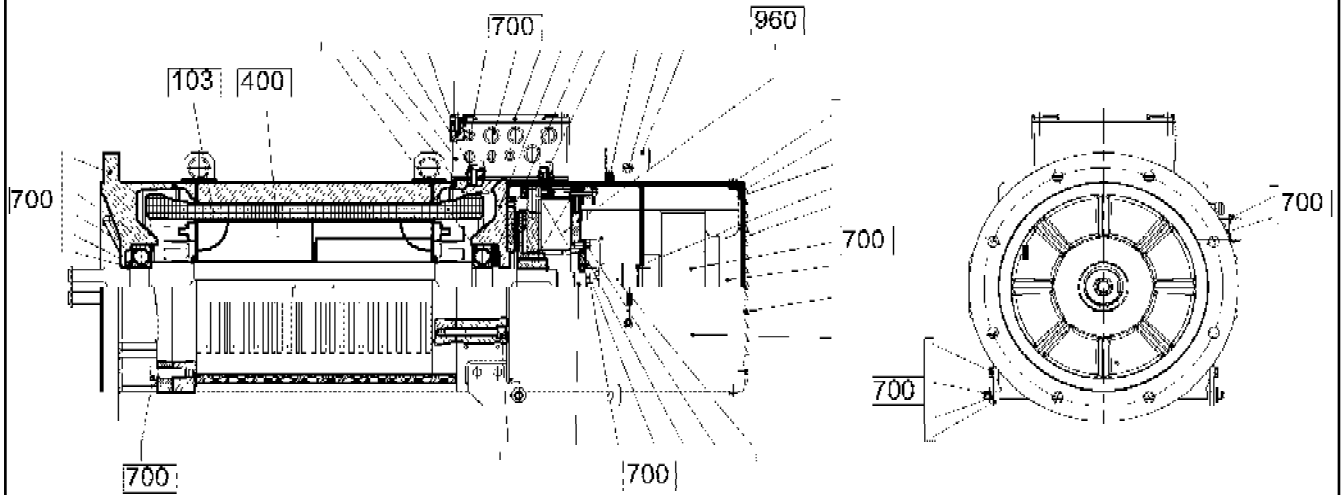
LE21035_150ecb8lit_etl_de

 117 (2/2)

LIEBHERR

KATZFAHRWERK
TROLLEY TRAVEL GEAR

93 19 635 01



E12.0881X000/150

305723

| Pos. | Artikel | Menge | Bezeichnung | Description | Serie | K |
|------|--------------|-------|-------------------------------------|----------------|-------|---|
| 103 | 97 59 126 01 | 1 | STATOR E12.0880X802/001 4POL.PL=340 | STATOR | | |
| 400 | 93 24 123 01 | 1 | ROTOR E12.0881X910/001 4POL.PL=350 | ROTOR | | |
| | | | ⇒ □ 122 | | | |
| 700 | 93 24 124 01 | 1 | MONTAGETEILE E12.0800X990/006 | MOUNTING PARTS | | |
| | | | ⇒ □ 123 | | | |
| 960 | 10 16 840 0 | 1 | BREMSE 800Nm -103V 469W | BRAKE | | |
| | | | ⇒ □ 14 | | | |

26.5.2015
305723

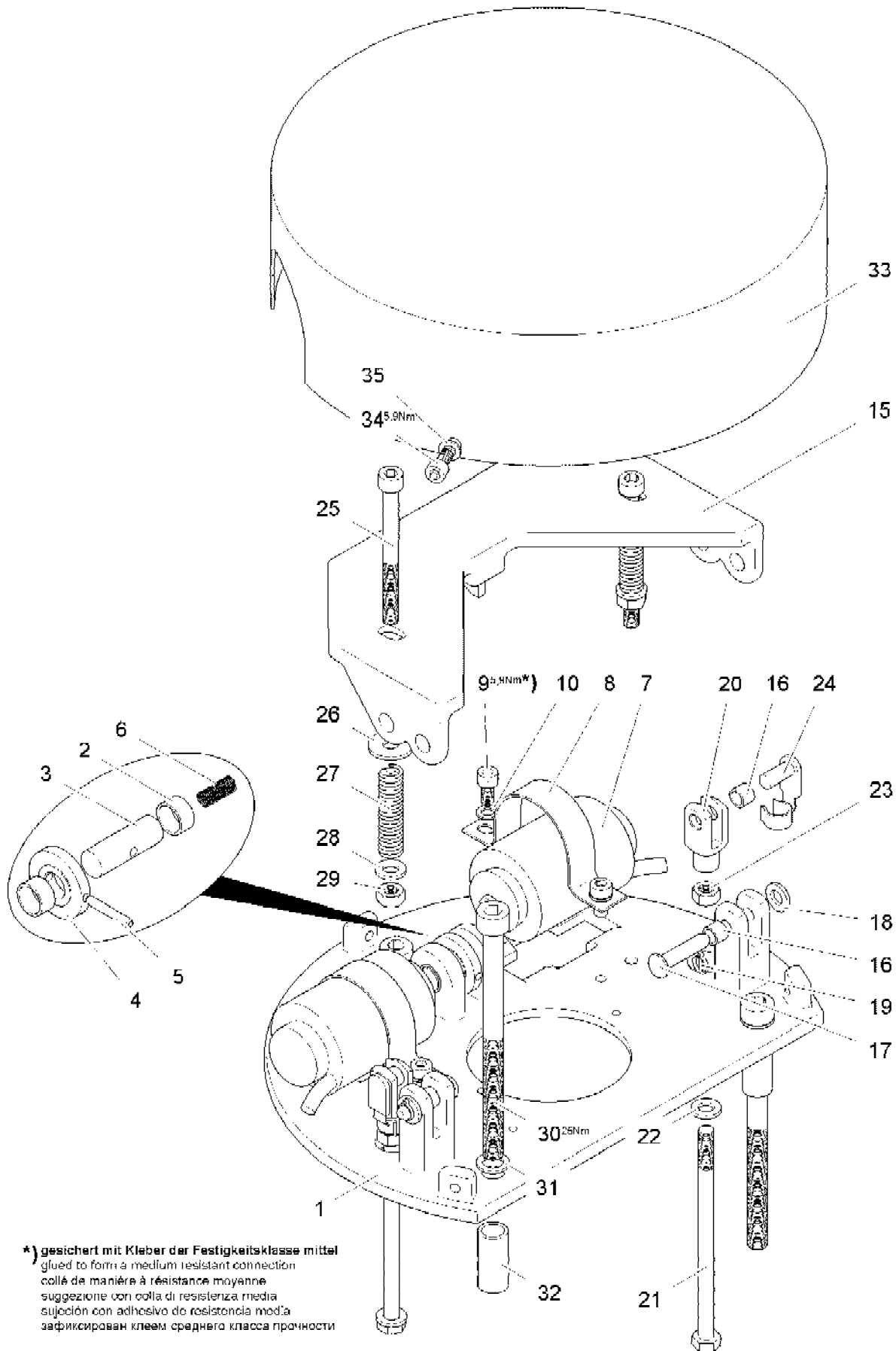
LIEBHERR

LE21035_150ecb8lit_etl_de

MOTOR
MOTOR

□ 118

93 23 058 01



*) gesichert mit Kleber der Festigkeitsklasse mittel
 glued to form a medium resistant connection
 collé de manière à résistance moyenne
 suggezione con colla di resistenza media
 sujeción con adhesivo de resistencia media
 зафиксирован клеем среднего класса прочности

E21.0500X992/102 (2.0)

300399

26.5.2015
300399

LIEBHERR

LE21035_150ecb8lit_etl_de

WINDFREISTELLUNG
FREE JIB SLEWING

119 (1/2)

93 23 524 01

| Pos. | Artikel | Menge | Bezeichnung | Description | Serie | K |
|------|--------------|-------|---|-------------------|-------|---|
| 2 | 10 02 213 7 | 2 | BUCHSE 10X12X6 624 010 06 | BUSHING | | |
| 3 | 93 23 527 01 | 1 | BOLZEN 10X30X15,5 E00.0010X331/035 | PIN | | |
| 4 | 93 23 528 01 | 1 | SCHEIBE E00.0025X316/103 | WASHER | | |
| 5 | 43 20 006 01 | 1 | SPANNSTIFT ISO 8752 3X20 ST GEOMET32 | DOWEL PIN | | |
| 6 | 10 02 213 9 | 1 | DRUCKFEDER 0,4X5X24,7 X12CRNI177 VD-0 | PRESSURE SPRING | | |
| 7 | 10 01 844 2 | 2 | ELEKTROMAGNET 24V DC 15%ED 58W GHT | ELECTROMAGNET | | |
| 8 | 10 01 796 2 | 2 | BEFESTIGUNGSSCHELLE 37MM 1018 361 | FASTENING CLAMP | | |
| 9 | 40 01 521 | 4 | ZYLINDERSCHRAUBE ISO 4762 M5X10 8.8 | SOCKET HEAD SCREW | | |
| 10 | 42 39 105 01 | 4 | SICHERUNGSSCHEIBE VS 5 ZN5/CN/T2 ZN | LOCK WASHER | | |
| 15 | 93 23 529 01 | 1 | HEBEL E00.0000X335/004-000 E00.0000X335 | LEVER | | |
| 16 | 10 02 213 8 | 4 | BUCHSE 6X8X6 624 006 06 | BUSHING | | |
| 17 | 10 02 214 4 | 2 | BOLZEN EN 22341 B6X26X1,6 ST VERZ | PIN | | |
| 18 | 42 00 009 01 | 2 | SCHEIBE ISO 7089 6 200HV A3C A3C | WASHER | | |
| 19 | 43 30 016 01 | 2 | SPLINT ISO 1234 1,6X14 ST A3C | SPLIT PIN | | |
| 20 | 72 51 001 01 | 2 | GABELKOPF DIN 71752 VERZ | YOKE | | |
| 21 | 46 00 731 | 2 | SECHSKANTSCHRAUBE ISO 4014 M6X100 | HEX SCREW | | |
| 22 | 42 00 009 01 | 2 | SCHEIBE ISO 7089 6 200HV A3C A3C | WASHER | | |
| 23 | 41 15 073 01 | 2 | SECHSKANTMUTTER ISO 4032 M6 10 A2C | HEX NUT | | |
| 24 | 10 04 031 8 | 2 | BOLZEN DIN 82101 G 6X12 VERZ | PIN | | |
| 25 | 40 02 418 | 2 | ZYLINDERSCHRAUBE ISO 4762 M6X65 8.8 | SOCKET HEAD SCREW | | |
| 26 | 42 18 007 01 | 2 | SCHEIBE ISO 7093-1 6 200HV ST VERZ VER | WASHER | | |
| 27 | 10 02 214 1 | 2 | DRUCKFEDER 1,25X8X58 X12CRNI177 VD-1 | PRESSURE SPRING | | |
| 28 | 42 00 009 01 | 2 | SCHEIBE ISO 7089 6 200HV A3C A3C | WASHER | | |
| 29 | 41 15 073 01 | 2 | SECHSKANTMUTTER ISO 4032 M6 10 A2C | HEX NUT | | |
| 30 | 46 00 236 | 3 | ZYLINDERSCHRAUBE ISO 4762 M8X110 8.8 | SOCKET HEAD SCREW | | |
| 31 | 42 39 108 01 | 3 | SICHERUNGSSCHEIBE 8,4/13X1,7 VS 8 ZN5/ | LOCK WASHER | | |
| 32 | 93 25 555 01 | 3 | HUELSE 9X12X26 E00.0012X337/014 | SLEEVE | | |
| 33 | 93 23 530 01 | 1 | HAUBE E00.0000X365/038 | HOOD | | |
| 34 | 40 01 521 | 3 | ZYLINDERSCHRAUBE ISO 4762 M5X10 8.8 | SOCKET HEAD SCREW | | |
| 35 | 42 39 105 01 | 3 | SICHERUNGSSCHEIBE VS 5 ZN5/CN/T2 ZN | LOCK WASHER | | |

26.5.2015

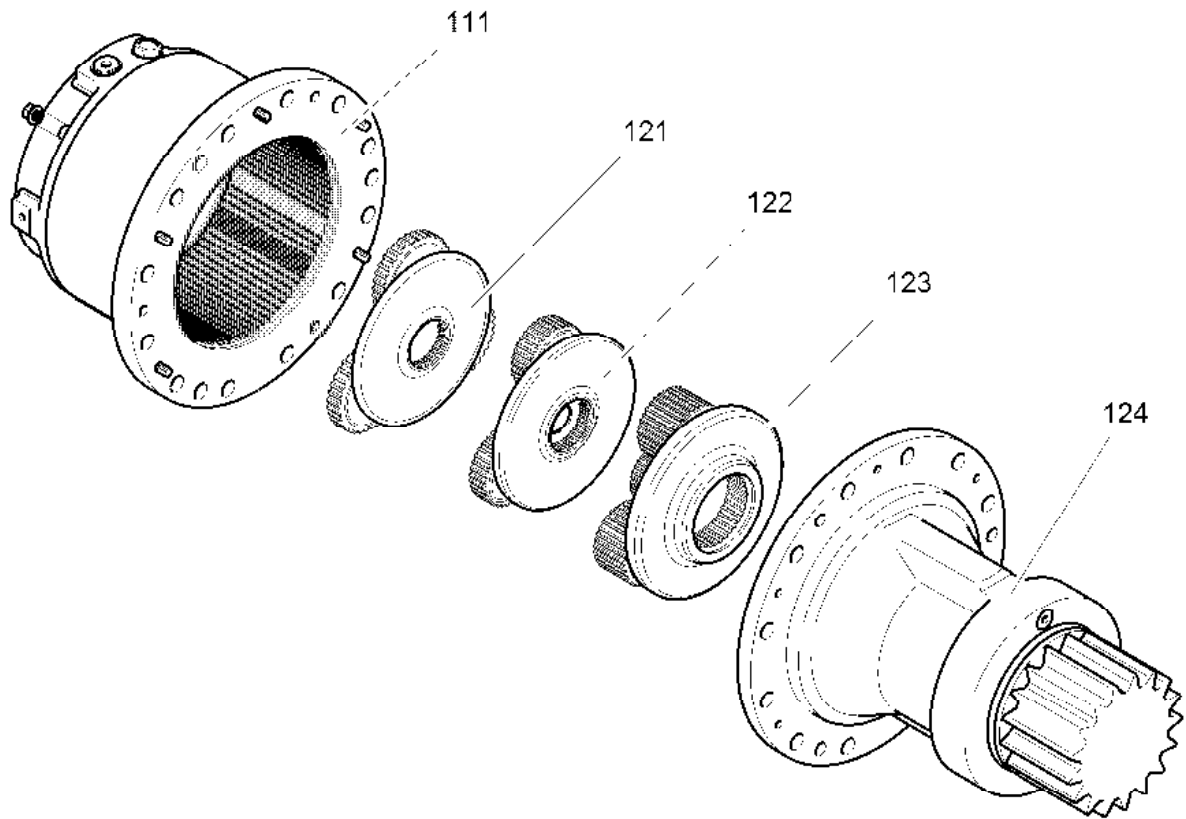
LE21035_150ecb8lit_etl_de

120 (2/2)

LIEBHERR

WINDFREISTELLUNG
FREE JIB SLEWING

93 23 524 01



GET140AZ407-100.000

301157

| Pos. | Artikel | Menge | Bezeichnung | Description | Serie | K |
|------|--------------|-------|--|----------------|-------|---|
| 111 | 93 82 638 01 | 1 | GEHAEUSE GET140AZ401-123.000 ⇒ <input type="checkbox"/> 136 | HOUSING | | |
| 121 | 93 82 811 01 | 1 | WELLE GET140AZ403-121.000 ⇒ <input type="checkbox"/> 139 | SHAFT | | |
| 122 | 93 82 699 01 | 1 | WELLE GET140AZ401-122.000 ⇒ <input type="checkbox"/> 137 | SHAFT | | |
| 123 | 93 82 702 01 | 1 | WELLE ⇒ <input type="checkbox"/> 138 | SHAFT | | |
| 124 | 93 82 846 01 | 1 | ABTRIEB GET140AZ404-124.000 ⇒ <input type="checkbox"/> 140 | POWER TAKE-OFF | | |
| 151 | 86 19 007 01 | 11l | GETRIEBEOEL CLP100/RXS100 /TANKWAGE | GEAR OIL | | |
| 152 | 98 08 099 01 | 0 | OELWECHSEL | OIL CHANGE | | |
| 201 | 10 16 552 4 | 1 | KLEBEETIKETT 45mmX70mm POLYESTER S | ADHESIVE LABEL | | |

26.5.2015
301157

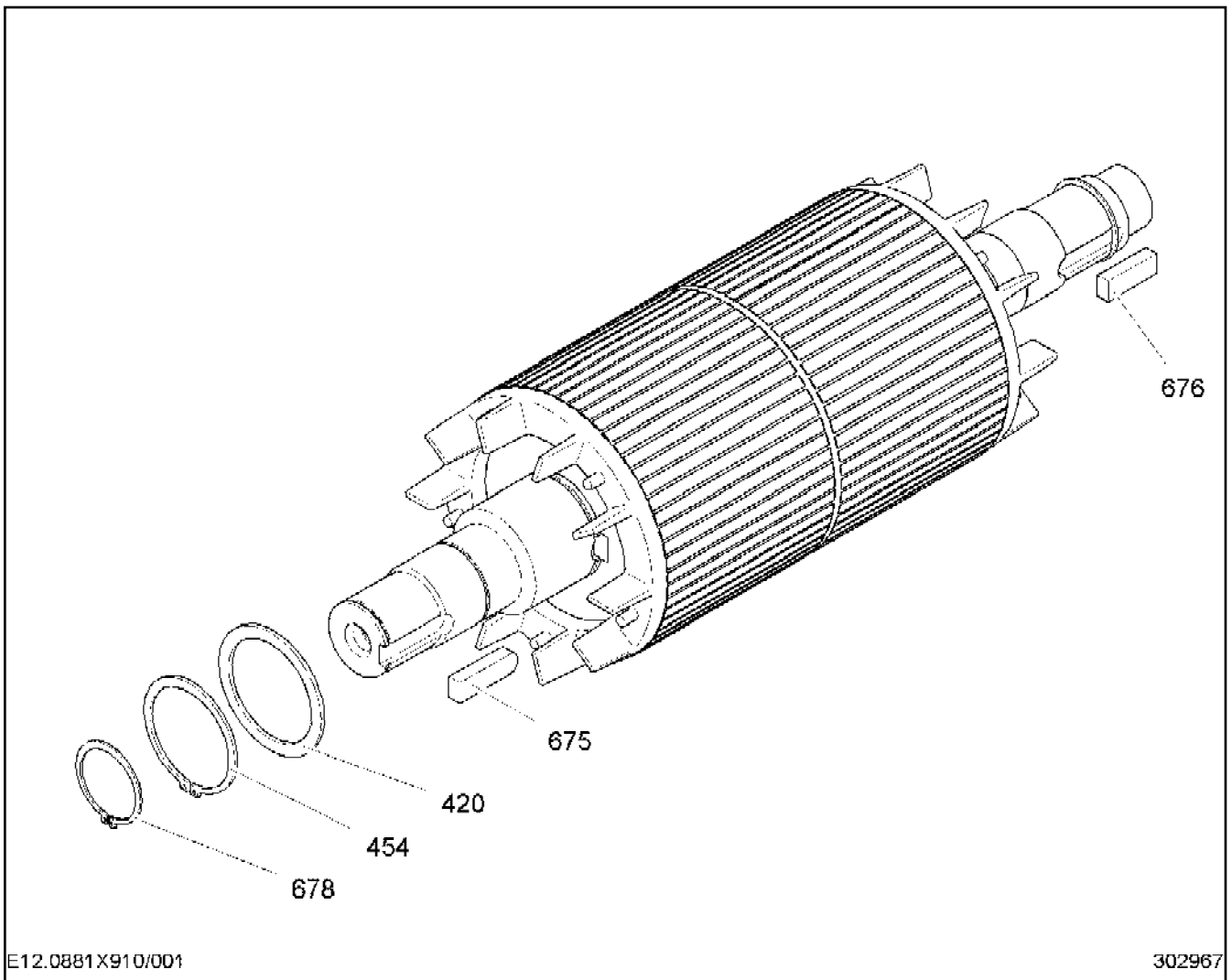
LIEBHERR

LE21035_150ecb8lit_etl_de

GETRIEBE
GEARBOX

121

93 23 566 01



E12.0881X910/001

302967

| Pos. | Artikel | Menge | Bezeichnung | Description | Serie | K |
|------|--------------|-------|--|-------------------|-------|---|
| 420 | 42 20 110 01 | 2 | STUETZSCHEIBE DIN 988 85X105X3,5 440-5 | SUPPORTING WASHER | | |
| 454 | 10 17 159 7 | 2 | SICHERUNGSRING DIN 471 85X3 FLZNNC-1 | LOCKING RING | | |
| 675 | 10 02 126 2 | 1 | PASSFEDER DIN 6885 AB18X11X60 42CRM | FITTING KEY | | |
| 676 | 10 02 126 4 | 1 | PASSFEDER DIN 6885 B18X11X50 42CRMO4 | FITTING KEY | | |
| 678 | 10 17 158 8 | 2 | SICHERUNGSRING DIN 471 60X2 FLZNNC-1 | LOCKING RING | | |

26.5.2015
302967

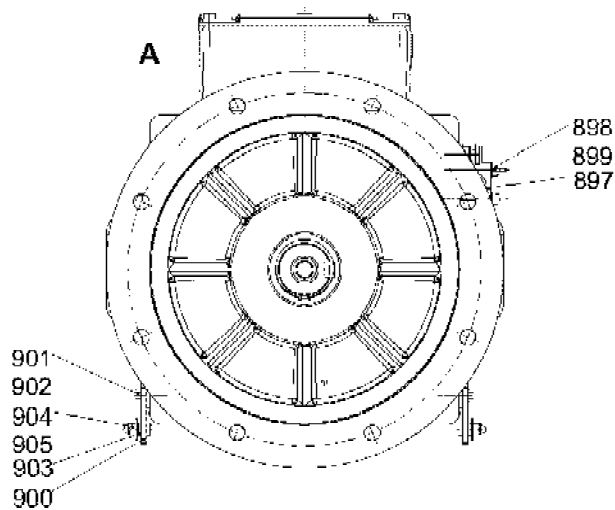
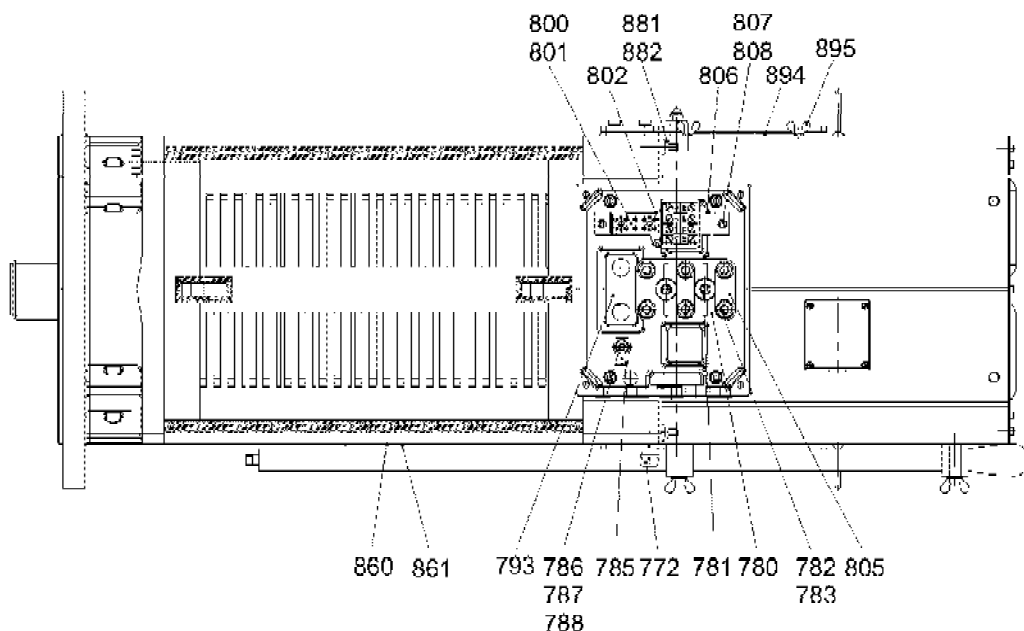
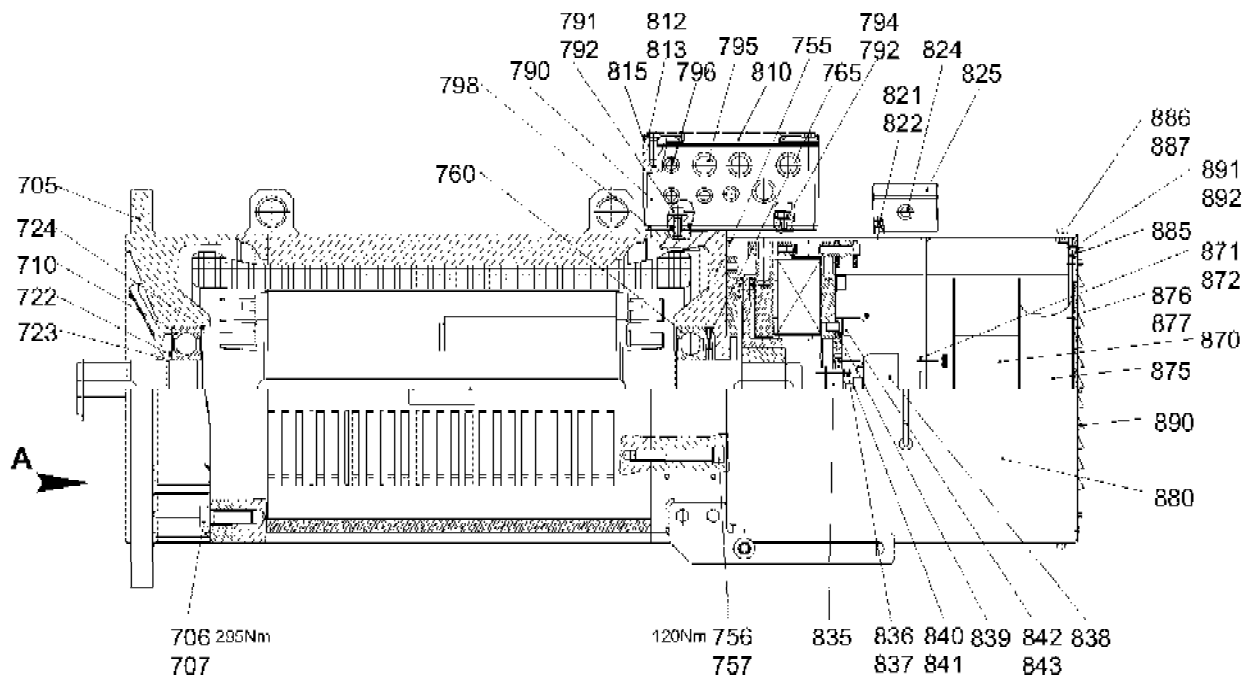
LIEBHERR

LE21035_150ecb8lit_etl_de

ROTOR
ROTOR

122

93 24 123 01



300318

26.5.2015
300318

LE21035_150ecb8lit_etl_de

123 (1/3)

LIEBHERR

MONTAGETEILE
MOUNTING PARTS

93 24 124 01

| Pos. | Artikel | Menge | Bezeichnung | Description | Serie | K |
|------|--------------|-------|--|--------------------------|-------|---|
| 705 | 93 24 127 01 | 1 | FLANSCHLAGERSCHILD E12.0800X403/003 | FLANGE BEARING END CAP | | |
| 706 | 46 00 147 | 4 | SECHSKANTSCHRAUBE ISO 4017 M16X50 1 | HEX SCREW | | |
| 707 | 42 39 116 01 | 4 | SICHERUNGSSCHEIBE 17/24X2,6 VS ZN5/ | LOCK WASHER | | |
| 710 | 74 51 750 01 | 1 | RILLENKUGELLAGER DIN 625 65X140X33 - | DEEP GROOVE BALL BEARING | | |
| 722 | 42 20 133 01 | 1 | STUETZSCHEIBE DIN 988 65X85X3,5 440-5 | SUPPORTING WASHER | | |
| 723 | 10 17 158 9 | 1 | SICHERUNGSRING DIN 471 65X2,5 FLZNNC | LOCKING RING | | |
| 724 | 42 81 041 01 | 1 | SICHERUNGSRING DIN 472 140X4 | LOCKING RING | | |
| 755 | 93 24 130 01 | 1 | LAGERSCHILD E12.0800X402/003 GRUNDIE | BEARING SHIELD | | |
| 756 | 46 00 169 | 4 | ZYLINDERSCHRAUBE ISO 4762 M12X90 10. | SOCKET HEAD SCREW | | |
| 757 | 42 39 112 01 | 4 | SICHERUNGSSCHEIBE 13/18X2,1 VS ZN5/ | LOCK WASHER | | |
| 760 | 74 51 750 01 | 1 | RILLENKUGELLAGER DIN 625 65X140X33 - | DEEP GROOVE BALL BEARING | | |
| 765 | 72 08 051 01 | 6 | TELLERFEDER DIN 2093 139X90,5X1,25 | DISC SPRING | | |
| 772 | 60 24 401 01 | 1 | KABELVERSCHRAUBUNG M16X1,5/4,5-10 M | CABLE GLAND | | |
| 780 | 62 30 009 01 | 1 | KLEMMBRETT 6BO.M10 | CLAMPING BOARD | | |
| 781 | 40 42 002 | 2 | ZYLINDERSCHRAUBE ISO 4762 M6X20 8.8 | SOCKET HEAD SCREW | | |
| 782 | 42 00 507 01 | 18 | SCHEIBE ISO 7089 10 MS | WASHER | | |
| 783 | 41 15 508 01 | 12 | SECHSKANTMUTTER ISO 4032 M10 MS | HEX NUT | | |
| 785 | 62 50 012 01 | 1 | ERDUNGSZEICHEN 14mmX30,2mm ERDUN | EARTH SYMBOL | | |
| 786 | 42 00 506 01 | 2 | SCHEIBE ISO 7089 8 MS | WASHER | | |
| 787 | 40 68 314 01 | 1 | STIFTSCHRAUBE DIN 939 M8X55 8.8 VERZ | DOUBLE-ENDED STUD | | |
| 788 | 41 15 507 01 | 2 | SECHSKANTMUTTER ISO 4032 M8 MS | HEX NUT | | |
| 790 | 93 24 132 01 | 1 | KLEMMKASTENUNTERTEIL E00.0240X601/ | TERMINAL BOX BASE | | |
| 791 | 46 00 175 | 2 | ZYLINDERSCHRAUBE ISO 4762 M8X25 8.8 | SOCKET HEAD SCREW | | |
| 792 | 42 39 108 01 | 4 | SICHERUNGSSCHEIBE 8,4/13X1,7 VS 8 ZN5/ | LOCK WASHER | | |
| 793 | 97 59 382 01 | 1 | DICHTUNG E00.0000X378/053 3X55X100 | SEAL | | |
| 794 | 49 01 176 | 2 | ZYLINDERSCHRAUBE ISO 4762 M8X12 8.8 | SOCKET HEAD SCREW | | |
| 795 | 77 90 281 01 | 4 | TELLERSTOPFEN 23 NATUR LLD-PE | TAPER PLUG | | |
| 796 | 77 90 284 01 | 4 | TELLERSTOPFEN 14,5 NATUR LLD-PE | TAPER PLUG | | |
| 798 | 93 24 128 01 | 1 | ANBAUPLATTE E00.0000X693/012 4X195X23 | MOUNTING BRACKET | | |
| 800 | 10 16 996 5 | 1 | KLEMMLEISTE | CLAMPING STRIP | | |
| 801 | 40 84 008 01 | 2 | FLACHKOPFSCHRAUBE ISO 7045 M3X20 H | PAN-HEAD SCREW | | |
| 802 | 96 97 069 01 | 2 | ANSCHLUSSKABEL E00.0145X648/101 | CONNECTION CABLE | | |
| 805 | 62 31 010 01 | 3 | KLEMMBRETTVERBINDER | CLAMPING STRIP | | |
| 806 | 97 59 125 01 | 1 | KLEMMENHALTER E00.0000X630/006 2X25X | TERMINAL HOLDER | | |
| 807 | 46 00 050 | 2 | ZYLINDERSCHRAUBE ISO 4762 M6X10 8.8 | SOCKET HEAD SCREW | | |
| 808 | 42 39 106 01 | 2 | SICHERUNGSSCHEIBE 6,4/10X1,4 VS ZN5/ | LOCK WASHER | | |
| 810 | 97 59 118 01 | 1 | KLEMMKASTENOBERTHEIL E00.0240X610/07 | TERMINAL BOX UPPER PART | | |
| 812 | 49 00 128 | 4 | SECHSKANTSCHRAUBE ISO 4017 M8X25 8. | HEX SCREW | | |
| 813 | 42 39 108 01 | 4 | SICHERUNGSSCHEIBE 8,4/13X1,7 VS 8 ZN5/ | LOCK WASHER | | |
| 815 | 97 59 119 01 | 1 | DICHTUNG E00.0240X621/025 | SEAL | | |
| 821 | 46 00 337 | 2 | ZYLINDERSCHRAUBE ISO 4762 M4X16 8.8 | SOCKET HEAD SCREW | | |
| 822 | 42 39 104 01 | 2 | SICHERUNGSSCHEIBE 4,3/7X1 VS ZN5/CN/T | LOCK WASHER | | |
| 824 | 77 90 284 01 | 1 | TELLERSTOPFEN 14,5 NATUR LLD-PE | TAPER PLUG | | |
| 825 | 93 94 015 01 | 1 | KLEMMKASTEN E00.0080X601/149 | TERMINAL BOX | | |
| 835 | 93 93 711 01 | 1 | KUPPLUNGSFLANSCH E00.0045X344/070 | COUPLING FLANGE | | |
| 836 | 40 00 899 | 2 | ZYLINDERSCHRAUBE ISO 4762 M5X30 8.8 | SOCKET HEAD SCREW | | |
| 837 | 42 39 105 01 | 2 | SICHERUNGSSCHEIBE VS 5 ZN5/CN/T2 ZN | LOCK WASHER | | |
| 838 | 10 02 125 4 | 1 | DREHGEBER INKREMENTAL 0-6000MIN-1 | ROTARY ENCODER | | |
| 839 | 93 93 569 01 | 1 | RING E00.0159X321/193 12X165/40RD | RING | | |
| 840 | 40 00 996 | 2 | ZYLINDERSCHRAUBE ISO 4762 M4X10 8.8 | SOCKET HEAD SCREW | | |
| 841 | 42 39 104 01 | 2 | SICHERUNGSSCHEIBE 4,3/7X1 VS ZN5/CN/T | LOCK WASHER | | |
| 842 | 40 65 166 | 4 | SECHSKANTSCHRAUBE ISO 4017 M10X20 | HEX SCREW | | |
| 843 | 42 39 110 01 | 4 | SICHERUNGSSCHEIBE VS 10 ZN5/CN/T2 V | LOCK WASHER | | |
| 860 | 10 16 552 4 | 1 | KLEBEETIKETT 45mmX70mm POLYESTER S | ADHESIVE LABEL | | |
| 870 | 62 60 215 01 | 1 | FREMDLUEFTUNG | SEPARATE FAN | | |
| 871 | 49 00 605 | 4 | SECHSKANTSCHRAUBE ISO 4017 M6X12 8. | HEX SCREW | | |
| 872 | 42 39 106 01 | 4 | SICHERUNGSSCHEIBE 6,4/10X1,4 VS ZN5/ | LOCK WASHER | | |
| 875 | 62 98 997 01 | 1 | EINLAUFDUESE | INLET NOZZLE | | |
| 876 | 40 65 060 | 4 | SECHSKANTSCHRAUBE ISO 4017 M5X10 8. | HEX SCREW | | |
| 877 | 42 39 105 01 | 4 | SICHERUNGSSCHEIBE VS 5 ZN5/CN/T2 ZN | LOCK WASHER | | |

26.5.2015

LE21035_150ecb8lit_etl_de

124 (2/3)

LIEBHERRMONTAGETEILE
MOUNTING PARTS

93 24 124 01

| Pos. | Artikel | Menge | Bezeichnung | Description | Serie | K |
|------|--------------|-------|--|-------------------|-------|---|
| 880 | 93 24 136 01 | 1 | LUEFTERDECKEL E12.0800X521/003 | FAN LID | | |
| 881 | 10 02 558 1 | 4 | STIFTSCHRAUBE DIN 939 M8X16 8.8 VERZ | DOUBLE-ENDED STUD | | |
| 882 | 41 15 411 01 | 4 | MUTTER AEHNL.ISO 4032 M8 8 A3C VERZ | NUT | | |
| 885 | 93 26 197 01 | 1 | LUFTLEITBLECH E00.0340X524/079 | AIR GUIDING PLATE | | |
| 886 | 49 00 605 | 4 | SECHSKANTSCHRAUBE ISO 4017 M6X12 8. | HEX SCREW | | |
| 887 | 42 00 009 01 | 4 | SCHEIBE ISO 7089 6 200HV A3C A3C | WASHER | | |
| 890 | 93 26 198 01 | 1 | LUEFTERDECKEL E12.0800X532/003 2X348X | FAN LID | | |
| 891 | 40 65 060 | 8 | SECHSKANTSCHRAUBE ISO 4017 M5X10 8. | HEX SCREW | | |
| 892 | 42 39 105 01 | 8 | SICHERUNGSSCHEIBE VS 5 ZN5/CN/T2 ZN | LOCK WASHER | | |
| 894 | 93 24 135 01 | 1 | FENSTERABDECKUNG E00.0000X416/234 | WINDOW COVERING | | |
| 895 | 10 03 004 5 | 4 | FLUEGELSCHRAUBE DIN 316 M5X10 GT A2 | WING SCREW | | |
| 897 | 60 20 787 01 | 2 | SCHELLE DIN 3015-1 L 3 R 25 | CLAMP | | |
| 898 | 40 09 055 01 | 4 | FLUEGELSCHRAUBE DIN 316 M6X50 GT A2 | WING SCREW | | |
| 899 | 42 18 007 01 | 4 | SCHEIBE ISO 7093-1 6 200HV ST VERZ VER | WASHER | | |
| 900 | 93 26 200 01 | 2 | LASCHE E00.0000X327/033 6X70X255 | BUTT STRAP | | |
| 901 | 49 00 089 | 4 | SECHSKANTSCHRAUBE ISO 4017 M8X20 8. | HEX SCREW | | |
| 902 | 42 39 108 01 | 4 | SICHERUNGSSCHEIBE 8,4/13X1,7 VS 8 ZN5/ | LOCK WASHER | | |
| 903 | 93 26 199 01 | 2 | HUELSE E00.0014X337/015 10,5X14X14 | SLEEVE | | |
| 904 | 42 18 009 01 | 2 | SCHEIBE ISO 7093-1 8 200HV ST VERZ VER | WASHER | | |
| 905 | 41 20 004 01 | 2 | HUTMUTTER DIN 986 M8 8 | CAP NUT | | |

26.5.2015

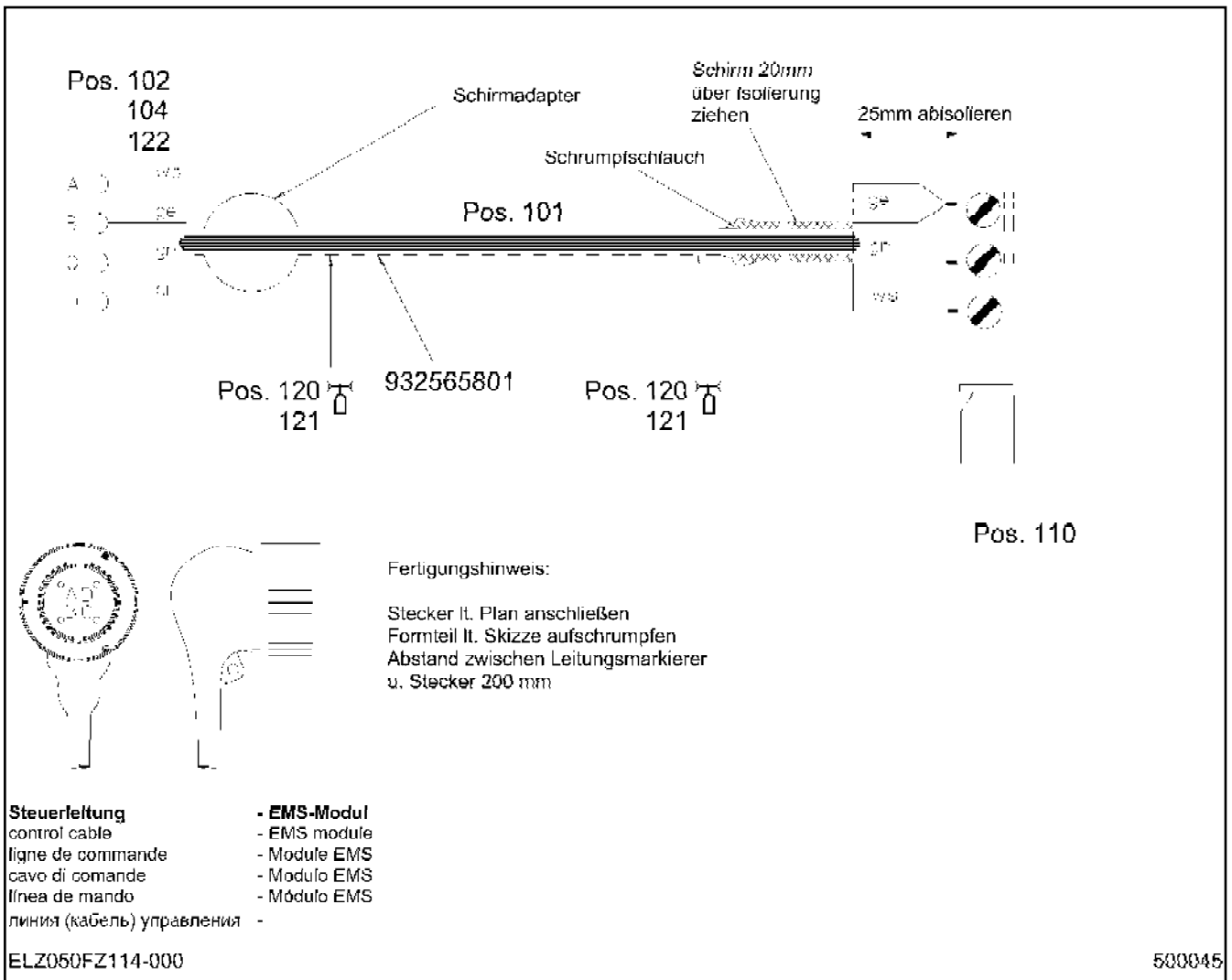
LE21035_150ecb8lit_etl_de

125 (3/3)

LIEBHERR

MONTAGETEILE
MOUNTING PARTS

93 24 124 01



| Pos. | Artikel | Menge | Bezeichnung | Description | Serie | K |
|------|--------------|-------|-----------------------------------|---------------------|-------|---|
| 101 | 60 02 541 01 | 1.5m | ELEKTROKABEL ABGESCHIRMT | ELECTRIC CABLE | | |
| 102 | 60 54 050 01 | 1 | KUPPLUNGSDOSE 4-POL 22A | COUPLING SOCKET | | |
| 104 | 60 30 054 01 | 1 | FORMTEIL 31mm/4,3:1 | MOULDING | | |
| 110 | 63 61 266 01 | 1 | BUCHSENSTECKER COMBICON 3-POL 12A | FEMALE PLUG | | |
| 120 | 60 27 864 01 | 0 | LEITUNGSMARKIERER | LINE MARKER | | |
| 121 | 60 30 072 01 | 2 | SCHRUMPFSCHLAUCH 9,5mm/2:1 | HEATSHRINK SLEEVING | | |
| 122 | 60 30 071 01 | 0.1m | SCHRUMPFSCHLAUCH 10mm/3:1 | HEATSHRINK SLEEVING | | |

26.5.2015
500045

LE21035_150ecb8lit_etl_de

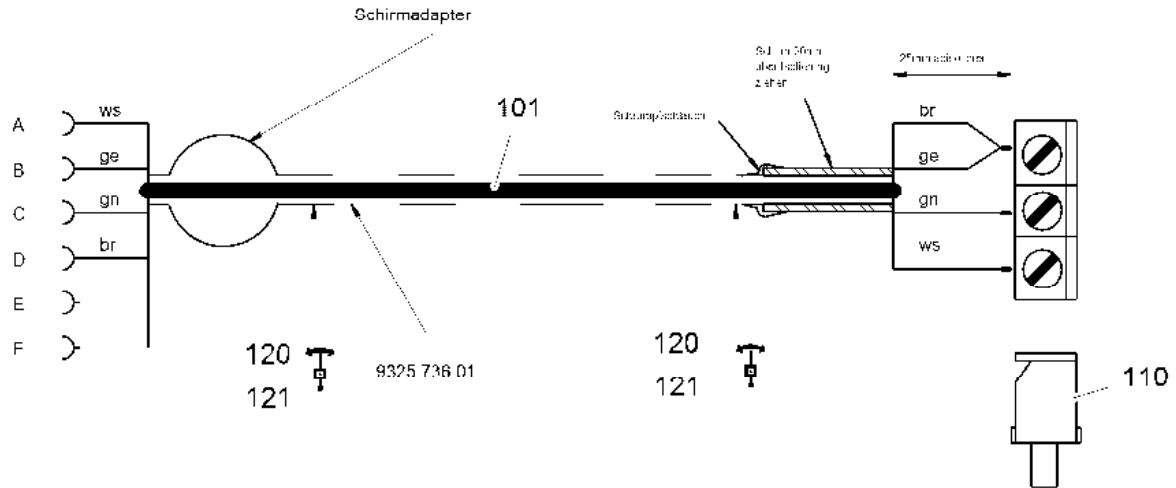
126

LIEBHERR

STEUERLEITUNG
CONTROL LEAD

93 25 658 01

102
104
122



ELZ 050 FZ 117 - 000

309767

| Pos. | Artikel | Menge | Bezeichnung | Description | Serie | K |
|------|--------------|-------|-----------------------------------|---------------------|-------|---|
| 101 | 60 02 541 01 | 1.5m | ELEKTROKABEL ABGESCHIRMT | ELECTRIC CABLE | | |
| 102 | 60 54 051 01 | 1 | KUPPLUNGSDOSE 6-POL 22A | COUPLING SOCKET | | |
| 104 | 60 30 054 01 | 1 | FORMTEIL 31mm/4,3:1 | MOULDING | | |
| 110 | 63 61 266 01 | 1 | BUCHSENSTECKER COMBICON 3-POL 12A | FEMALE PLUG | | |
| 120 | 60 27 862 01 | 0 | LEITUNGSMARKIERER | LINE MARKER | | |
| 121 | 60 30 072 01 | 2 | SCHRUMPFSCHLAUCH 9,5mm/2:1 | HEATSHRINK SLEEVING | | |
| 122 | 60 30 071 01 | 0.1m | SCHRUMPFSCHLAUCH 10mm/3:1 | HEATSHRINK SLEEVING | | |

26.5.2015
309767

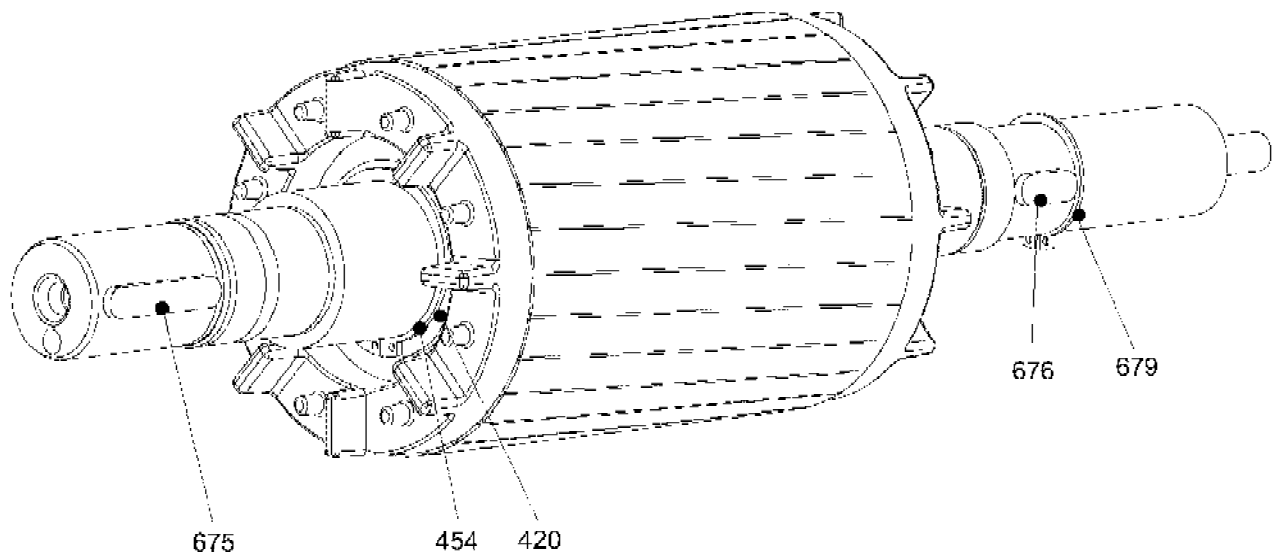
LE21035_150ecb8lit_etl_de

127

LIEBHERR

STEUERLEITUNG
CONTROL LEAD

93 25 736 01



E12.0585X910/001

301149

| Pos. | Artikel | Menge | Bezeichnung | Description | Serie | K |
|------|--------------|-------|--------------------------------------|--------------|-------|---|
| 420 | 42 20 036 01 | 1 | PASSSCHEIBE DIN 988 50X62X3 BLANK | SHIM RING | | |
| 454 | 10 17 158 5 | 1 | SICHERUNGSRING DIN 471 50X2 FLZNNC-1 | LOCKING RING | | |
| 675 | 43 40 113 01 | 1 | PASSFEDER DIN 6885 A10X8X50 | FITTING KEY | | |
| 676 | 43 40 105 01 | 1 | PASSFEDER DIN 6885 A10X8X25 | FITTING KEY | | |
| 679 | 10 17 157 9 | 1 | SICHERUNGSRING DIN 471 35X1,5 FLZNNC | LOCKING RING | | |

26.5.2015
301149

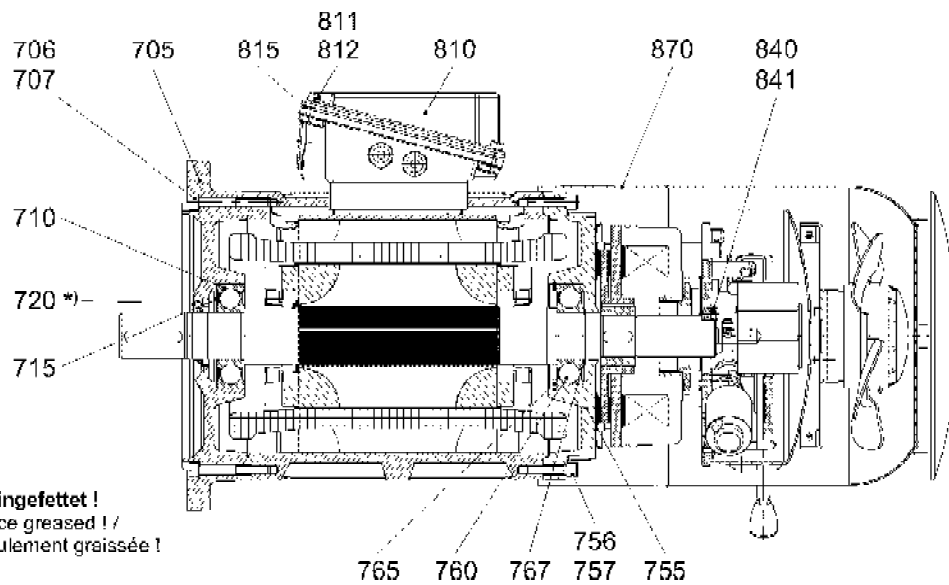
LIEBHERR

LE21035_150ecb8lit_etl_de

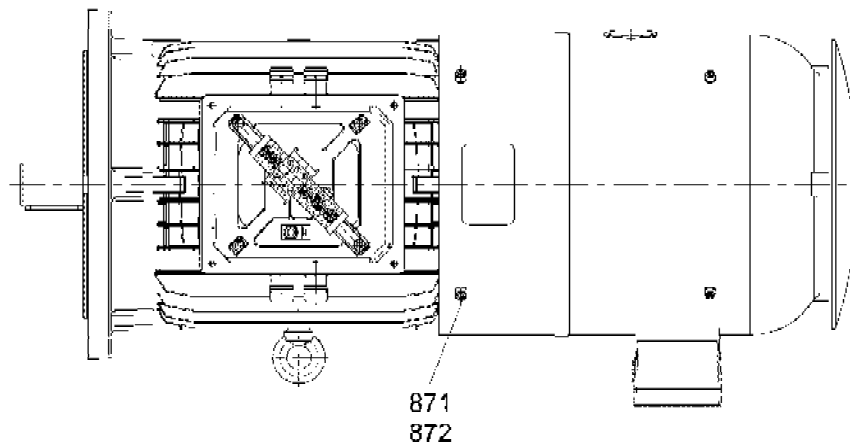
ROTOR
ROTOR

128

93 28 858 01



*)Lauffläche eingefettet!
 running surface greased! /
 surface de roulement graissée!



E12.0500X990/001

301150

| Pos. | Artikel | Menge | Bezeichnung | Description | Serie | K |
|------|--------------|-------|--|--------------------------|-------|---|
| 705 | 93 28 866 01 | 1 | FLANCSCHLAGERSCHILD E12.0500X403/001 | FLANGE BEARING END CAP | | |
| 706 | 46 00 188 | 4 | ZYLINDERSCHRAUBE ISO 4762 M8X60 8.8 | SOCKET HEAD SCREW | | |
| 707 | 71 09 201 01 | 4 | RING U 8,7X14X1 | RING | | |
| 710 | 74 51 681 01 | 1 | RILLENKUGELLAGER DIN 625 40X90X23 -6 | DEEP GROOVE BALL BEARING | | |
| 715 | 10 03 682 7 | 1 | KUGELLAGERAUSGLEICHSSCHEIBE 79X8 | BALL BEARING RATIO DISK | | |
| 720 | 10 03 682 6 | 1 | RADIALWELLENDICHTRING DIN 3760 AS 4 | ROTARY SHAFT LIP SEAL | | |
| 755 | 93 28 867 01 | 1 | LAGERSCHILD E12.0500X402/001 | BEARING SHIELD | | |
| 756 | 40 01 620 | 4 | ZYLINDERSCHRAUBE ISO 4762 M8X35 8.8 | SOCKET HEAD SCREW | | |
| 757 | 42 39 108 01 | 4 | SICHERUNGSSCHEIBE 8,4/13X1,7 VS 8 ZN5/ | LOCK WASHER | | |
| 760 | 74 51 681 01 | 1 | RILLENKUGELLAGER DIN 625 40X90X23 -6 | DEEP GROOVE BALL BEARING | | |
| 765 | 10 17 163 2 | 1 | SICHERUNGSRING DIN 472 90X3 FLZNNC-1 | LOCKING RING | | |
| 767 | 10 17 158 1 | 1 | SICHERUNGSRING DIN 471 40X1,75 FLZN | LOCKING RING | | |
| 810 | 93 28 868 01 | 1 | KLEMMKASTENDECKEL E00.0180X610/077 | CLAMPING BOX COVER | | |
| 811 | 46 00 048 | 4 | ZYLINDERSCHRAUBE ISO 4762 M6X16 8.8 | SOCKET HEAD SCREW | | |
| 812 | 42 39 106 01 | 4 | SICHERUNGSSCHEIBE 6,4/10X1,4 VS ZN5/ | LOCK WASHER | | |
| 815 | 93 30 493 01 | 1 | DICHTUNG 2mm E00.0180X621/030 | SEAL | | |
| 840 | 40 42 002 01 | 2 | ZYLINDERSCHRAUBE ISO 4762 M4X8 8.8 A2 | SOCKET HEAD SCREW | | |
| 841 | 42 39 104 01 | 2 | SICHERUNGSSCHEIBE 4,3/7X1 VS ZN5/CN/T | LOCK WASHER | | |
| 860 | 10 16 552 4 | 1 | KLEBEETIKETT 45mmX70mm POLYESTER S | ADHESIVE LABEL | | |
| 870 | 93 28 869 01 | 1 | FREMDLUEFTUNG E12.0500x403/001 | SEPARATE FAN | | |
| | | | ⇒ □ 130 | | | |
| 871 | 46 00 050 | 4 | ZYLINDERSCHRAUBE ISO 4762 M6X10 8.8 | SOCKET HEAD SCREW | | |
| 872 | 42 39 106 01 | 4 | SICHERUNGSSCHEIBE 6,4/10X1,4 VS ZN5/ | LOCK WASHER | | |

26.5.2015
 301150

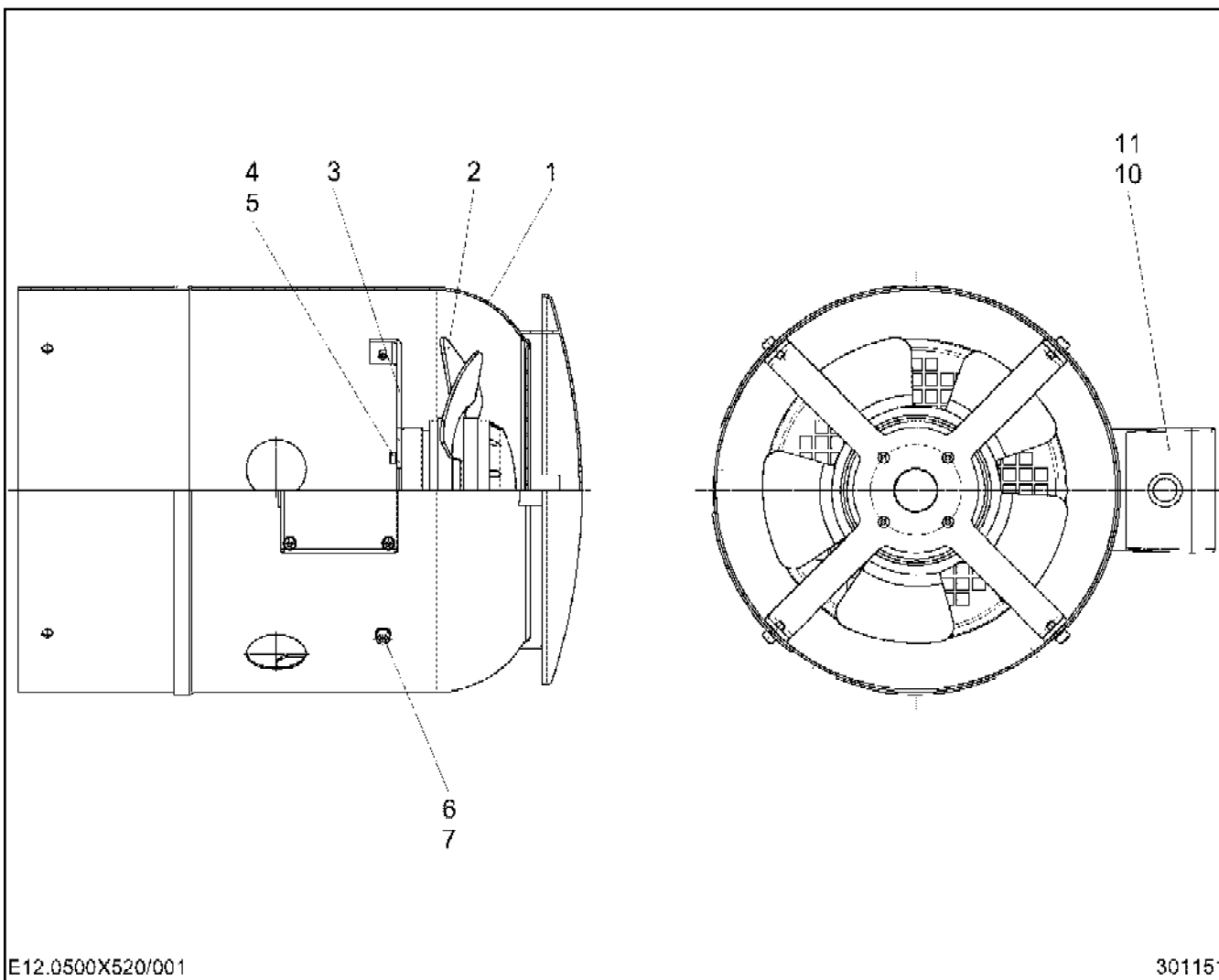
LE21035_150ecb8lit_etl_de

□ 129

LIEBHERR

MONTAGETEILE
 MOUNTING PARTS

93 28 859 01



E12.0500X520/001

301151

| Pos. | Artikel | Menge | Bezeichnung | Description | Serie | K |
|------|--------------|-------|---------------------------------------|-------------------|-------|---|
| 1 | 93 31 301 01 | 1 | LUEFTERDECKEL E12.0500X520/002 | FAN LID | | |
| 2 | 10 02 742 7 | 1 | FREMDLUEFTUNG | SEPARATE FAN | | |
| 3 | 93 31 302 01 | 1 | BLECH 3X282X282 E00.0254X515/100 | PLATE | | |
| 4 | 40 42 002 01 | 4 | ZYLINDERSCHRAUBE ISO 4762 M4X8 8.8 A2 | SOCKET HEAD SCREW | | |
| 5 | 42 39 104 01 | 4 | SICHERUNGSSCHEIBE 4,3/7X1 VS ZN5/CN/T | LOCK WASHER | | |
| 6 | 40 01 521 | 4 | ZYLINDERSCHRAUBE ISO 4762 M5X10 8.8 | SOCKET HEAD SCREW | | |
| 7 | 42 39 105 01 | 4 | SICHERUNGSSCHEIBE VS 5 ZN5/CN/T2 ZN | LOCK WASHER | | |
| 10 | 10 16 978 2 | 1 | KLEMMKASTEN | TERMINAL BOX | | |
| 11 | 62 30 002 01 | 1 | KLEMMBRETT 6BO.M 4 | CLAMPING BOARD | | |

26.5.2015
301151

LE21035_150ecb8lit_etl_de

130

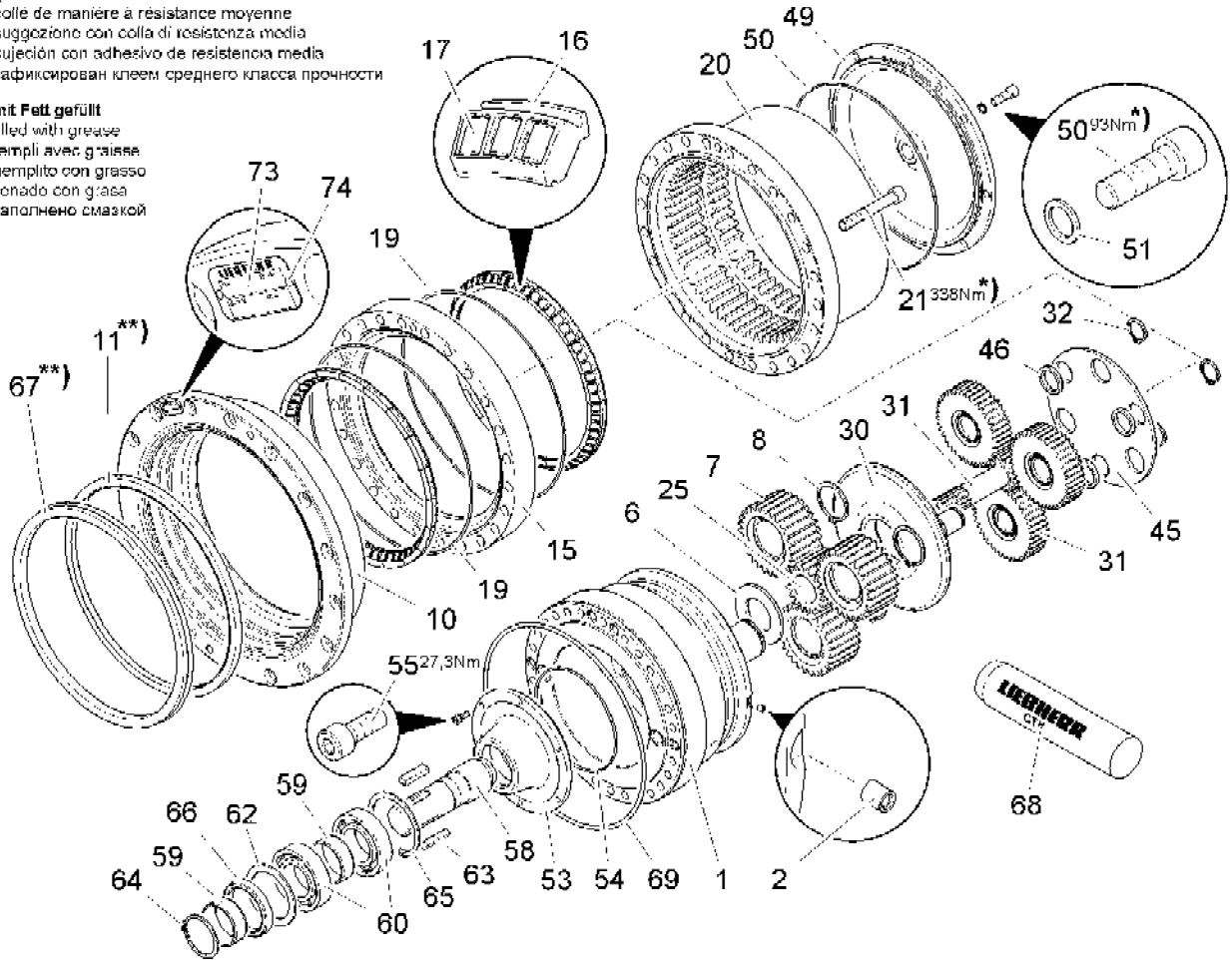
LIEBHERR

FREMDLUEFTUNG
SEPARATE FAN

93 28 869 01

w) gesichert mit Kleber der Festigkeitsklasse mittel
 glued to form a medium resistant connection
 colle de maniere a resistance moyenne
 suggerzione con colla di resistenza media
 sujeción con adhesivo de resistencia media
 зафиксирован клеем среднего класса прочности

** mit Fett gefüllt
 filled with grease
 rempli avec graisse
 riempito con grasso
 llenado con grasa
 заполнено смазкой



68 927 4000 00 0 (3.1)

300374

| Pos. | Artikel | Menge | Bezeichnung | Description | Serie | K |
|------|--------------|-------|--|-------------------------|-------|---|
| 1 | 93 26 163 01 | 1 | ANSCHLUSSTRAEGER 68 916 4000 01 0 | CONNECTION CARRIER | | |
| 2 | 76 10 819 03 | 1 | DICHTSTOPFEN | SEALING PLUG | | |
| 6 | 92 76 013 01 | 1 | HALTESCHEIBE 68 713 4200 06 0 100X55X6 | RETAINING DISK | | |
| 7 | 92 76 396 01 | 3 | PLANETENRAD 68 734 4210 00 0 M=4 Z=28 | PLANET WHEEL | | |
| 8 | 42 80 122 01 | 3 | SICHERUNGSRING DIN 471 60X3 | LOCKING RING | | |
| 10 | 93 26 164 01 | 1 | ABTRIEBSFLANSCH 68 916 4000 10 0 | POWER TAKE-OFF FLANGE | | |
| 11 | 71 00 546 01 | 1 | RADIALWELLENDICHTRING DIN 3760 AS 34 | ROTARY SHAFT LIP SEAL | | |
| 15 | 92 76 017 01 | 1 | LAGERRING 68 713 4200 15 0-000 68 713 42 | BEARING RING | | |
| 16 | 92 75 143 01 | 38 | ROLLENKAEFIG 68 701 4000 26 0 | ROLLER CAGE | | |
| 17 | 74 70 061 01 | 114 | ZYLINDERROLLE DIN 5402 14X14 | CYL.ROLLER | | |
| 18 | 98 08 098 01 | 0 | NUR ROLLEN GLEICHER SORTIERUNG | ONLY USE GRADED ROLLERS | | |
| 19 | 72 64 299 01 | 2 | O-RING 330,0X3 NBR 70 LN 267-1 12/01 | O-RING | | |
| 20 | 92 76 399 01 | 1 | INNENRAD 68 734 4200 20 0 M=4/3 Z=75/1 | INNER WHEEL | | |
| 21 | 40 43 181 01 | 24 | ZYLINDERSCHRAUBE ISO 4762 M16X110 10. | SOCKET HEAD SCREW | | |
| 25 | 92 76 402 01 | 1 | SONNENRAD M=4 Z=18 68 734 4200 25 0 | SUN WHEEL | | |
| 30 | 92 77 366 01 | 1 | PLANETENTRAEGER 68 735 4200 30 0 | PLANETARY CARRIER | | |
| 31 | 93 33 857 01 | 1 | SONNENRAD 68 927 4000 31 0 M=3 Z=18 | SUN WHEEL | | |
| 32 | 92 77 367 01 | 3 | PLANETENRAD 68 735 4220 00 0 M=3 Z=41 | PLANET WHEEL | | |
| 33 | 40 00 874 03 | 3 | SICHERUNGSRING DIN 471 35X2,5 | LOCKING RING | | |
| 46 | 92 76 452 01 | 1 | ANLAUFSCHLEIBE 68 763 5200 75 0 /230 | THRUST WASHER | | |
| 47 | 92 76 407 01 | 3 | DISTANZRING 68 734 4200 47 0 35X45X6 | DISTANCE RING | | |
| 50 | 92 76 408 01 | 1 | VERSCHLUSSDECKEL 68 734 4200 50 0 | END COVER | | |
| 51 | 50 23 191 01 | 1 | O-RING 300X3 NBR 70 | O-RING | | |
| 52 | 40 42 118 01 | 8 | ZYLINDERSCHRAUBE ISO 4762 M 12X35 8.8 | SOCKET HEAD SCREW | | |
| 53 | 42 39 112 01 | 8 | SICHERUNGSSCHEIBE 13/18X2,1 VS ZN5/ | LOCK WASHER | | |
| 55 | 93 26 175 01 | 1 | 68 916 4000 55 0 | | | |

26.5.2015
300374

LE21035_150ecb8lit_etl_de

131 (1/2)

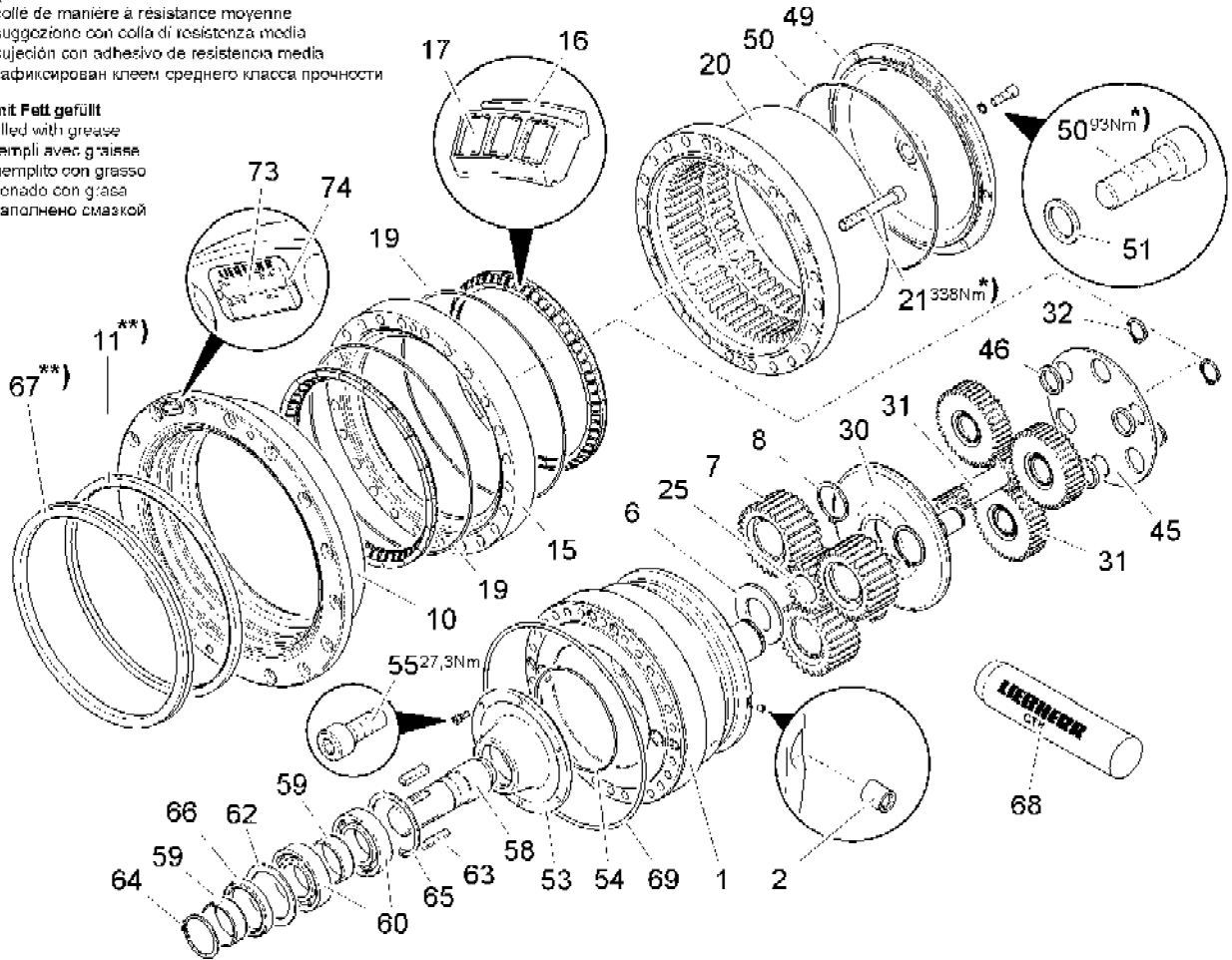
LIEBHERR

PLANETENGETRIEBE
PLANETARY GEARBOX

93 33 873 01

w) gesichert mit Kleber der Festigkeitsklasse mittel
 glued to form a medium resistant connection
 colle de maniere a resistance moyenne
 suggezione con colla di resistenza media
 sujeción con adhesivo de resistencia media
 зафиксирован клеем среднего класса прочности

** mit Fett gefüllt
 filled with grease
 rempli avec graisse
 riempito con grasso
 llenado con grasa
 заполнено смазкой



68 927 4000 00 0 (3.1)

300374

| Pos. | Artikel | Menge | Bezeichnung | Description | Serie | K |
|------|--------------|--------|--------------------------------------|--------------------------|-------|---|
| 56 | 73 60 286 03 | 1 | O-RING 170X3 NBR 70 | O-RING | | |
| 57 | 46 00 079 | 6 | ZYLINDERSCHRAUBE ISO 4762 M 8X20 8.8 | SOCKET HEAD SCREW | | |
| 60 | 93 26 184 01 | 1 | ANTRIEBSWELLE 68 916 4000 60 0 | DRIVE SHAFT | | |
| 61 | 10 03 210 9 | 2 | INNENRING | INNER RING | | |
| 62 | 74 51 210 01 | 2 | RILLENKUGELLAGER DIN 625 50X80X16 -6 | DEEP GROOVE BALL BEARING | | |
| 64 | 42 20 108 01 | 1 | STUETZSCHEIBE 63X80X3 | SUPPORTING WASHER | | |
| 65 | 43 42 199 01 | 2 | PASSFEDER DIN 6885 B14X9X50 | FITTING KEY | | |
| 66 | 10 17 158 5 | 1 | SICHERUNGSRING DIN 471 50X2 FLZNNC-1 | LOCKING RING | | |
| 67 | 10 17 163 0 | 1 | SICHERUNGSRING DIN 472 80X2,5 FLZNNC | LOCKING RING | | |
| 68 | 71 00 500 01 | 1 | RADIALWELLENDICHTRING DIN 3760 AS 55 | ROTARY SHAFT LIP SEAL | | |
| 69 | 71 09 087 01 | 1 | V-RING 350 NBR,60 SHORE A | V-RING | | |
| 70 | 86 13 035 01 | 0.15kg | FETT CTK 668190/50kg | GREASE | | |
| 71 | 72 64 584 01 | 1 | O-RING 300X6 EPDM 70 | O-RING | | |
| 75 | 10 16 552 3 | 1 | KLEBEETIKETT | ADHESIVE LABEL | | |

26.5.2015
300374

LIEBHERR

LE21035_150ecb8lit_etl_de

PLANETENGETRIEBE
PLANETARY GEARBOX

132 (2/2)

93 33 873 01




OHNE BILD

WITHOUT ILLUSTRATION

SANS ILLUSTRATION

SIN ILUSTRACION

БЕЗ ИЗОБРАЖЕНИЯ

| Pos. | Artikel | Menge | Bezeichnung | Description | Serie | K |
|------|--------------|-------|---|-------------------------|-------|---|
| 1754 | 97 51 169 01 | 1 | SENSOR WINDMESSUNG ELZ020AF031-000 ⇒  161 | SENSOR, WIND MEASUREMEN | | |
| 1755 | 97 51 166 01 | 1 | STEUERLEITUNG ELZ050FZ052-000 ⇒  160 | CONTROL LEAD | | |
| 1756 | 93 25 658 01 | 1 | STEUERLEITUNG ELZ050FZ114-000 ⇒  126 | CONTROL LEAD | | |
| 1757 | 60 27 346 01 | 1 | SCHOTTDURCHFUEHRUNG CANNON 4-PO | BULKHEAD PIPE FITTING | | |

26.5.2015
000001

LIEBHERR

LE21035_150ecb8lit_etl_de

WINDMESSER
ANEMOMETER

 133

93 42 597 01


OHNE BILD

WITHOUT ILLUSTRATION

SANS ILLUSTRATION

SIN ILUSTRACION

БЕЗ ИЗОБРАЖЕНИЯ

| Pos. | Artikel | Menge | Bezeichnung | Description | Serie | K |
|------|--------------|-------|---|-------------|-------|---|
| 101 | 96 95 855 01 | 1 | SCHALTUNG 4005-21898 ⇒  145 | CONTROL | | |

26.5.2015
000001

LIEBHERR

LE21035_150ecb8lit_etl_de

ANSCHALTBAUGRUPPE
INTERFACE MODULE

 134

93 42 693 01


OHNE BILD

WITHOUT ILLUSTRATION

SANS ILLUSTRATION

SIN ILUSTRACION

БЕЗ ИЗОБРАЖЕНИЯ

| Pos. | Artikel | Menge | Bezeichnung | Description | Serie | K |
|------|--------------|-------|--|----------------------|-------|---|
| 1 | 10 17 284 4 | 1 | FUNKFERNSTEUERUNG | RADIO REMOTE CONTROL | | |
| 30 | 97 50 268 01 | 0 | HALTERUNG ELZ011AF004-140 ⇒  156 | FASTENER | | |
| 31 | 10 01 093 4 | 0 | PANZERROHR EN 50086 M25 KUNSTSTOFF | ARMoured CONDUIT | | |
| 32 | 73 64 927 | 0 | KLEMMHAELFTE DIN 3015-1 L 0 R 6 PP SW | CLAMP-HALF | | |
| 33 | 40 42 002 | 0 | ZYLINDERSCHRAUBE ISO 4762 M6X20 8.8 | SOCKET HEAD SCREW | | |
| 34 | 41 15 073 01 | 0 | SECHSKANTMUTTER ISO 4032 M6 10 A2C | HEX NUT | | |
| 35 | 42 00 009 01 | 0 | SCHEIBE ISO 7089 6 200HV A3C A3C | WASHER | | |

26.5.2015
000001

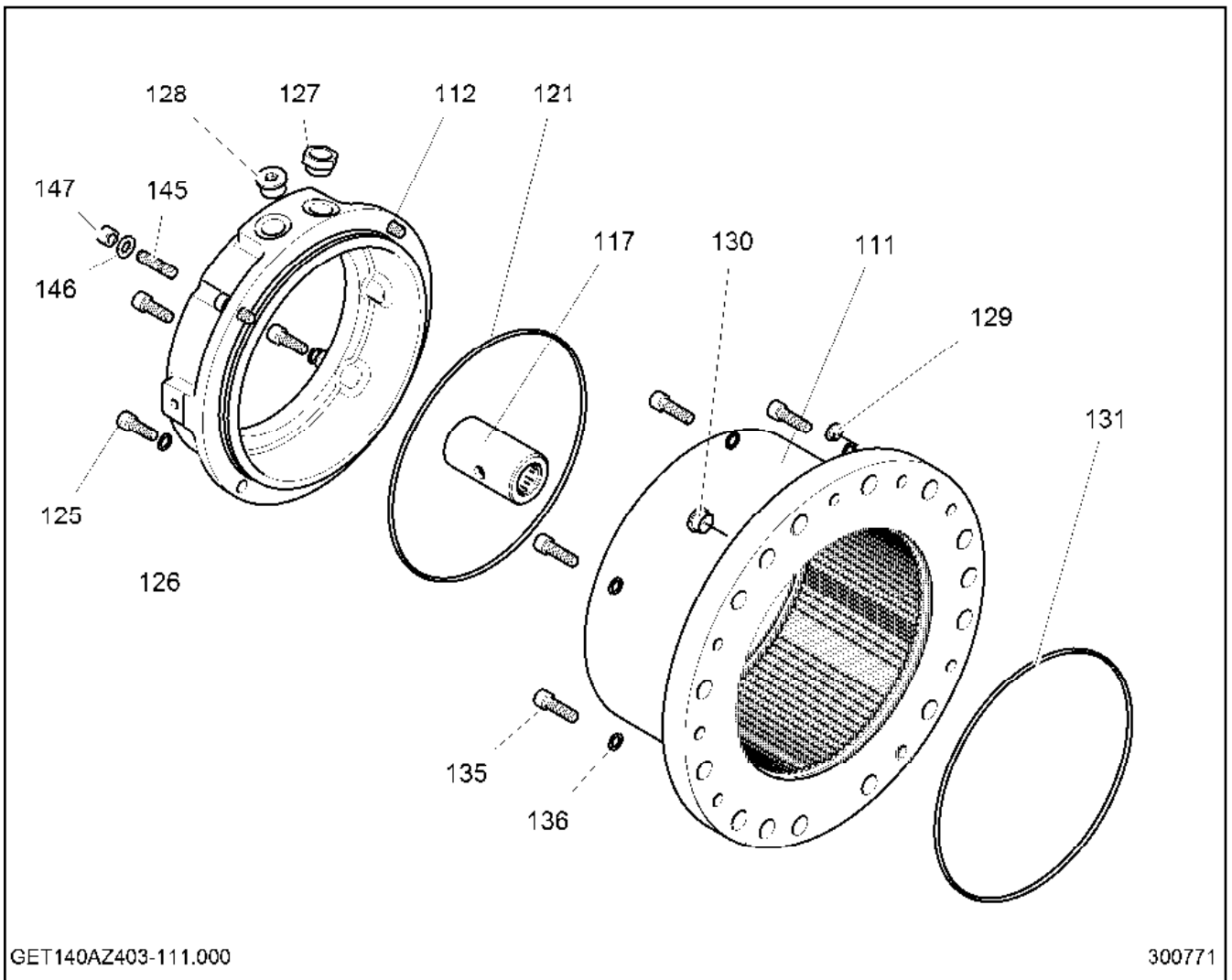
LIEBHERR

LE21035_150ecb8lit_etl_de

FUNKFERNSTEUERUNG
RADIO REMOTE CONTROL

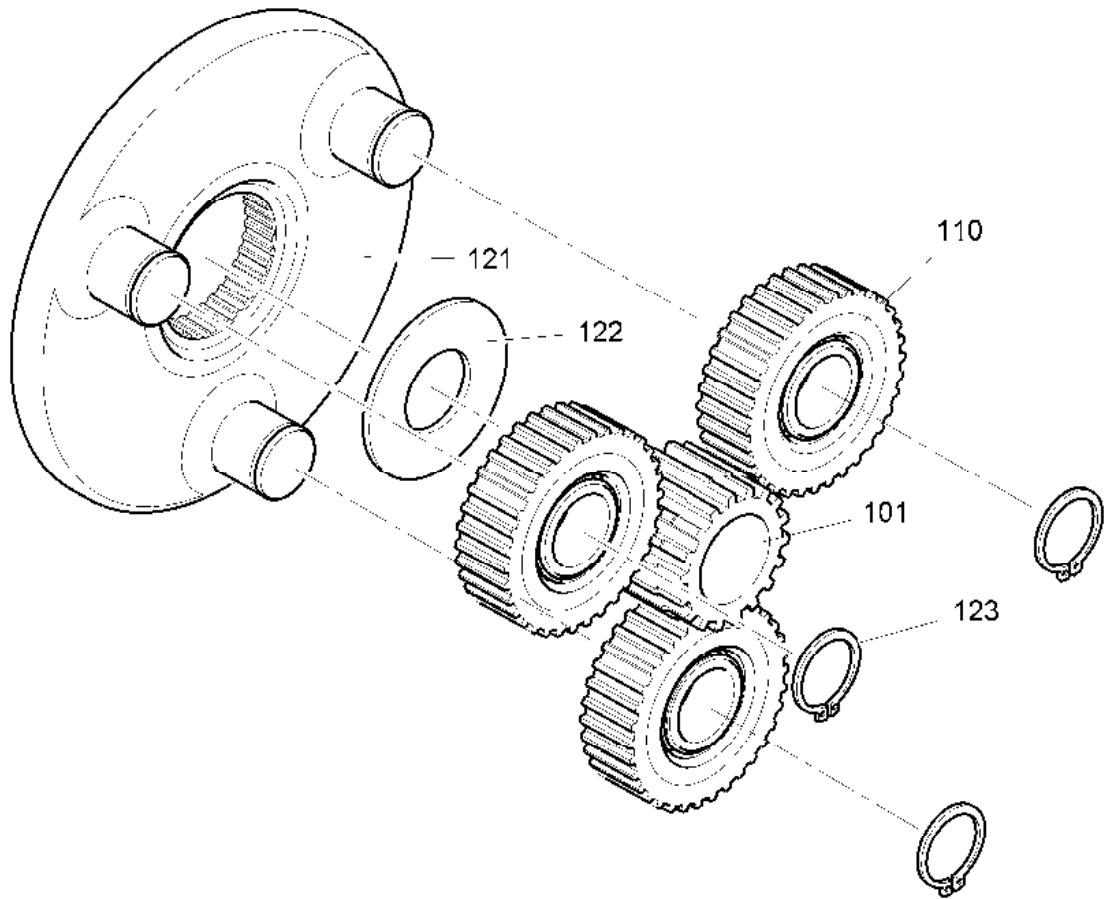
 135

93 43 417 01



| Pos. | Artikel | Menge | Bezeichnung | Description | Serie | K |
|------|--------------|-------|--|-----------------------|-------|---|
| 111 | 93 82 639 01 | 1 | INNENRAD M=3,5 Z=78 GET140AZ403-111.11 | INNER WHEEL | | |
| 112 | 93 82 693 01 | 1 | MOTERGEHAEUSE GET140AZ401-111.112 | MOTOR HOUSING | | |
| 117 | 93 82 694 01 | 1 | KUPPLUNGSHUELSE GET140AZ401-111.11 | COUPLING FERRULE | | |
| 121 | 72 64 148 03 | 1 | O-RING 275X4 NBR 72 | O-RING | | |
| 125 | 40 42 118 01 | 4 | ZYLINDERSCHRAUBE ISO 4762 M 12X35 8.8 | SOCKET HEAD SCREW | | |
| 126 | 42 39 112 01 | 4 | SICHERUNGSSCHEIBE 13/18X2,1 VS ZN5/ | LOCK WASHER | | |
| 127 | 77 43 221 01 | 1 | OELSCHAUGLAS LEICHTMETALL | OIL LEVEL SIGHT GLASS | | |
| 128 | 47 75 115 01 | 1 | VERSCHLUSSSCHRAUBE VSTI M26X1,5 ED | SCREW PLUG | | |
| 129 | 77 90 164 01 | 3 | VERSCHLUSSSTOPFEN | BLANKING PLUG | | |
| 130 | 73 63 016 | 3 | VERSCHLUSSSTOPFEN | BLANKING PLUG | | |
| 131 | 72 64 148 03 | 1 | O-RING 275X4 NBR 72 | O-RING | | |
| 135 | 40 42 120 08 | 5 | ZYLINDERSCHRAUBE ISO 4762 M 12X40 8.8 | SOCKET HEAD SCREW | | |
| 136 | 42 39 112 01 | 5 | SICHERUNGSSCHEIBE 13/18X2,1 VS ZN5/ | LOCK WASHER | | |
| 145 | 40 68 347 01 | 4 | STIFTSCHRAUBE DIN 939 M12X35 8.8 VERZ | DOUBLE-ENDED STUD | | |
| 146 | 42 00 016 01 | 4 | SCHEIBE ISO 7089 12 200HV A3C A3C | WASHER | | |
| 147 | 41 15 048 01 | 4 | SECHSKANTMUTTER ISO 4032 M12 10 A3C | HEX NUT | | |

| | | |
|---------------------|---------------------------|------------------------------|
| 26.5.2015 300771 | LE21035_150ecb8lit_etl_de | <input type="checkbox"/> 136 |
| LIEBHERR | GEHAEUSE HOUSING | 93 82 638 01 |



GET140AZ409-122.000

301146

| Pos. | Artikel | Menge | Bezeichnung | Description | Serie | K |
|------|--------------|-------|---------------------------------------|-------------------|-------|---|
| 101 | 94 42 842 03 | 1 | SONNENRAD 67 022 3000 25 0 M=3,5 Z=18 | SUN WHEEL | | |
| 110 | 93 82 700 01 | 3 | PLANETENRAD M=3,5 Z=29 GET140AZ401- | PLANET WHEEL | | |
| 121 | 93 82 711 01 | 1 | PLANETENTRAEGER GET140AZ401-122.12 | PLANETARY CARRIER | | |
| 122 | 94 43 014 03 | 1 | HALTESCHEIBE 67 063 4000 31 0 85 | RETAINING DISK | | |
| 123 | 40 00 874 03 | 3 | SICHERUNGSRING DIN 471 35X2,5 | LOCKING RING | | |

26.5.2015
301159

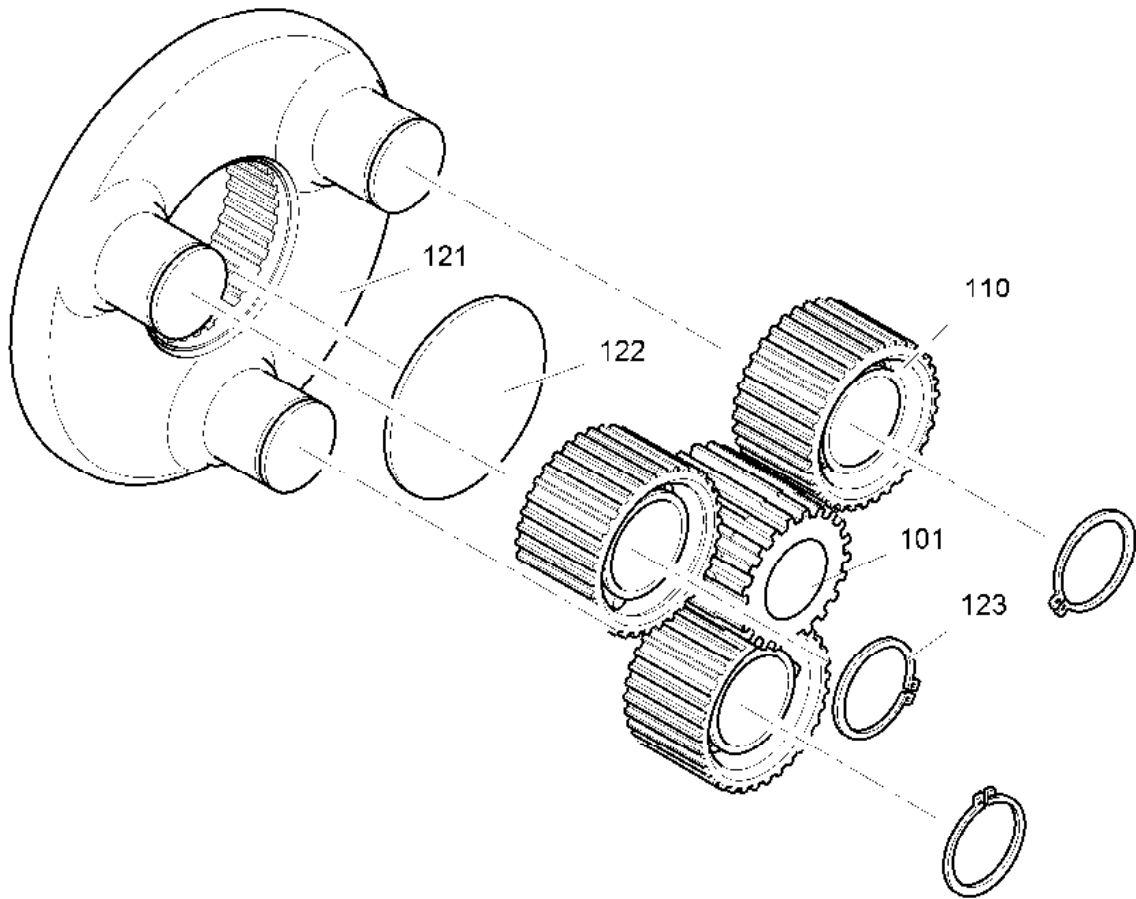
LE21035_150ecb8lit_etl_de

137

LIEBHERR

WELLE
SHAFT

93 82 699 01



GET140AZ407-123.000

300775

| Pos. | Artikel | Menge | Bezeichnung | Description | Serie | K |
|------|--------------|-------|-------------------------------------|-------------------|-------|---|
| 101 | 93 82 703 01 | 1 | SONNENRAD GET140AZ401-123.101 M=3,5 | SUN WHEEL | | |
| 110 | 93 82 704 01 | 3 | PLANETENRAD M=3,5 Z=28 GET140AZ401- | PLANET WHEEL | | |
| 121 | 93 82 713 01 | 1 | PLANETENTRAEGER GET140AZ401-123.12 | PLANETARY CARRIER | | |
| 122 | 94 41 716 03 | 1 | HALTESCHEIBE 110X4 67 213 3000 46 0 | RETAINING DISK | | |
| 123 | 40 00 859 03 | 3 | SICHERUNGSRING DIN 471 50X3 | LOCKING RING | | |

26.5.2015
300775

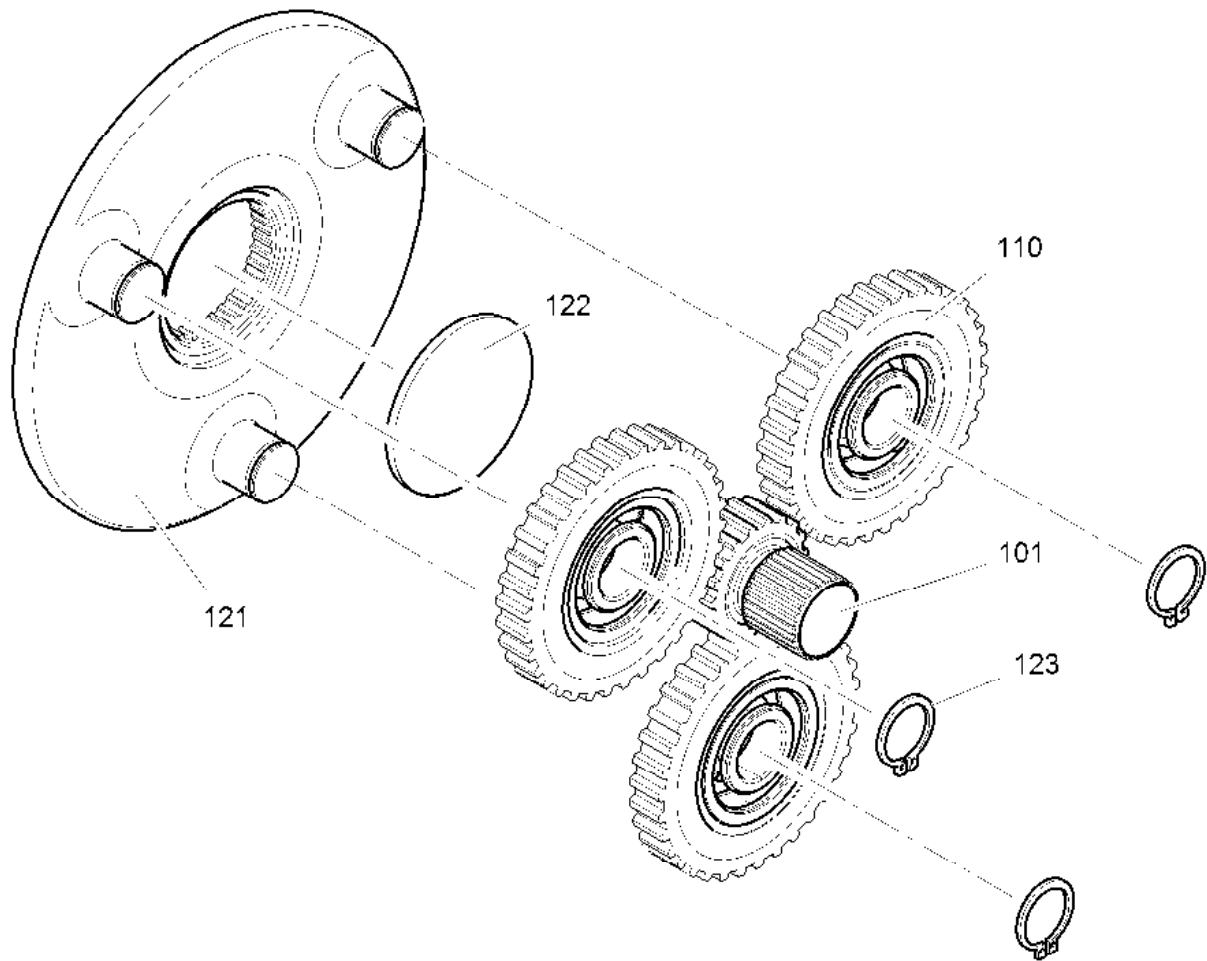
LE21035_150ecb8lit_etl_de

138

LIEBHERR

WELLE
SHAFT

93 82 702 01



GET140AZ403-121.000

301158

| Pos. | Artikel | Menge | Bezeichnung | Description | Serie | K |
|------|--------------|-------|--------------------------------------|-------------------|-------|---|
| 101 | 93 82 755 01 | 1 | SONNENRAD GET140AZ402-121.101 M=3,5 | SUN WHEEL | | |
| 110 | 93 82 756 01 | 3 | PLANETENRAD M=3,5 Z=33 GET140AZ402- | PLANET WHEEL | | |
| 121 | 93 82 812 01 | 1 | PLANETENTRAEGER GET140AZ403-121.12 | PLANETARY CARRIER | | |
| 122 | 94 41 632 03 | 1 | HALTESCHEIBE 67 805 3300 25 0 6,5/75 | RETAINING DISK | | |
| 123 | 10 17 157 5 | 3 | SICHERUNGSRING DIN 471 25X2 FLZNNC-1 | LOCKING RING | | |

26.5.2015
301158

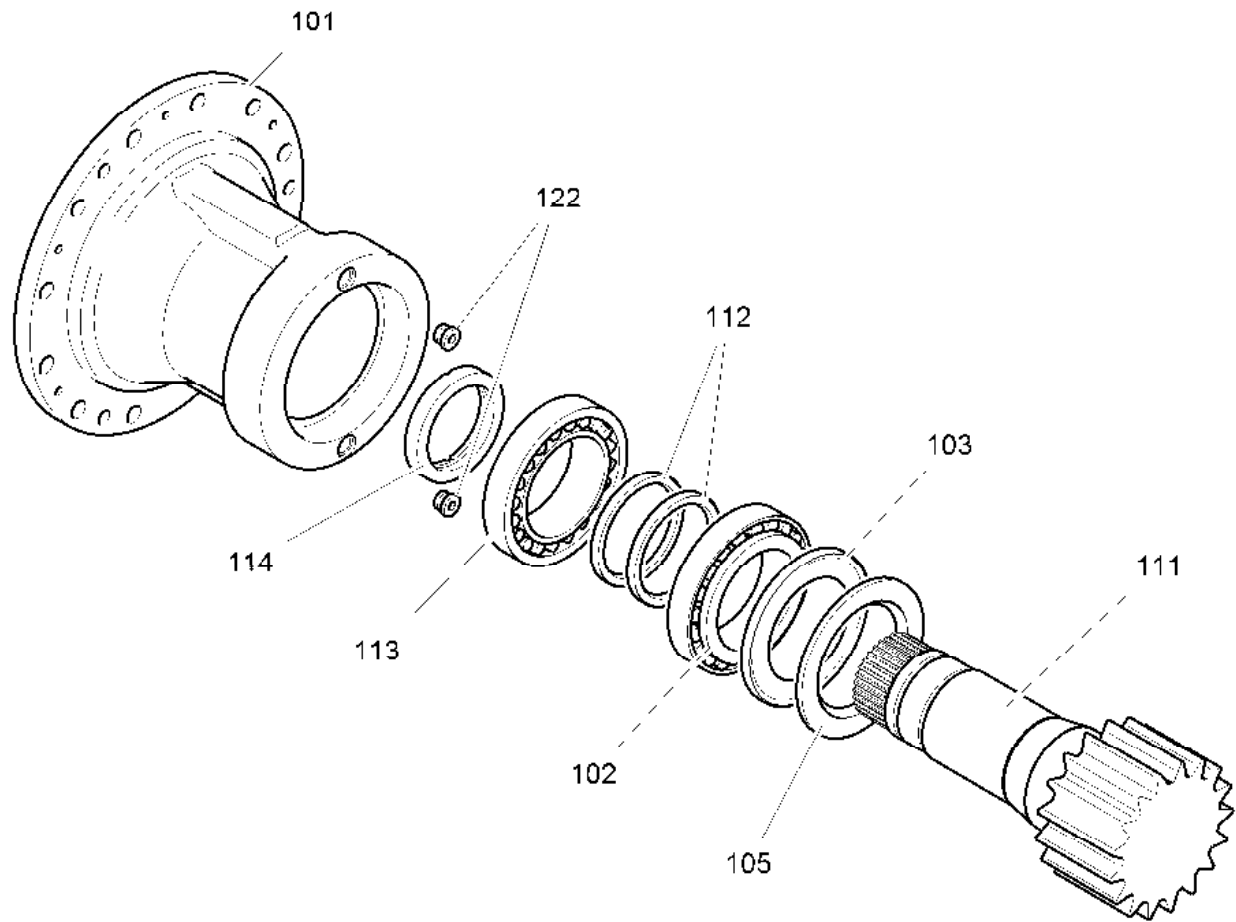
LE21035_150ecb8lit_etl_de

139

LIEBHERR

WELLE
SHAFT

93 82 811 01



GET140AZ404-124.000

301160

| Pos. | Artikel | Menge | Bezeichnung | Description | Serie | K |
|------|--------------|-------|---------------------------------------|------------------------|-------|---|
| 101 | 93 82 640 01 | 1 | ABTRIEBSWELLENGEHAUSE GET140AZ40 | OUTPUT SHAFT HOUSING | | |
| 102 | 74 62 222 01 | 1 | KEGELROLLENLAGER DIN 720 -320 26-X | TAPERED ROLLER BEARING | | |
| 103 | 74 72 709 01 | 1 | LAGERABDECKRING | BEARING COVER RING | | |
| 105 | 93 82 708 01 | 1 | SCHEIBE GET140AZ401-124.105 | WASHER | | |
| 111 | 93 82 847 01 | 1 | ABTRIEBSWELLE GET140AZ404-124.111 | OUTPUT SHAFT | | |
| 112 | 71 00 485 01 | 2 | RADIALWELLENDICHRING DIN 3760 A 11 | ROTARY SHAFT LIP SEAL | | |
| 113 | 74 62 022 01 | 1 | KEGELROLLENLAGER DIN 720 -302 22 | TAPERED ROLLER BEARING | | |
| 114 | 94 41 717 03 | 1 | NUTMUTTER M110X2 67 213 3000 47 0-001 | SLOTTED NUT | | |
| 122 | 73 61 961 | 2 | VERSCHLUSSSCHRAUBE VSTI M22X1,5 ED | SCREW PLUG | | |

26.5.2015
301160

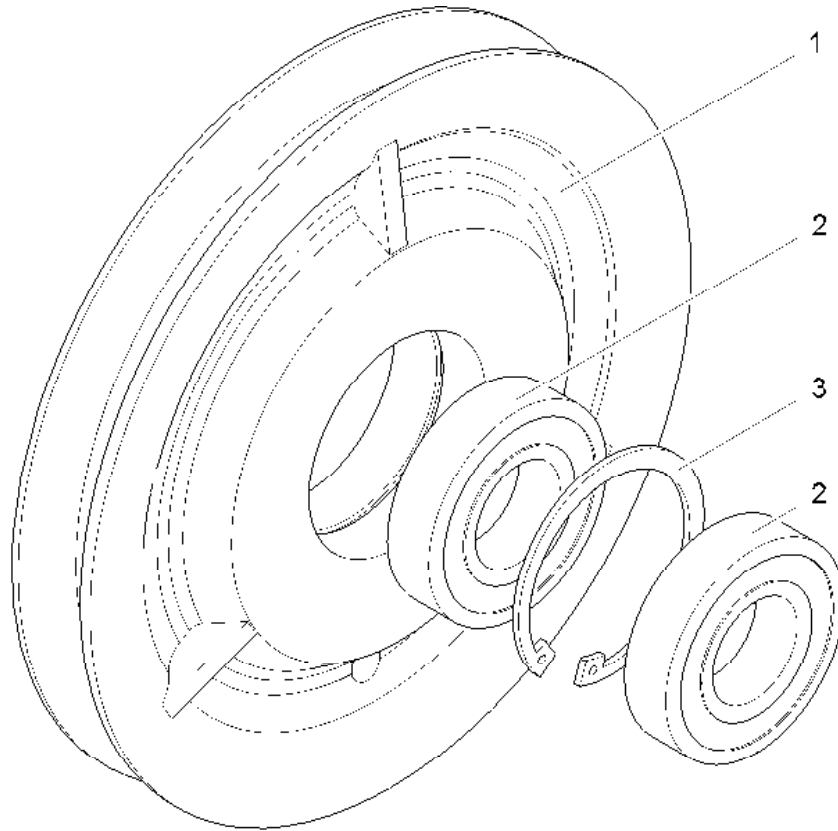
LE21035_150ecb8lit_etl_de

140

LIEBHERR

ABTRIEB
POWER TAKE-OFF

93 82 846 01



SER42.18GW30-00 (1.1)

305419

| Pos. | Artikel | Menge | Bezeichnung | Description | Serie | K |
|------|--------------|-------|--------------------------------------|--------------------------|-------|---|
| 1 | 93 88 092 01 | 1 | SEILROLLE SER42.18GW30-01 | ROPE PULLEY | | |
| 2 | 74 51 486 01 | 2 | RILLENKUGELLAGER DIN 625 30X62X16 -6 | DEEP GROOVE BALL BEARING | | |
| 3 | 10 17 162 5 | 1 | SICHERUNGSRING DIN 472 62X2 FLZNNC-1 | LOCKING RING | | |

26.5.2015
305419

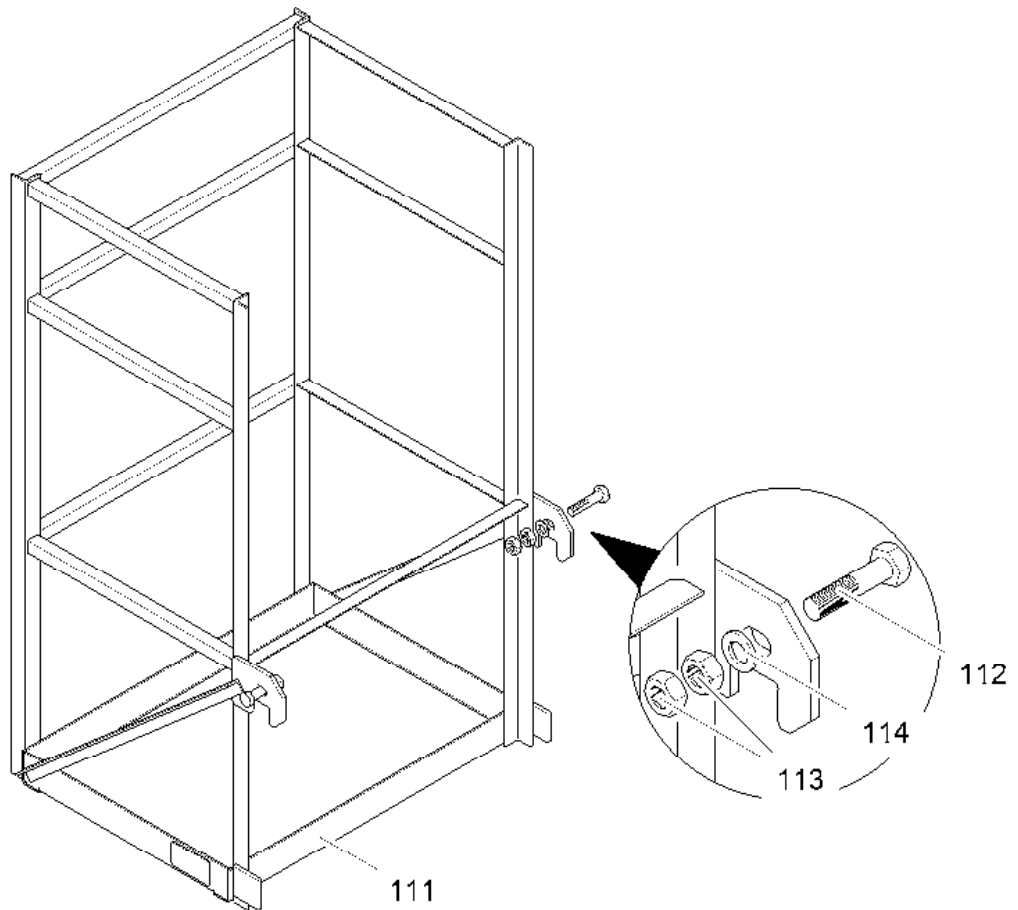
LE21035_150ecb8lit_etl_de

141

LIEBHERR

SEILROLLE
ROPE PULLEY

93 88 091 01



C155.001-671.100 (0.0)

309557

| Pos. | Artikel | Menge | Bezeichnung | Description | Serie | K |
|------|--------------|-------|-------------------------------------|---------------|-------|---|
| 111 | 93 97 339 01 | 1 | FAHRKORB C155.001-671.111 | ELEVATOR CAGE | | |
| 112 | 40 62 042 01 | 2 | SECHSKANTSCHRAUBE ISO 4014 M16X70 1 | HEX SCREW | | |
| 113 | 41 15 050 01 | 4 | SECHSKANTMUTTER ISO 4032 M16 10 A3C | HEX NUT | | |
| 114 | 42 00 511 01 | 2 | SCHEIBE ISO 7089 16 MS | WASHER | | |

26.5.2015
309557

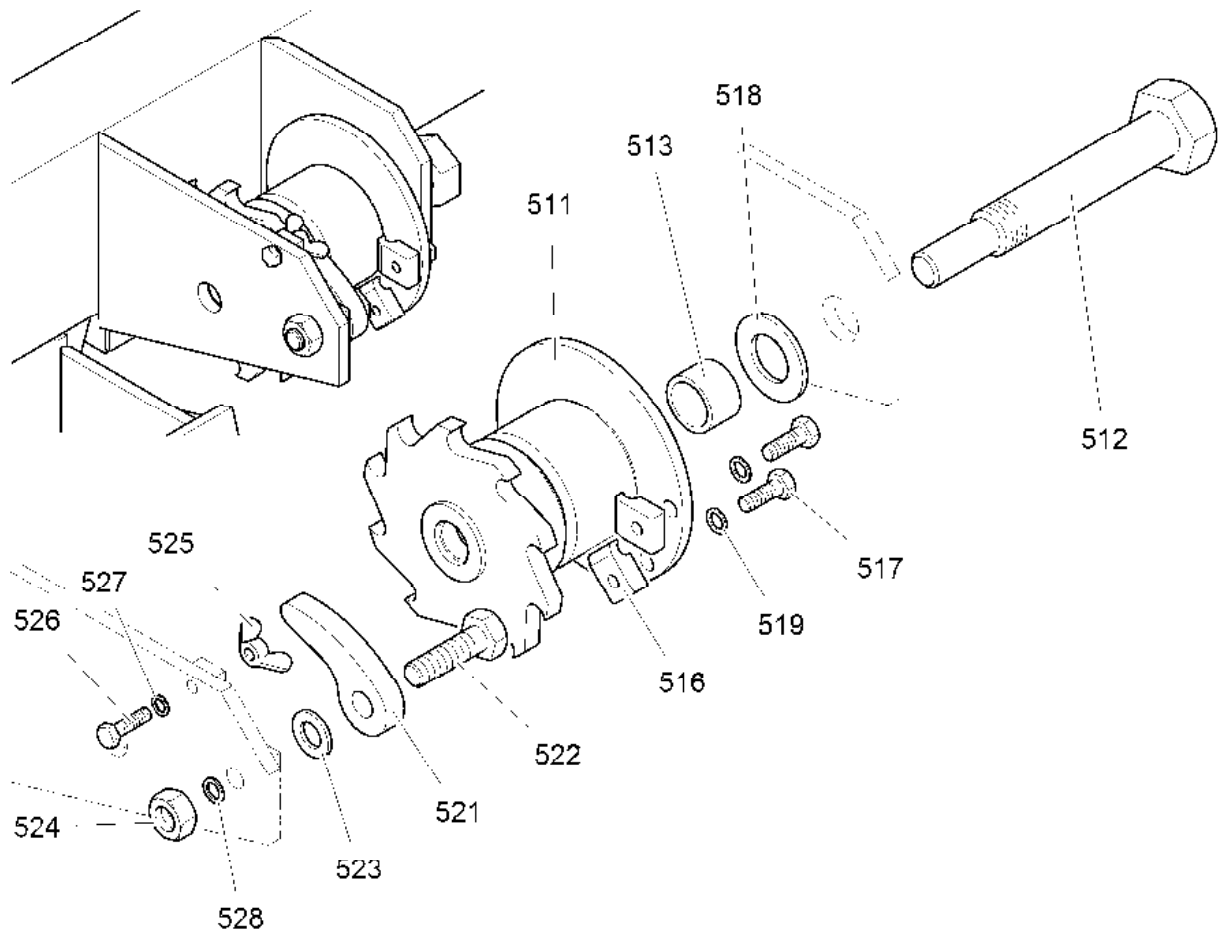
LE21035_150ecb8lit_etl_de

142

LIEBHERR

FAHRKORB
ELEVATOR CAGE

93 97 338 01



C 041.001-661.500

300532

| Pos. | Artikel | Menge | Bezeichnung | Description | Serie | K |
|------|--------------|-------|---|------------------|-------|---|
| 511 | 95 71 757 01 | 1 | SEILTROMMEL C041.001-661.511 | ROPE DRUM | | |
| 512 | 95 26 664 01 | 1 | ANSCHLUSSSCHRAUBE C026.001-661.512 | CONNECTING SCREW | | |
| 513 | 91 25 745 01 | 1 | ROHR LN 80 38X4X24 F409-0 00-00 S235JRH | TUBE | | |
| 516 | 95 71 759 01 | 2 | KLEMMSTUECK C041.001-661.516 5X25X33 | CLAMPING PIECE | | |
| 517 | 40 65 164 | 2 | SECHSKANTSCHRAUBE ISO 4017 M10X25 | HEX SCREW | | |
| 518 | 42 00 028 01 | 1 | SCHEIBE ISO 7089 30 200HV A3C A3C | WASHER | | |
| 519 | 42 39 110 01 | 2 | SICHERUNGSSCHEIBE VS 10 ZN5/CN/T2 V | LOCK WASHER | | |
| 521 | 90 62 683 01 | 1 | SPERRKLINKE C001.000-661.521 15X40X97 | DETENT PAWL | | |
| 522 | 46 00 044 | 1 | SECHSKANTSCHRAUBE ISO 4017 M16X55 | HEX SCREW | | |
| 523 | 42 00 019 01 | 1 | SCHEIBE ISO 7089 16 200HV A3C A3C | WASHER | | |
| 524 | 41 15 050 01 | 1 | SECHSKANTMUTTER ISO 4032 M16 10 A3C | HEX NUT | | |
| 525 | 41 00 004 01 | 1 | FLUEGELMUTTER DIN 315 M8 4 A2C VERZ | WING NUT | | |
| 526 | 49 00 111 | 1 | SECHSKANTSCHRAUBE ISO 4017 M8X30 8. | HEX SCREW | | |
| 527 | 42 39 108 01 | 1 | SICHERUNGSSCHEIBE 8,4/13X1,7 VS 8 ZN5/ | LOCK WASHER | | |
| 528 | 42 39 116 01 | 1 | SICHERUNGSSCHEIBE 17/24X2,6 VS ZN5/ | LOCK WASHER | | |

26.5.2015
300532

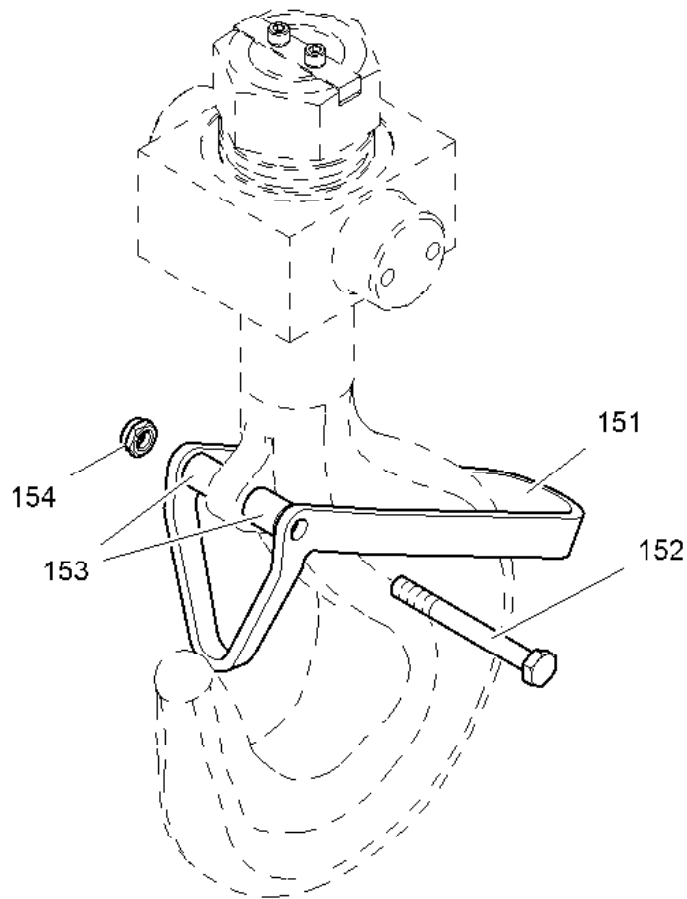
LE21035_150ecb8lit_etl_de

143

LIEBHERR

SPANNVORRICHTUNG
FASTENING DEVICE

95 71 756 01



LAH063EF021-150

300899

| Pos. | Artikel | Menge | Bezeichnung | Description | Serie | K |
|------|--------------|-------|--|----------------|-------|---|
| 151 | 96 85 869 01 | 1 | SICHERUNGSBUEGEL 6X105X526 LAH063 | SAFETY STIRRUP | | |
| 152 | 40 02 164 | 1 | SECHSKANTSCHRAUBE ISO 4014 M10X90 1 | HEX SCREW | | |
| 153 | 96 94 290 01 | 2 | ROHR LN 80 17,2X2,9X20 F409-0 00-00 S355 | TUBE | | |
| 154 | 41 19 024 01 | 1 | SECHSKANTMUTTER DIN 985 M10 8 A3C A3 | HEX NUT | | |

26.5.2015
300899

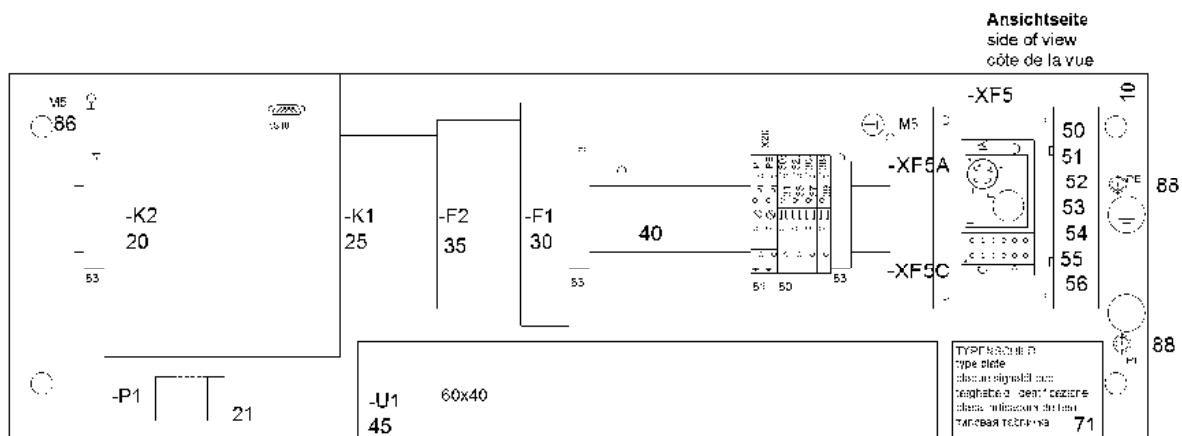
LIEBHERR

LE21035_150ecb8lit_etl_de

SICHERUNGSBUEGEL
SAFETY STIRRUP

144

96 85 897 01



Schaltung - **Funkfernsteuerung**
 switching element - **radio-control**
 élément de commutation - **radiotélécommande**
 4005-21898 (3.0)

302971

| Pos. | Artikel | Menge | Bezeichnung | Description | Serie | K |
|------|--------------|-------|---|---------------------------|-------|---|
| 10 | 98 92 231 01 | 1 | MONTAGEPLATTE 3X200X560 4005-5422 | SUBPLATE | | |
| 20 | 93 17 608 01 | 1 | E-BAUGRUPPE 4017-6940-9938 | ELECTRONIC MODULES | | |
| 21 | 66 37 3 | 1 | RING D=33mm L=20mm | RING | | |
| 25 | 63 01 474 01 | 1 | MODUL 24V DC | MODULE | | |
| 30 | 10 17 062 6 | 1 | SICHERHEITSSCHALTGERAET 24V | SAFETY SWITCHING DEVICE | | |
| 35 | 60 44 363 01 | 1 | SICHERUNGSAUTOMAT VDE 660 CHARAK | AUTOMATIC CIRCUIT BREAKER | | |
| 40 | 26 30 549 02 | 0.38m | TRAGSCHIENE | CARRIER RAIL | | |
| 45 | 60 14 046 08 | 0.27m | KABELKANAL 60X40/63X46/2000 PVC HART | CABLE CHANNEL | | |
| 50 | 10 03 263 6 | 1 | SOCKELGEHAEUSE HAN 10B HOCH 80,8mm | BS HOUSING | | |
| 51 | 60 56 085 01 | 12 | CRIMPKONTAKT 1,6mm 1,5mm ² 10A | CRIMPING CONTACT | | |
| 52 | 60 56 646 01 | 1 | BUCHSENEINSATZ HAN MODUL 12-POL 5A | FEMALE INSERT | | |
| 53 | 60 56 649 01 | 1 | GELENKRAHMEN HAN 10B 36,5mm IP65 | HINGED FRAME | | |
| 54 | 60 56 653 01 | 1 | BUCHSENKONTAKT | SLEEVE CONTACT | | |
| 55 | 50 08 4 | 2 | BUCHSENKONTAKT 1,6mm 1mm ² 10A | SLEEVE CONTACT | | |
| 56 | 60 56 642 01 | 1 | BUCHSENEINSATZ HAN QUINTAX 4-POLX2 | FEMALE INSERT | | |
| 60 | 63 61 022 01 | 5 | KLEMME 0,2-4 mm ² | TERMINAL/CLAMP | | |
| 61 | 63 61 059 01 | 2 | KLEMME /0,2-4 mm ² | TERMINAL/CLAMP | | |
| 63 | 63 61 096 01 | 3 | UNIVERSALENDKLAMMER | TERMINAL CLAMP UNIVERSAL | | |
| 70 | 96 95 901 01 | 1 | STEUERLEITUNG ELZ050FZ149-000 | CONTROL LEAD | | |
| 71 | 96 95 934 01 | 1 | TYPENSCHILD 4005-51365 | TYPE PLATE | | |
| 75 | 96 95 902 01 | 1 | STEUERLEITUNG ELZ050FZ150-000 | CONTROL LEAD | | |
| 86 | 40 04 022 | 12 | SENKSCHRAUBE ISO 2009 M5X12 4.8 A2C | COUNTERSUNK SCREW | | |
| 88 | 10 16 926 4 | 2 | SPERRZAHNSCHRAUBE M8X30 8.8 A2C | SERRATED LOCKING SCREW | | |

26.5.2015
302971

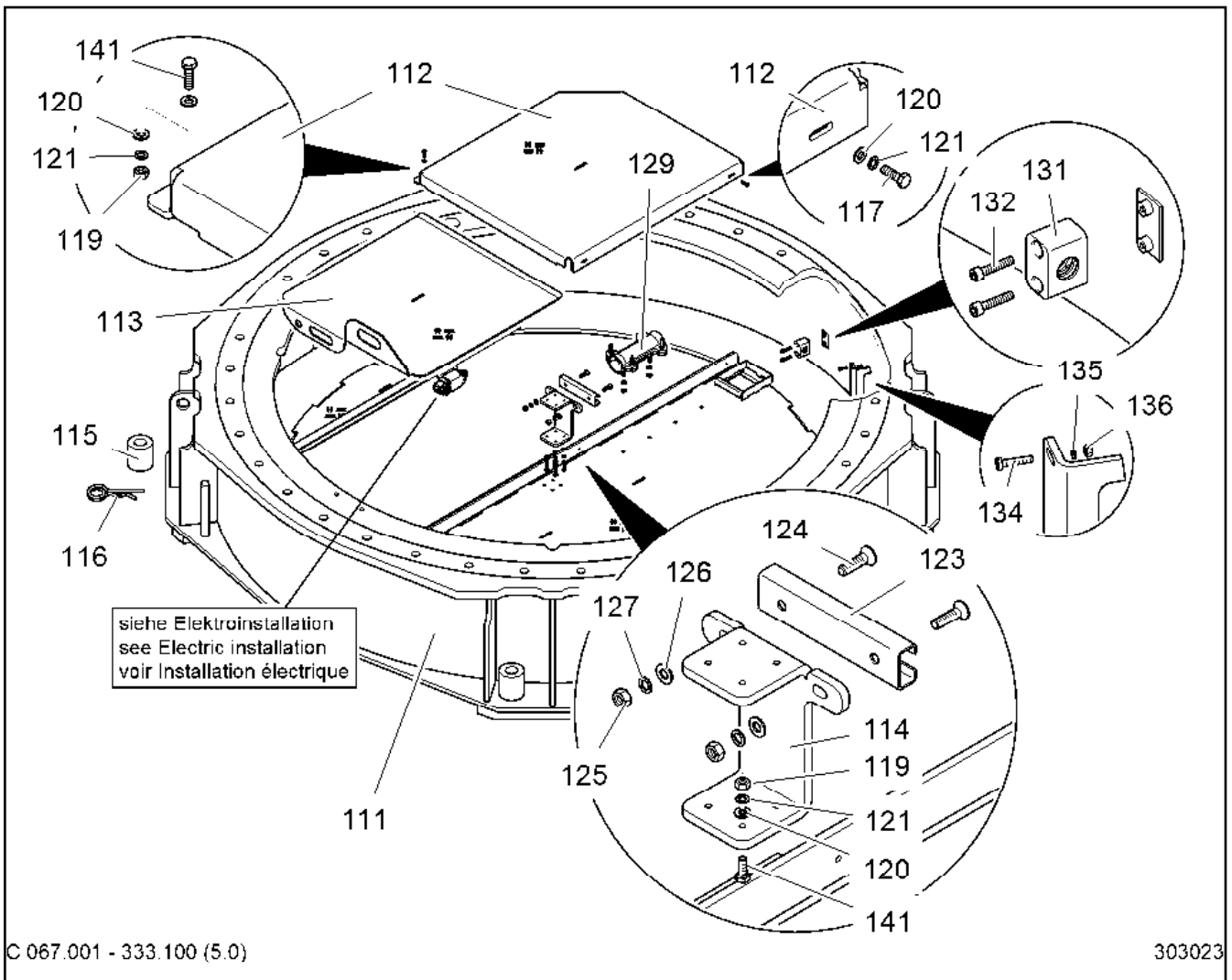
LE21035_150ecb8lit_etl_de

145

LIEBHERR

SCHALTUNG
CONTROL

96 95 855 01



| Pos. | Artikel | Menge | Bezeichnung | Description | Serie | K |
|------|--------------|-------|--|---------------------|-------|---|
| 111 | 96 96 483 01 | 1 | KUD-AUFLAGE SCHW. C067.001-333.111 | | | |
| 112 | 96 96 477 01 | 1 | DECKEL 5X768X830 C067.001-333.112 | COVER | | |
| 113 | 96 96 478 01 | 1 | SCHIEBER 5X609X726 C067.001-333.113 | DAMPERS | | |
| 114 | 96 96 491 01 | 1 | BLECH 8X150X263 C067.001-333.114 | PLATE | | |
| 115 | 95 64 019 01 | 8 | DISTANZROHR 38X76,1X85 C153.001-311.31 | DISTANCE TUBE | | |
| 116 | 43 31 006 01 | 4 | FEDERSTECKER LN 262 6,3X97 A3C | SPRING PLUG | | |
| 117 | 40 65 099 | 2 | SECHSKANTSCHRAUBE ISO 4017 M6X16 8. | HEX SCREW | | |
| 119 | 41 15 073 01 | 6 | SECHSKANTMUTTER ISO 4032 M6 10 A2C | HEX NUT | | |
| 120 | 42 00 009 01 | 14 | SCHEIBE ISO 7089 6 200HV A3C A3C | WASHER | | |
| 121 | 42 39 106 01 | 8 | SICHERUNGSSCHEIBE 6,4/10X1,4 VS ZN5/ | LOCK WASHER | | |
| 123 | 90 04 631 7 | 1 | PROFILSCHIENE 35X18X150 C067.001-333. | RAIL PROFILE | | |
| 124 | 40 00 789 | 2 | ZYLINDERSCHRAUBE DIN 7984 M8X25 8.8 | SOCKET HEAD SCREW | | |
| 125 | 41 15 046 01 | 2 | SECHSKANTMUTTER ISO 4032 M8 10 A2C | HEX NUT | | |
| 126 | 42 00 012 01 | 2 | SCHEIBE ISO 7089 8 200HV A3C A3C | WASHER | | |
| 127 | 42 39 108 01 | 2 | SICHERUNGSSCHEIBE 8,4/13X1,7 VS 8 ZN5/ | LOCK WASHER | | |
| 129 | 60 27 025 01 | 1 | ZUGENTLASTUNGSSCHELLE | STRAIN RELIEF CLAMP | | |
| 131 | 60 20 785 01 | 1 | SHELLE DIN 3015-1 L 3 R 20 | CLAMP | | |
| 132 | 40 42 106 | 2 | ZYLINDERSCHRAUBE ISO 4762 M6X30 8.8 | SOCKET HEAD SCREW | | |
| 134 | 40 02 306 | 4 | FLACHKOPFSCHRAUBE ISO 7045 M5x25 4. | PAN-HEAD SCREW | | |
| 135 | 42 00 008 01 | 4 | SCHEIBE ISO 7089 5 200HV A3C A3C | WASHER | | |
| 136 | 41 15 043 01 | 4 | SECHSKANTMUTTER ISO 4032 M5 8 A2C A2 | HEX NUT | | |
| 138 | 10 11 257 8 | 0 | ENDSCHALTER TASTEND SCHLEICHKONT | LIMIT SWITCH | | |
| 139 | 40 42 027 01 | 0 | ZYLINDERSCHRAUBE ISO 4762 M5X45 8.8 | SOCKET HEAD SCREW | | |
| 140 | 42 39 105 01 | 0 | SICHERUNGSSCHEIBE VS 5 ZN5/CN/T2 ZN | LOCK WASHER | | |
| 141 | 46 00 102 | 6 | SECHSKANTSCHRAUBE ISO 4017 M6X30 8. | HEX SCREW | | |

26.5.2015
303023

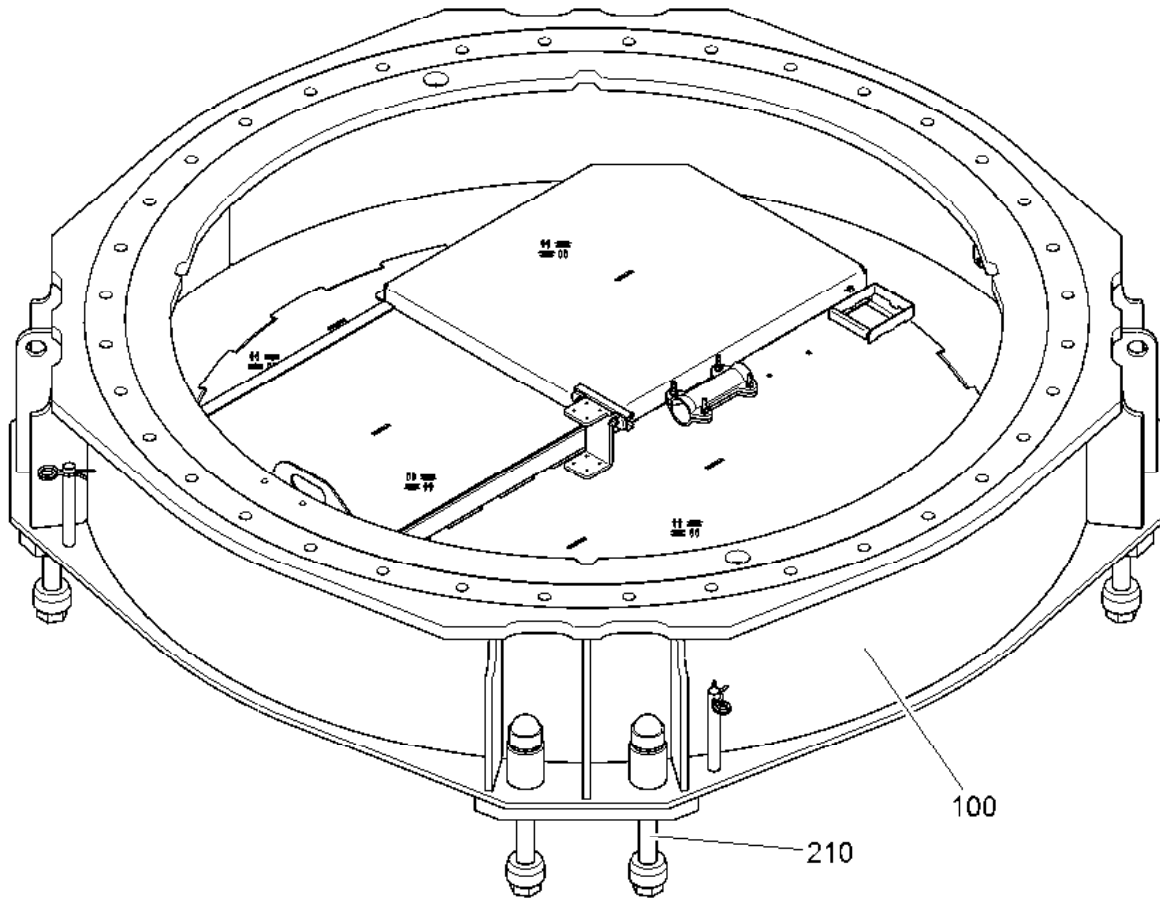
LE21035_150ecb8lit_etl_de

146

LIEBHERR

KUD-AUFLAGE
SLEWING RING SUPPORT

96 96 482 01



C 067.001 - 333.000

303018

| Pos. | Artikel | Menge | Bezeichnung | Description | Serie | K |
|------|--------------|-------|---|----------------------|-------|---|
| 100 | 96 96 482 01 | 1 | KUD-AUFLAGE C067.001-333.100 ⇒ □ 146 | SLEWING RING SUPPORT | | |
| 200 | 96 96 516 01 | 1 | VERBINDUNGSMATERIAL C067.001-333.200 ⇒ □ 148 | FASTENERS | | |

26.5.2015
303018

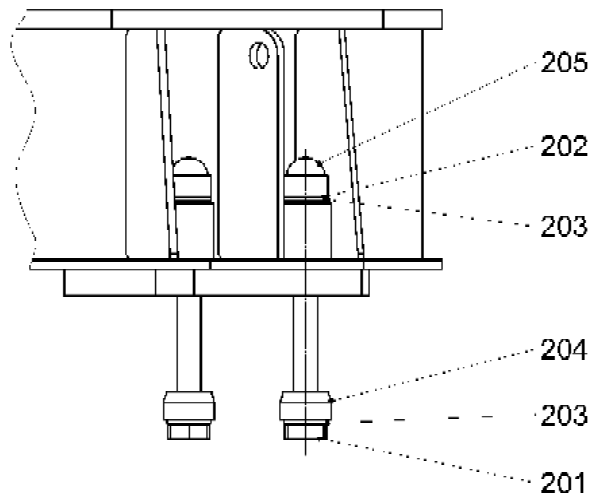
LIEBHERR

LE21035_150ecb8lit_etl_de

KUD-AUFLAGE
SLEWING RING SUPPORT

□ 147

96 96 515 01



C067.001-333.200

303019

| Pos. | Artikel | Menge | Bezeichnung | Description | Serie | K |
|------|--------------|-------|-------------------------------------|----------------|-------|---|
| 201 | 40 62 904 01 | 8 | SECHSKANTSCHRAUBE LN 31 M36X390 12. | HEX SCREW | | |
| 202 | 41 15 183 01 | 8 | MUTTER AEHNL.ISO 4033 M36 12 | NUT | | |
| 203 | 42 15 040 01 | 16 | SCHEIBE LN 75 37 295-350HV10HV | WASHER | | |
| 204 | 95 08 128 01 | 8 | HUELSE C010.030-331.116 38/77 C45 | SLEEVE | | |
| 205 | 77 90 140 01 | 8 | SCHUTZKAPPE M36 SCHWARZ LLD-PE | PROTECTING CAP | | |

26.5.2015
303019

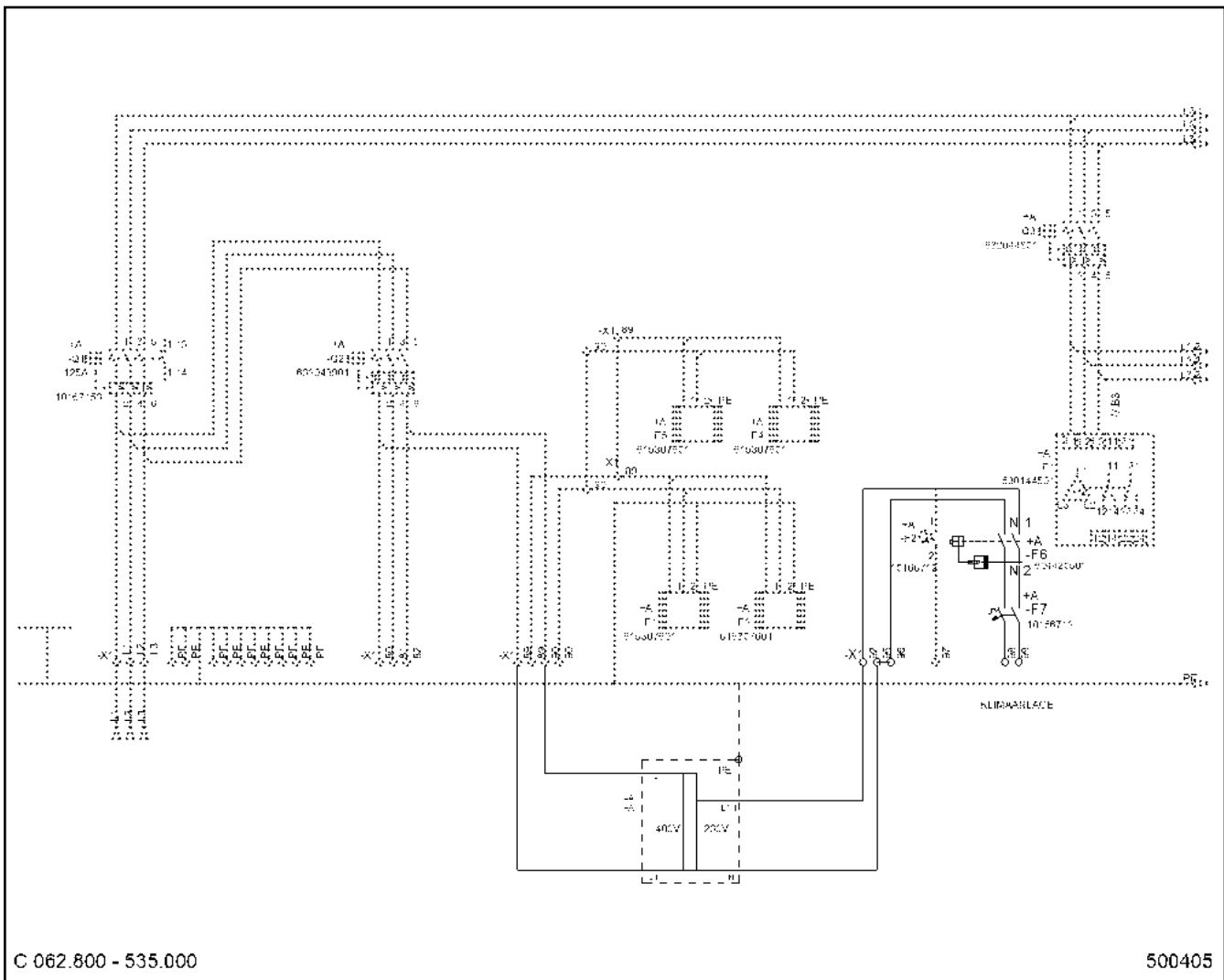
LIEBHERR


LE21035_150ecb8lit_etl_de

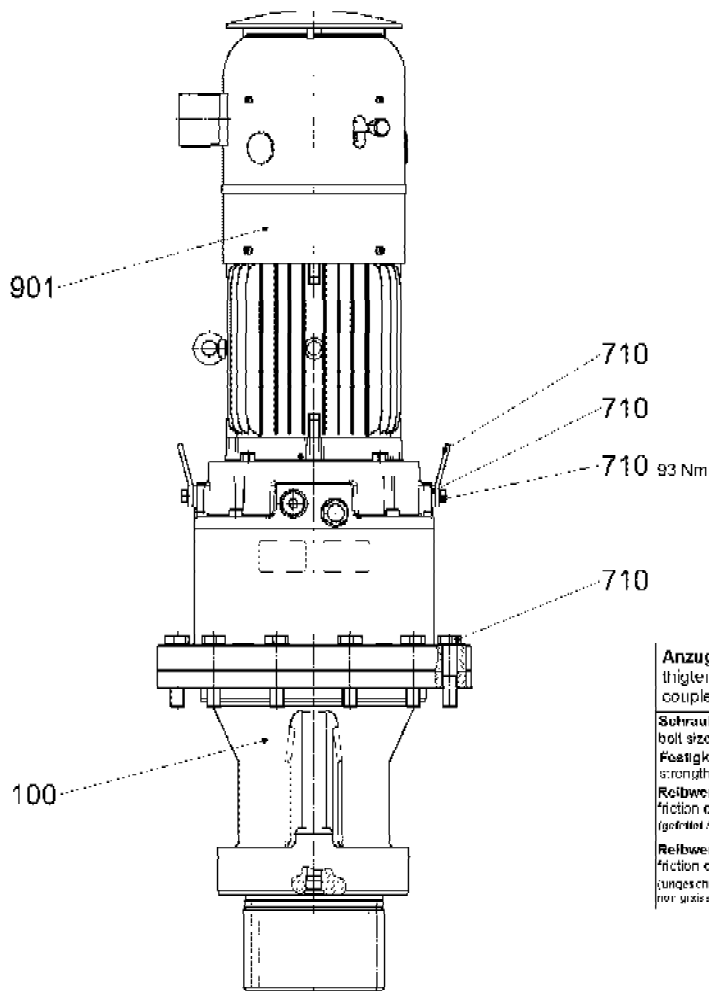
VERBINDUNGSMATERIAL
FASTENERS

148

96 96 516 01



| Pos. | Artikel | Menge | Bezeichnung | Description | Serie | K |
|------|--------------|-------|--|----------------------------|-------|---|
| 100 | 90 12 299 30 | 1 | KABELBAUM AIRE ACONDICIONADO C062. ⇒  45 | CABLE HARNESS | | |
| 301 | 10 35 349 0 | 1 | GEHAEUSE GEWISS 82 1+3 D23 IP40 | HOUSING | | |
| 302 | 60 69 191 13 | 1 | STECKDOSE 2P+E-10 16A 250 | SOCKET | | |
| 303 | 60 50 087 01 | 1 | GERAETESTECKER CEE-STECKER 3-POL 1 | DEVICE PLUG | | |
| 304 | 60 52 123 08 | 1 | KUPPLUNGSDOSE CEE-DOSE 3-POL 16A 2 | COUPLING SOCKET | | |
| 305 | 10 16 694 6 | 1 | FI-SCHUTZSCHALTER CHARAKTERISTIK B | FAULT CURRENT-CIRCUIT BREA | | |
| 307 | 63 61 025 01 | 2 | KLEMME 0,2-4 mm ² | TERMINAL/CLAMP | | |
| 308 | 46 00 775 | 2 | FLACHKOPFSCHRAUBE ISO 7045 M5X30 H | PAN-HEAD SCREW | | |
| 309 | 42 00 008 01 | 2 | SCHEIBE ISO 7089 5 200HV A3C A3C | WASHER | | |
| 310 | 41 15 043 01 | 2 | SECHSKANTMUTTER ISO 4032 M5 8 A2C A2 | HEX NUT | | |






Anzugsmomente für Befestigungsschrauben
 tightening torques for fastening bolts
 couples de serrage des boutons de fixation

| | |
|---|--------|
| Schraubengröße bolt size / grandeur de boulon | M20 |
| Festigkeitsklasse strength rating / classe de résistance | 8.8 |
| Reibwert $\mu_{0,10}$ friction coefficient / coefficient de frottement (geölt / greased / greased) | 363 Nm |
| Reibwert $\mu_{0,14}$ friction coefficient / coefficient de frottement (ungeschmiert und ungelölt / ungreased and ungreased / non greased et non huilé) | 464 Nm |

DRW180AZ416-000.000(1.0)

302946

| Pos. | Artikel | Menge | Bezeichnung | Description | Serie | K |
|------|--------------|-------|---|----------------|-------|---|
| 100 | 93 23 566 01 | 1 | GETRIEBE GET140AZ407-100.000 ⇒  121 | GEARBOX | | |
| 710 | 97 44 248 01 | 1 | VERBINDUNGSMATERIAL DRW180AZ404-71 ⇒  155 | FASTENERS | | |
| 810 | 10 16 552 4 | 1 | KLEBEETIKETT 45mmX70mm POLYESTER S | ADHESIVE LABEL | | |
| 901 | 96 99 582 01 | 1 | MOTOR E12.0585X000/116 SPF.3 ⇒  151 | MOTOR | | |

26.5.2015
302946

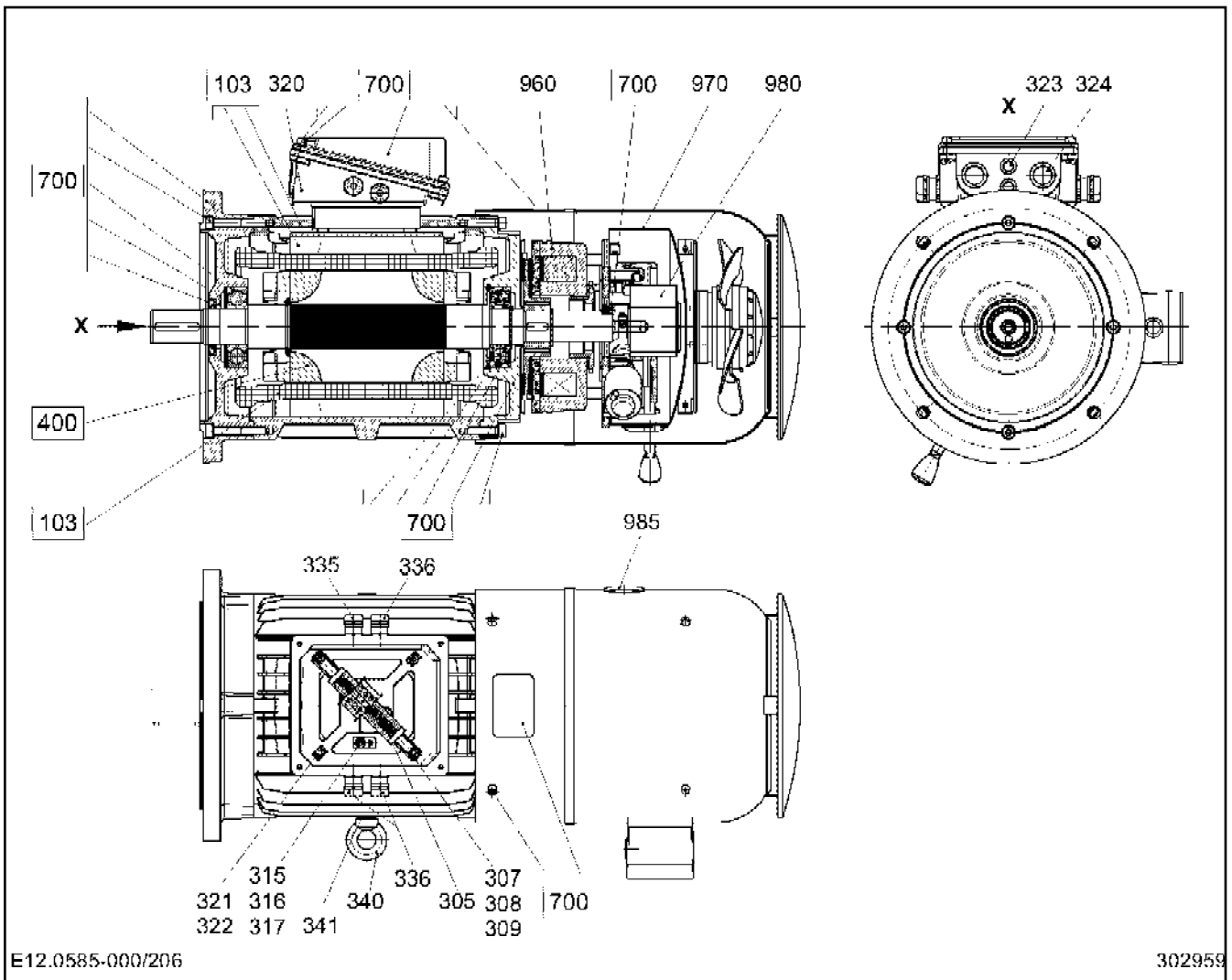
LIEBHERR

LE21035_150ecb8lit_etl_de

DREHWERK
SLEWING GEAR

 150

96 99 471 01



E12.0585-000/206

302959

| Pos. | Artikel | Menge | Bezeichnung | Description | Serie | K |
|------|--------------|-------|--|-------------------|-------|---|
| 103 | 93 28 857 01 | 1 | STATOR E12.0585X802/001 4POL.PL=170 | STATOR | | |
| 305 | 93 28 862 01 | 1 | KLEMMLEISTE E00.0000X640/022 | CLAMPING STRIP | | |
| 307 | 46 00 384 | 2 | ZYLINDERSCHRAUBE ISO 4762 M6X40 8.8 | SOCKET HEAD SCREW | | |
| 308 | 93 30 317 01 | 2 | ROHR 8X0,8X5 F401-0 00-00 X12CRN18 | TUBE | | |
| 309 | 93 98 613 01 | 2 | ROHR 9X12X15 E00.0012X337/013 | TUBE | | |
| 315 | 62 50 011 01 | 1 | ERDUNGSZEICHEN 12mmX25mm ERDUNGS | EARTH SYMBOL | | |
| 316 | 46 00 049 | 1 | ZYLINDERSCHRAUBE ISO 4762 M6X12 8.8 | SOCKET HEAD SCREW | | |
| 317 | 42 00 504 01 | 2 | SCHEIBE ISO 7089 6 MS | WASHER | | |
| 320 | 93 28 863 01 | 1 | KLEMMKASTEN E00.0184X601/160 GRUN | TERMINAL BOX | | |
| 321 | 40 42 002 | 2 | ZYLINDERSCHRAUBE ISO 4762 M6X20 8.8 | SOCKET HEAD SCREW | | |
| 322 | 42 39 106 01 | 4 | SICHERUNGSSCHEIBE 6,4/10X1,4 VS ZN5/ | LOCK WASHER | | |
| 323 | 77 90 289 01 | 2 | TELLERSTOPFEN 24 NATUR LLD-PE | TAPER PLUG | | |
| 324 | 77 90 284 01 | 2 | TELLERSTOPFEN 14,5 NATUR LLD-PE | TAPER PLUG | | |
| 335 | 60 24 401 01 | 1 | KABELVERSCHRAUBUNG M16X1,5/4,5-10 M | CABLE GLAND | | |
| 336 | 60 24 409 01 | 3 | KABELVERSCHRAUBUNG M16X1,5/2-7 MS | CABLE GLAND | | |
| 340 | 40 26 002 01 | 1 | SCHRAUBE DIN 580 M 10 C15E A3C | SCREW | | |
| 341 | 42 00 013 01 | 1 | SCHEIBE ISO 7089 10 200HV A3C A3C | WASHER | | |
| 400 | 93 28 858 01 | 1 | ROTOR 4POL.PL=170 E12.0585X910/001 | ROTOR | | |
| | | | ⇒ □ 128 | | | |
| 700 | 93 28 859 01 | 1 | MONTAGETEILE E12.0500x990/001 | MOUNTING PARTS | | |
| | | | ⇒ □ 129 | | | |
| 960 | 10 16 927 4 | 1 | BREMSE 100Nm -205V 71W | BRAKE | | |
| | | | ⇒ □ 16 | | | |
| 970 | 93 23 524 01 | 1 | WINDFREISTELLUNG E21.0500X992/102 | FREE JIB SLEWING | | |
| | | | ⇒ □ 119 | | | |
| 980 | 10 03 065 4 | 1 | DREHGEBER 0-6000 U/MIN ITD 40 A 4Y 125 | ROTARY ENCODER | | |

26.5.2015
302959

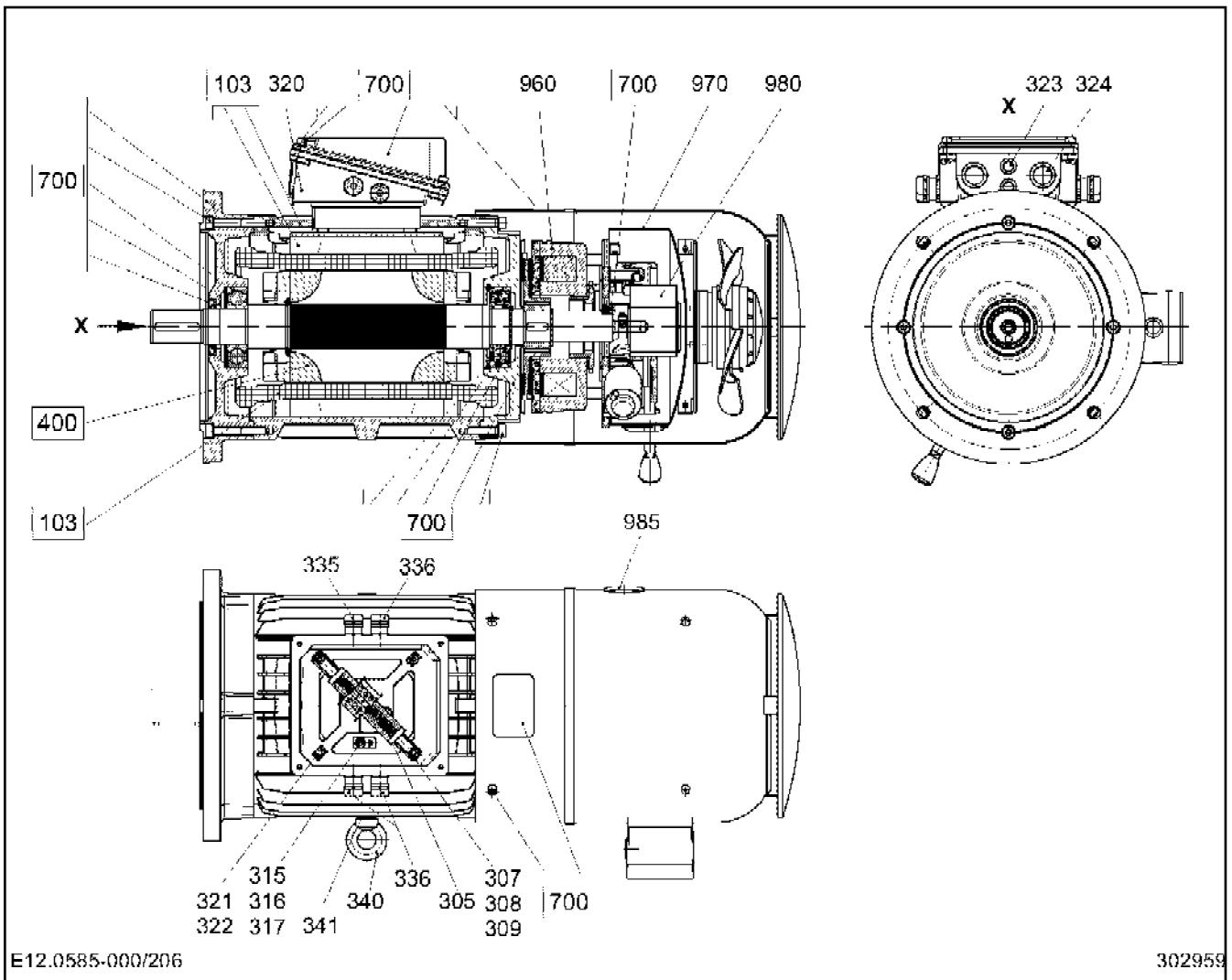
LE21035_150ecb8lit_etl_de

□ 151 (1/2)

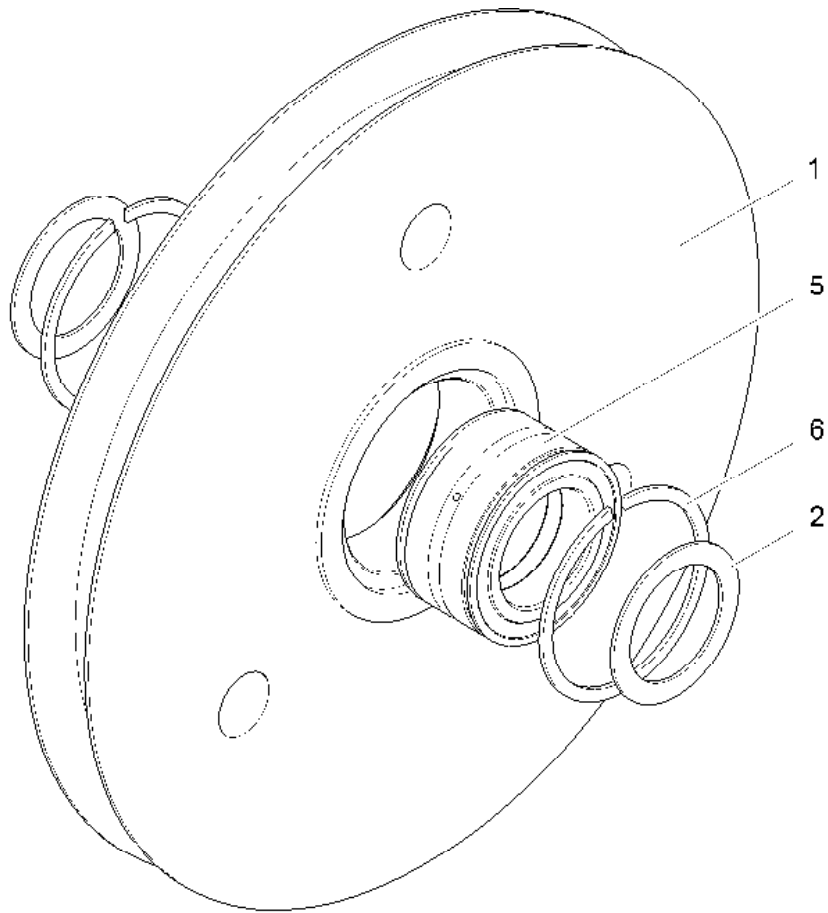
LIEBHERR

MOTOR
MOTOR

96 99 582 01



| Pos. | Artikel | Menge | Bezeichnung | Description | Serie | K |
|------|--------------|-------|-------------|--------------|-------|---|
| 985 | 60 27 012 01 | 2 | KABELTUELLE | CABLE SLEEVE | | |



SER09.35EV55-00-000 (0.0)

303835

| Pos. | Artikel | Menge | Bezeichnung | Description | Serie | K |
|------|--------------|-------|--------------------------------------|---------------|-------|---|
| 1 | 97 02 891 01 | 1 | SEILROLLE SER09.35EV55-01 | ROPE PULLEY | | |
| 2 | 99 10 242 01 | 2 | DISTANZROHR 55,3X75X2 SER09.35AV55-0 | DISTANCE TUBE | | |
| 5 | 10 16 990 2 | 1 | LAGER 55X90X46 | BEARING | | |
| 6 | 74 74 525 01 | 2 | SPRENGRING WRE 90 | SNAP RING | | |

26.5.2015
303835

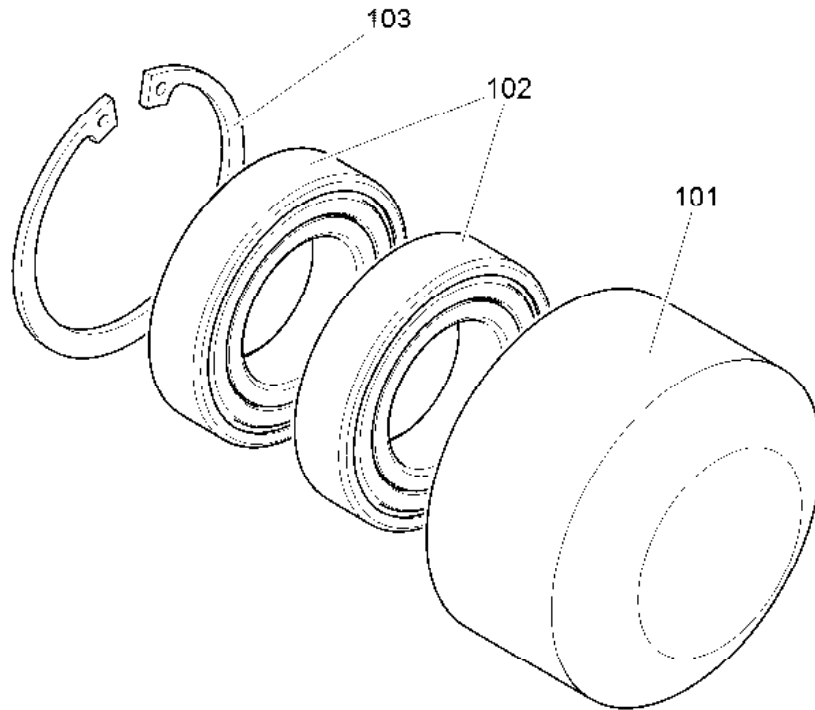
LE21035_150ecb8lit_etl_de

153

LIEBHERR

SEILROLLE
ROPE PULLEY

97 02 890 01



C 064.001 - 413.230

303540

| Pos. | Artikel | Menge | Bezeichnung | Description | Serie | K |
|------|--------------|-------|--------------------------------------|--------------------------|-------|---|
| 101 | 96 92 534 01 | 1 | RAD C064.001-413.212 70X42 | WHEEL | | |
| 102 | 74 51 286 01 | 2 | RILLENKUGELLAGER DIN 625 30X55X13 -6 | DEEP GROOVE BALL BEARING | | |
| 103 | 10 17 162 2 | 1 | SICHERUNGSRING DIN 472 55X2 FLZNNC-1 | LOCKING RING | | |

26.5.2015
303540

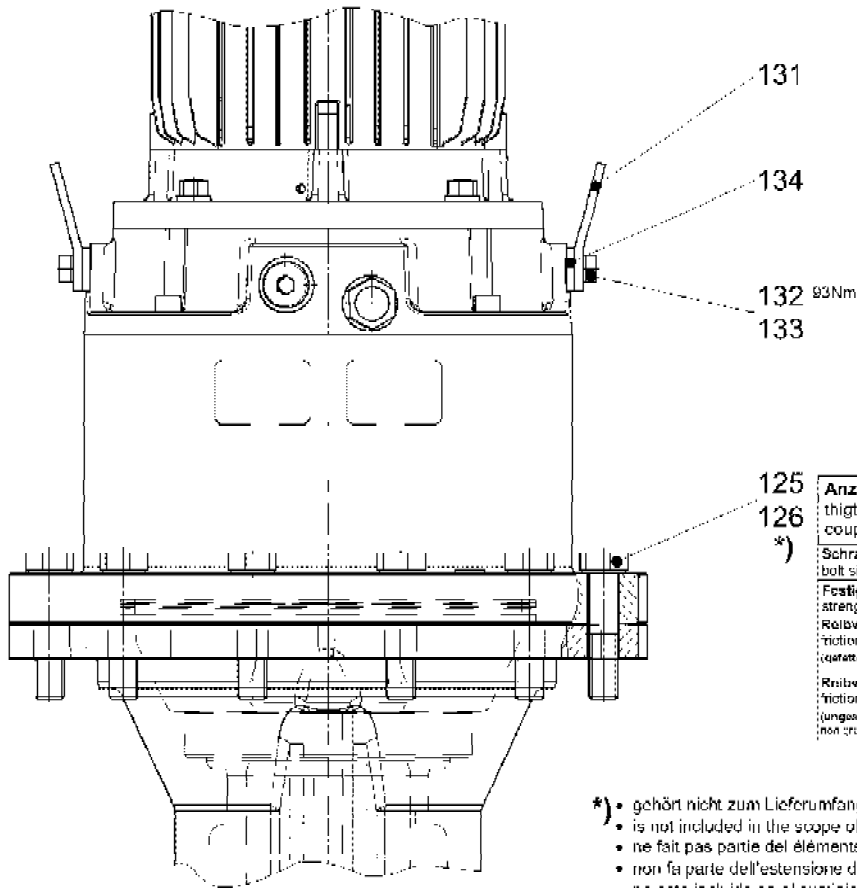
LIEBHERR

LE21035_150ecb8lit_etl_de

RAD
WHEEL

154

97 05 794 01



| Anzugsmomente für Befestigungsschrauben tightening torques for fastening bolts coups de serrage des boulons de fixation | |
|---|--------|
| Schraubengröße bolt size / grandeur de boulon | M20 |
| Festigkeitsklasse strength rating / classe de résistance | 8.8 |
| Reibwert μ_{ges} = 0,10 friction coefficient / coefficient de frottement: (gestrichelt / grasse / grassee) | 363 Nm |
| Reibwert μ_{ungr} = 0,14 friction coefficient / coefficient de frottement: (ungeschmiert und ungelölt / ne graisse pas ni lubrifié / non grassé et non huilé) | 464 Nm |

- *) gehört nicht zum Lieferumfang des Verbindungsmaterials
- is not included in the scope of delivery of the fasteners
 - ne fait pas partie des éléments de fixation à fournir
 - non fa parte dell'estensione di fornitura del elementi di collegamento
 - no está incluido en el suministro del material de unión
 - не входит в объем поставки крепежный материал

DRW180AZ404-710.000

300770

| Pos. | Artikel | Menge | Bezeichnung | Description | Serie | K |
|------|--------------|-------|-------------------------------------|-------------|-------|---|
| 125 | 46 00 095 | 12 | SECHSKANTSCHRAUBE ISO 4014 M 20X90 | HEX SCREW | | |
| 126 | 42 39 120 01 | 12 | SICHERUNGSSCHEIBE 21/30X2,8 VS ZN5/ | LOCK WASHER | | |
| 131 | 97 44 238 01 | 2 | LASCHE 6X40X90 DRW180AZ401-710.131 | BUTT STRAP | | |
| 132 | 49 00 161 | 2 | SECHSKANTSCHRAUBE ISO 4017 M12X30 | HEX SCREW | | |
| 133 | 42 39 112 01 | 2 | SICHERUNGSSCHEIBE 13/18X2,1 VS ZN5/ | LOCK WASHER | | |
| 134 | 42 16 007 01 | 2 | SCHEIBE DIN 7349 13 200HV A3C VERZ | WASHER | | |

26.5.2015
300770

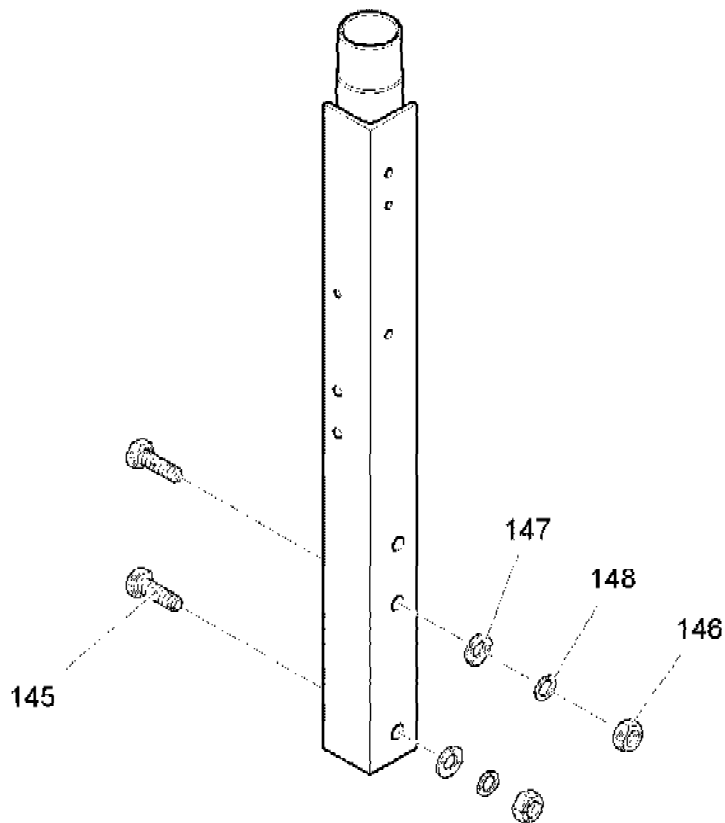
LIEBHERR

LE21035_150ecb8lit_etl_de

VERBINDUNGSMATERIAL
FASTENERS

155

97 44 248 01



ELZ 011 AF 004-140

301540

| Pos. | Artikel | Menge | Bezeichnung | Description | Serie | K |
|------|--------------|-------|-------------------------------------|-------------|-------|---|
| 141 | 97 51 324 01 | 1 | HALTERUNG 5X91X600 ELZ011AF004-141 | FASTENER | | |
| 145 | 40 00 828 | 2 | SECHSKANTSCHRAUBE ISO 4017 M10X30 | HEX SCREW | | |
| 146 | 41 15 047 01 | 2 | SECHSKANTMUTTER ISO 4032 M10 10 A3C | HEX NUT | | |
| 147 | 42 00 013 01 | 4 | SCHEIBE ISO 7089 10 200HV A3C A3C | WASHER | | |
| 148 | 42 39 110 01 | 2 | SICHERUNGSSCHEIBE VS 10 ZN5/CN/T2 V | LOCK WASHER | | |

26.5.2015
301540

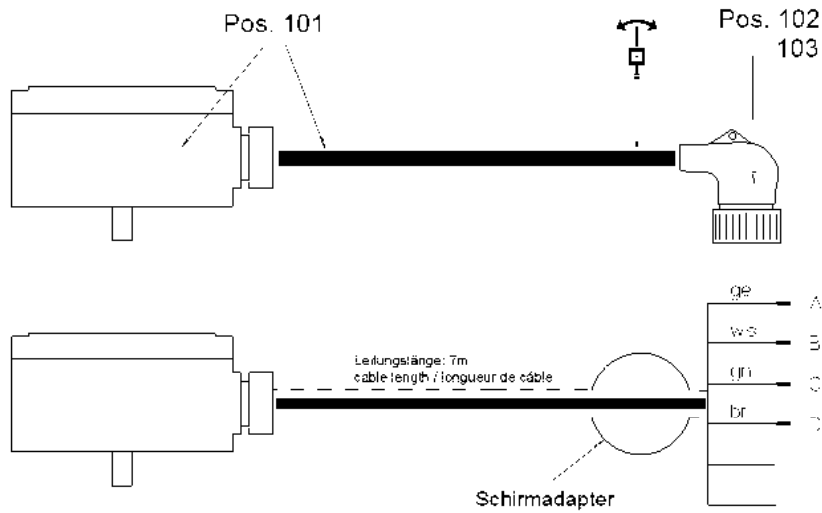
LIEBHERR

LE21035_150ecb8lit_etl_de

HALTERUNG
FASTENER

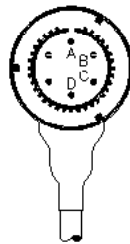
156

97 50 268 01



Fertigungshinweis:

Stecker lt. Plan anschließen
 Formteil lt. Skizze aufschumpfen
 Abstand zwischen Leitungsmarkierer
 u. Stecker 200 mm



**Steckerbelegung
 connector assignment /
 affectation du connecteur**

- A** : < Winkelsignal
 angle signal / signal d'angle
- B** : v Drehzahlsignal
 slewing speed signal /
 signal de vitesse d'orientation
- C** : + 24V } Versorgungsspannung
 distribution voltage /
 tension d'alimentation
- D** : 0

ELZ020AF010-000

303198

| Pos. | Artikel | Menge | Bezeichnung | Description | Serie | K |
|------|--------------|-------|----------------------------------|----------------------------|-------|---|
| 101 | 10 17 845 1 | 1 | WINKEL+DREHZAHLAUFN. OPTOELEKTR | ANGLE AND IMPULSE TRANSM | | |
| 102 | 60 50 341 01 | 1 | STECKER CANNON-STECKER 6-POL 22A | PLUG | | |
| 103 | 60 30 057 01 | 1 | FORMTEIL 30mm/5:1 | MOULDING | | |
| 110 | 69 10 610 01 | 1 | ANBAUSATZ FUER WINKELGEBER | INSTALL. SET FOR ANGLE TRA | | |

26.5.2015
 303198

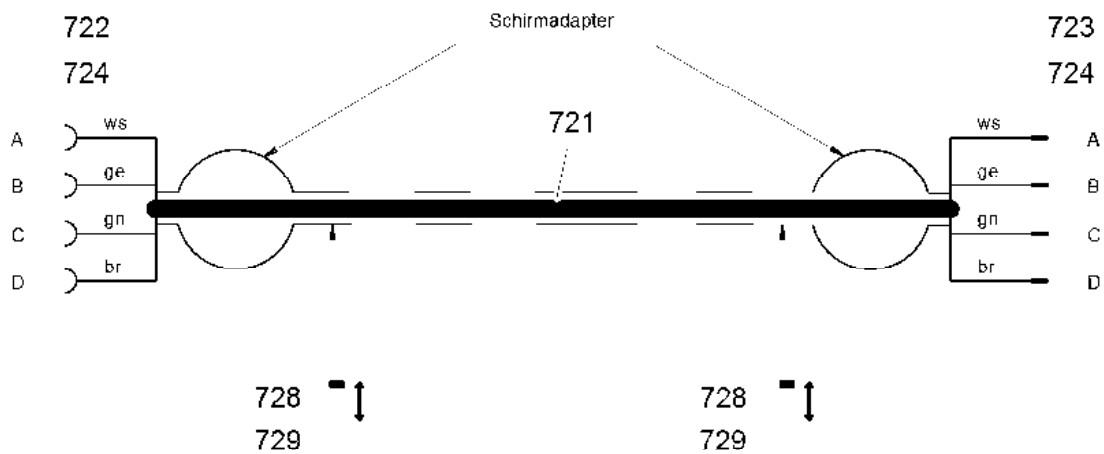
LIEBHERR

LE21035_150ecb8lit_etl_de

DREHWINKELSENSOR
 SLEWING ANGLE SENSOR

157

97 50 879 01



Endschalter Hubwerk
 limit switch hoist gear
 interrupteur de fin de course mécanisme de levage
 interruttore finecorsa meccanismo di sollevamento
 interruptor de fin de carrera mecanismo de elevación
 концевой выключатель грузовая лебёдка
 ELZ 020 GD 001 - 720

Fertigungshinweis:

Stecker lt. Plan anschließen
 Formteil lt. Skizze aufschumpfen
 Abstand zwischen Leitungsmarkierer
 u. Stecker 200 mm

309772

| Pos. | Artikel | Menge | Bezeichnung | Description | Serie | K |
|------|--------------|-------|----------------------------------|---------------------|-------|---|
| 721 | 60 02 541 01 | 30m | ELEKTROKABEL ABGESCHIRMT | ELECTRIC CABLE | | |
| 722 | 60 54 050 01 | 1 | KUPPLUNGSDOSE 4-POL 22A | COUPLING SOCKET | | |
| 723 | 60 50 340 01 | 1 | STECKER CANNON-STECKER 4-POL 22A | PLUG | | |
| 724 | 60 30 054 01 | 2 | FORMTEIL 31mm/4,3:1 | MOULDING | | |
| 728 | 60 27 861 01 | 1 | LEITUNGSMARKIERER | LINE MARKER | | |
| 729 | 60 30 072 01 | 2 | SCHRUMPFSCHLAUCH 9,5mm/2:1 | HEATSHRINK SLEEVING | | |

26.5.2015
 309772

LIEBHERR

LE21035_150ecb8lit_etl_de

STEUERLEITUNG
 CONTROL LEAD

158


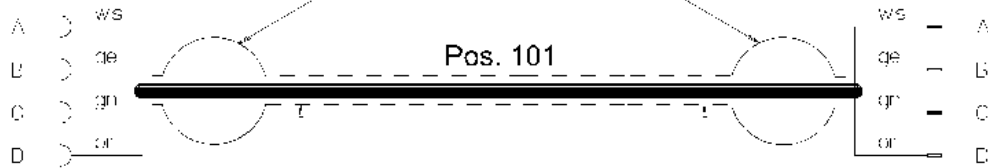
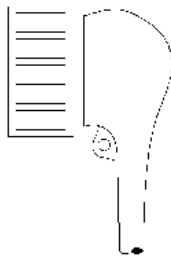
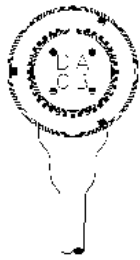
97 50 906 01

Pos. 102 / 104 / 122

Schirmadapter

Pos. 103 / 105 / 122

Pos. 106 - 108

Pos. 120
121 Pos. 120
121 

Fertigungshinweis:

Stecker lt. Plan anschließen
 Formteil lt. Skizze aufschumpfen
 Abstand zwischen Leitungsmarkierer
 u. Stecker 200 mm

Steuerleitung

control cable

ligne de commande

cavo di comando

línea de mando

линия (кабель) управления

- Sensor Lastmessung*- load measuring sensor**- détecteur de pesée de la charge**- sensore di misura carico**- sensor medición de carga**- датчик груза*

ELZ050FZ007-000

302806

| Pos. | Artikel | Menge | Bezeichnung | Description | Serie | K |
|------|--------------|-------|---------------------------------------|-----------------------|-------|---|
| 101 | 60 02 541 01 | 9m | ELEKTROKABEL ABGESCHIRMT | ELECTRIC CABLE | | |
| 102 | 60 54 050 01 | 1 | KUPPLUNGSDOSE 4-POL 22A | COUPLING SOCKET | | |
| 103 | 60 50 340 01 | 1 | STECKER CANNON-STECKER 4-POL 22A | PLUG | | |
| 104 | 60 30 053 01 | 1 | FORMTEIL 31mm/4,3:1 | MOULDING | | |
| 105 | 60 30 054 01 | 1 | FORMTEIL 31mm/4,3:1 | MOULDING | | |
| 106 | 60 27 346 01 | 1 | SCHOTTDURCHFUEHRUNG CANNON 4-PO | BULKHEAD PIPE FITTING | | |
| 107 | 40 02 485 | 4 | FLACHKOPFSCHRAUBE ISO 7045 M4X8 H 4. | PAN-HEAD SCREW | | |
| 108 | 42 39 104 01 | 4 | SICHERUNGSSCHEIBE 4,3/7X1 VS ZN5/CN/T | LOCK WASHER | | |
| 109 | 10 17 334 4 | 1 | SCHUTZKAPPE | PROTECTING CAP | | |
| 120 | 60 27 865 01 | 0 | LEITUNGSMARKIERER | LINE MARKER | | |
| 121 | 60 30 072 01 | 2 | SCHRUMPFSCHLAUCH 9,5mm/2:1 | HEATSHRINK SLEEVING | | |
| 122 | 60 30 071 01 | 0.1m | SCHRUMPFSCHLAUCH 10mm/3:1 | HEATSHRINK SLEEVING | | |

26.5.2015
302806

LE21035_150ecb8lit_etl_de

159

LIEBHERRSTEUERLEITUNG
CONTROL LEAD

97 51 009 01

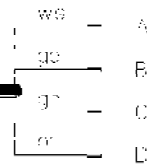
Pos. 104
105



Schirmadapter

Pos. 101

Pos. 102
103

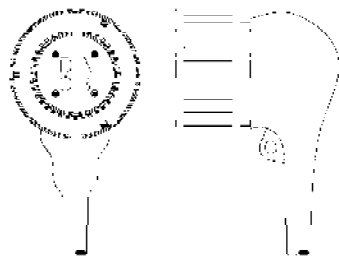


Pos. 106 - 108



Pos. 120
121

Pos. 120
121



Fertigungshinweis:

Stecker lt. Plan anschließen
Formteil lt. Skizze aufschumpfen
Abstand zwischen Leitungsmarkierer
u. Stecker 200 mm

Steuerleitung

control cable

ligne de commande

cavo di comando

línea de mando

линия (кабель) управления

- **Sensor Wind**

- *wind speed sensor*

- *capteur de vitesse de vent*

- *seniore del vento*

- *sensor de viento*

- *датчик силы ветра*

ELZ050FZ052-000

500044

| Pos. | Artikel | Menge | Bezeichnung | Description | Serie | K |
|------|--------------|-------|---------------------------------------|-----------------------|-------|---|
| 101 | 60 02 541 01 | 12m | ELEKTROKABEL ABGESCHIRMT | ELECTRIC CABLE | | |
| 102 | 60 50 340 01 | 1 | STECKER CANNON-STECKER 4-POL 22A | PLUG | | |
| 103 | 60 30 054 01 | 1 | FORMTEIL 31mm/4,3:1 | MOULDING | | |
| 104 | 60 54 050 01 | 1 | KUPPLUNGSDOSE 4-POL 22A | COUPLING SOCKET | | |
| 105 | 60 30 053 01 | 1 | FORMTEIL 31mm/4,3:1 | MOULDING | | |
| 106 | 60 27 346 01 | 1 | SCHOTTDURCHFUEHRUNG CANNON 4-PO | BULKHEAD PIPE FITTING | | |
| 107 | 40 02 485 | 4 | FLACHKOPFSCHRAUBE ISO 7045 M4X8 H 4. | PAN-HEAD SCREW | | |
| 108 | 42 39 104 01 | 4 | SICHERUNGSSCHEIBE 4,3/7X1 VS ZN5/CN/T | LOCK WASHER | | |
| 120 | 60 27 864 01 | 0 | LEITUNGSMARKIERER | LINE MARKER | | |
| 121 | 60 30 072 01 | 2 | SCHRUMPFSCHLAUCH 9,5mm/2:1 | HEATSHRINK SLEEVING | | |

26.5.2015
500044

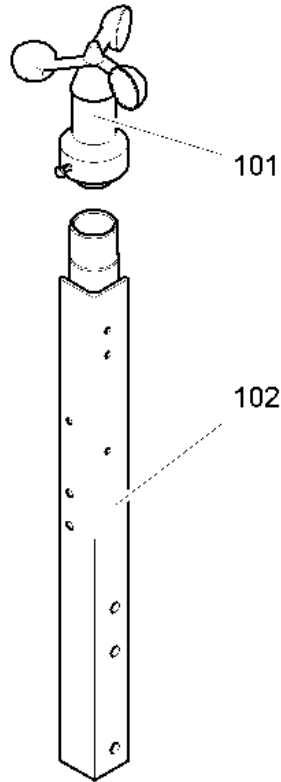
LIEBHERR

LE21035_150ecb8lit_etl_de

STEUERLEITUNG
CONTROL LEAD


160

97 51 166 01



ELZ 020 AF 031-000

302895

| Pos. | Artikel | Menge | Bezeichnung | Description | Serie | K |
|------|--------------|-------|--|-------------|-------|---|
| 102 | 97 50 268 01 | 1 | HALTERUNG ELZ011AF004-140 ⇒  156 | FASTENER | | |

26.5.2015
302895

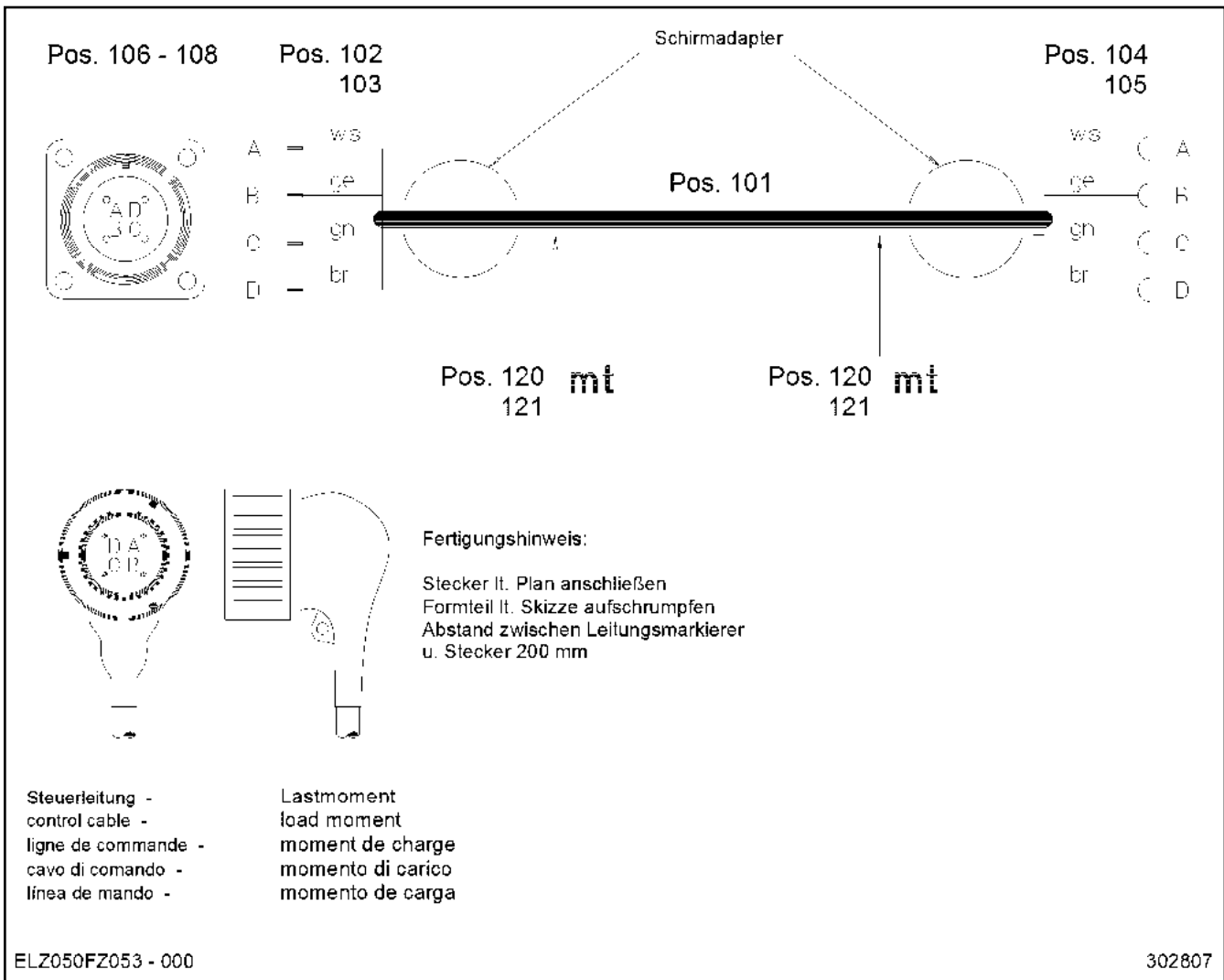
LIEBHERR

LE21035_150ecb8lit_etl_de

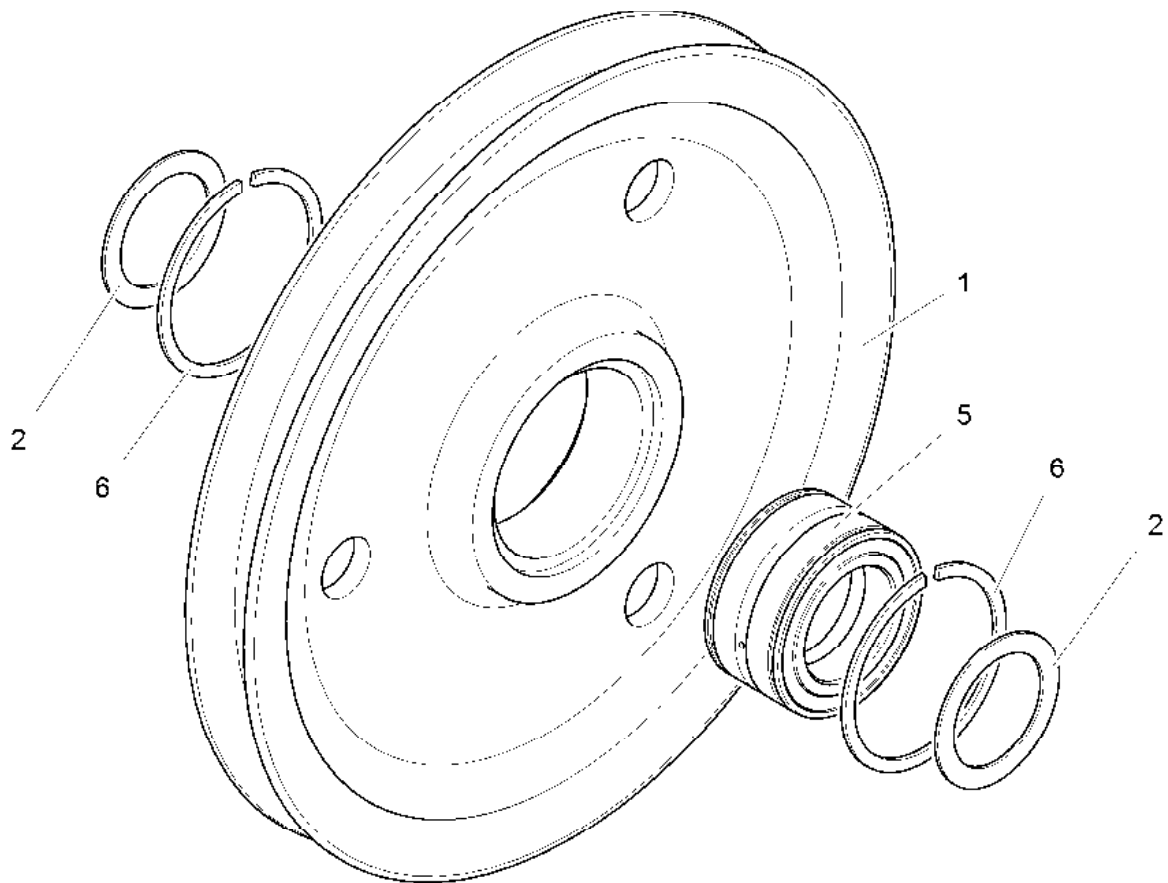
SENSOR WINDMESSUNG
SENSOR, WIND MEASUREMENT

 161

97 51 169 01



| Pos. | Artikel | Menge | Bezeichnung | Description | Serie | K |
|------|--------------|-------|---------------------------------------|-----------------------|-------|---|
| 101 | 60 02 541 01 | 11m | ELEKTROKABEL ABGESCHIRMT | ELECTRIC CABLE | | |
| 102 | 60 50 340 01 | 1 | STECKER CANNON-STECKER 4-POL 22A | PLUG | | |
| 103 | 60 30 054 01 | 1 | FORMTEIL 31mm/4,3:1 | MOULDING | | |
| 104 | 60 54 050 01 | 1 | KUPPLUNGSDOSE 4-POL 22A | COUPLING SOCKET | | |
| 105 | 60 30 053 01 | 1 | FORMTEIL 31mm/4,3:1 | MOULDING | | |
| 106 | 60 27 346 01 | 1 | SCHOTTDURCHFUEHRUNG CANNON 4-PO | BULKHEAD PIPE FITTING | | |
| 107 | 40 02 485 | 4 | FLACHKOPFSCHRAUBE ISO 7045 M4X8 H 4. | PAN-HEAD SCREW | | |
| 108 | 42 39 104 01 | 4 | SICHERUNGSSCHEIBE 4,3/7X1 VS ZN5/CN/T | LOCK WASHER | | |
| 120 | 60 27 866 01 | 0 | LEITUNGSMARKIERER | LINE MARKER | | |
| 121 | 60 30 072 01 | 2 | SCHRUMPFSCHLAUCH 9,5mm/2:1 | HEATSHRINK SLEEVING | | |



SER09.35AV55-00

300533

| Pos. | Artikel | Menge | Bezeichnung | Description | Serie | K |
|------|--------------|-------|--------------------------------------|---------------|-------|---|
| 1 | 99 10 241 01 | 1 | SEILROLLE SER09.35AV55-01 L6071 | ROPE PULLEY | | |
| 2 | 99 10 242 01 | 2 | DISTANZROHR 55,3X75X2 SER09.35AV55-0 | DISTANCE TUBE | | |
| 5 | 74 66 932 01 | 1 | LAGER | BEARING | | |
| 6 | 74 74 525 01 | 2 | SPRENGRING WRE 90 | SNAP RING | | |

26.5.2015
300533

LIEBHERR

LE21035_150ecb8lit_etl_de

SEILROLLE
ROPE PULLEY

163

99 10 240 01

| Artikel | Seite | Baugruppe | Pos. | Menge | Artikel | Seite | Baugruppe | Pos. | Menge |
|-------------|-------|--------------|------|-------|-------------|-------|--------------|------|-------|
| 10 00 198 0 | 13 | 10 16 781 8 | 52 | 1 | 10 03 989 6 | 14 | 10 16 840 0 | 3 | 1 |
| 10 00 233 5 | 13 | 10 16 781 8 | 51 | 1 | 10 03 989 7 | 15 | 10 16 885 4 | 12 | 1 |
| 10 00 236 1 | 13 | 10 16 781 8 | 53 | 1 | 10 03 991 0 | 15 | 10 16 885 4 | 10 | 1 |
| 10 00 241 0 | 111 | 90 80 371 6 | 11 | 1 | 10 03 991 2 | 15 | 10 16 885 4 | 8 | 1 |
| 10 00 242 0 | 111 | 90 80 371 6 | 10 | 1 | 10 03 991 5 | 15 | 10 16 885 4 | 7 | 6 |
| 10 00 263 3 | 98 | 90 80 317 6 | 118 | 1 | 10 03 992 2 | 15 | 10 16 885 4 | 6 | 6 |
| 10 00 491 2 | 94 | 90 80 312 5 | 623 | 3 | 10 03 992 3 | 15 | 10 16 885 4 | 4 | 6 |
| 10 00 559 5 | 7 | 10 02 407 1 | 6 | 1 | 10 03 992 4 | 15 | 10 16 885 4 | 3 | 6 |
| 10 00 622 7 | 117 | 93 19 635 01 | 110 | 1 | 10 03 992 5 | 15 | 10 16 885 4 | 2 | 1 |
| 10 00 634 9 | 13 | 10 16 781 8 | 23 | 4 | 10 04 031 8 | 120 | 93 23 524 01 | 24 | 2 |
| 10 00 635 0 | 5 | 10 00 634 9 | 2 | 1 | 10 04 048 1 | 30 | 90 03 019 0 | 30 | 1 |
| 10 00 635 1 | 6 | 10 00 635 2 | 2 | 1 | 10 04 201 8 | 14 | 10 16 840 0 | 2 | 1 |
| 10 00 635 2 | 13 | 10 16 781 8 | 34 | 1 | 10 04 515 5 | 113 | 90 80 414 0 | 40 | 1 |
| 10 01 093 4 | 135 | 93 43 417 01 | 31 | 0 | 10 04 515 7 | 77 | 90 80 299 4 | 605 | 2 |
| 10 01 796 2 | 120 | 93 23 524 01 | 8 | 2 | 10 04 543 6 | 10 | 10 16 747 5 | 8 | 2Satz |
| 10 01 844 2 | 120 | 93 23 524 01 | 7 | 2 | 10 04 543 6 | 22 | 64 01 513 01 | 8 | 2Satz |
| 10 02 121 0 | 83 | 90 80 306 7 | 117 | 1 | 10 09 759 2 | 79 | 90 80 299 6 | 732 | 4 |
| 10 02 123 6 | 43 | 90 11 770 30 | 308 | 1 | 10 09 794 9 | 106 | 90 80 340 2 | 103 | 1 |
| 10 02 125 4 | 124 | 93 24 124 01 | 838 | 1 | 10 11 249 2 | 83 | 90 80 306 7 | 120 | 2 |
| 10 02 126 2 | 122 | 93 24 123 01 | 675 | 1 | 10 11 257 8 | 146 | 96 96 482 01 | 138 | 0 |
| 10 02 126 4 | 122 | 93 24 123 01 | 676 | 1 | 10 11 287 2 | 106 | 90 80 340 2 | 104 | 1 |
| 10 02 147 9 | 79 | 90 80 299 6 | 739 | 4 | 10 16 552 3 | 132 | 93 33 873 01 | 75 | 1 |
| 10 02 188 7 | 4 | 10 00 622 7 | 22 | 2 | 10 16 552 4 | 28 | 90 00 386 9 | 194 | 1 |
| 10 02 188 8 | 4 | 10 00 622 7 | 27 | 1 | 10 16 552 4 | 121 | 93 23 566 01 | 201 | 1 |
| 10 02 188 9 | 4 | 10 00 622 7 | 21 | 1 | 10 16 552 4 | 124 | 93 24 124 01 | 860 | 1 |
| 10 02 189 0 | 4 | 10 00 622 7 | 20 | 1 | 10 16 552 4 | 129 | 93 28 859 01 | 860 | 1 |
| 10 02 189 1 | 4 | 10 00 622 7 | 12 | 1 | 10 16 552 4 | 150 | 96 99 471 01 | 810 | 1 |
| 10 02 189 2 | 4 | 10 00 622 7 | 25 | 1 | 10 16 607 3 | 83 | 90 80 306 7 | 134 | 3m |
| 10 02 189 3 | 4 | 10 00 622 7 | 5 | 1 | 10 16 607 5 | 83 | 90 80 306 7 | 135 | 4 |
| 10 02 189 4 | 4 | 10 00 622 7 | 6 | 1 | 10 16 625 4 | 117 | 93 19 635 01 | 130 | 1 |
| 10 02 189 5 | 4 | 10 00 622 7 | 26 | 1 | 10 16 625 8 | 26 | 90 00 386 9 | 130 | 1 |
| 10 02 189 6 | 4 | 10 00 622 7 | 1 | 1 | 10 16 635 7 | 8 | 10 16 636 3 | 3 | 2 |
| 10 02 189 7 | 4 | 10 00 622 7 | 2 | 1 | 10 16 635 8 | 8 | 10 16 636 3 | 6 | 2 |
| 10 02 189 9 | 4 | 10 00 622 7 | 3 | 1 | 10 16 635 9 | 8 | 10 16 636 3 | 5 | 2 |
| 10 02 190 0 | 4 | 10 00 622 7 | 4 | 1 | 10 16 636 0 | 8 | 10 16 636 3 | 7 | 2 |
| 10 02 190 1 | 4 | 10 00 622 7 | 13 | 1 | 10 16 636 1 | 8 | 10 16 636 3 | 2 | 1 |
| 10 02 213 7 | 120 | 93 23 524 01 | 2 | 2 | 10 16 636 3 | 15 | 10 16 885 4 | 14 | 1 |
| 10 02 213 8 | 120 | 93 23 524 01 | 16 | 4 | 10 16 636 7 | 8 | 10 16 636 3 | 9 | 2 |
| 10 02 213 9 | 120 | 93 23 524 01 | 6 | 1 | 10 16 694 6 | 149 | 96 99 124 01 | 305 | 1 |
| 10 02 214 1 | 120 | 93 23 524 01 | 27 | 2 | 10 16 747 5 | 13 | 10 16 781 8 | 11 | 1 |
| 10 02 214 4 | 120 | 93 23 524 01 | 17 | 2 | 10 16 771 0 | 43 | 90 11 770 30 | 306 | 1 |
| 10 02 274 0 | 83 | 90 80 306 7 | 112 | 1 | 10 16 773 8 | 13 | 10 16 781 8 | 58 | 1 |
| 10 02 292 5 | 30 | 90 03 019 0 | 74 | 1 | 10 16 780 6 | 111 | 90 80 371 6 | 16 | 1 |
| 10 02 407 1 | 16 | 10 16 927 4 | 1 | 1 | 10 16 781 8 | 2 | 15 0E CB_0 | 810 | 1 |
| 10 02 407 2 | 7 | 10 02 407 1 | 8 | 1 | 10 16 787 1 | 79 | 90 80 299 6 | 738 | 1 |
| 10 02 407 3 | 7 | 10 02 407 1 | 1 | 1 | 10 16 787 1 | 83 | 90 80 306 7 | 127 | 1 |
| 10 02 473 7 | 80 | 90 80 299 6 | 780 | 1m | 10 16 787 3 | 84 | 90 80 306 7 | 137 | 2 |
| 10 02 473 7 | 98 | 90 80 317 6 | 110 | 0.3m | 10 16 787 4 | 79 | 90 80 299 6 | 717 | 1 |
| 10 02 558 1 | 125 | 93 24 124 01 | 881 | 4 | 10 16 794 4 | 79 | 90 80 299 6 | 743 | 2 |
| 10 02 742 7 | 130 | 93 28 869 01 | 2 | 1 | 10 16 840 0 | 118 | 93 23 058 01 | 960 | 1 |
| 10 02 746 5 | 13 | 10 16 781 8 | 63 | 1 | 10 16 848 4 | 30 | 90 03 019 0 | 91 | 2 |
| 10 02 764 5 | 113 | 90 80 414 0 | 15 | 1 | 10 16 885 2 | 15 | 10 16 885 4 | 1 | 1 |
| 10 03 004 5 | 125 | 93 24 124 01 | 895 | 4 | 10 16 885 3 | 8 | 10 16 636 3 | 4 | 2 |
| 10 03 065 4 | 151 | 96 99 582 01 | 980 | 1 | 10 16 885 4 | 14 | 10 16 840 0 | 1 | 1 |
| 10 03 210 9 | 132 | 93 33 873 01 | 61 | 2 | 10 16 919 9 | 26 | 90 00 386 9 | 131 | 1 |
| 10 03 222 8 | 77 | 90 80 299 4 | 603 | 1 | 10 16 920 4 | 10 | 10 16 747 5 | 12 | 2 |
| 10 03 263 6 | 145 | 96 95 855 01 | 50 | 1 | 10 16 920 4 | 22 | 64 01 513 01 | 12 | 2 |
| 10 03 682 6 | 129 | 93 28 859 01 | 720 | 1 | 10 16 926 4 | 30 | 90 03 019 0 | 90 | 2 |
| 10 03 682 7 | 129 | 93 28 859 01 | 715 | 1 | 10 16 926 4 | 145 | 96 95 855 01 | 88 | 2 |
| 10 03 989 5 | 8 | 10 16 636 3 | 1 | 1 | 10 16 927 4 | 151 | 96 99 582 01 | 960 | 1 |

26.5.2015

LE21035_150ecb8lit_etl_de

165

LIEBHERR

Numerischer Index
Numerical index

| Artikel | Seite | Baugruppe | Pos. | Menge | Artikel | Seite | Baugruppe | Pos. | Menge |
|-------------|-------|--------------|------|-------|--------------|-------|--------------|------|--------|
| 10 16 935 0 | 30 | 90 03 019 0 | 25 | 1 | 10 41 279 6 | 48 | 90 80 049 9 | 23 | 1 |
| 10 16 961 2 | 13 | 10 16 781 8 | 67 | 2 | 10 41 279 7 | 48 | 90 80 049 9 | 26 | 1 |
| 10 16 978 2 | 130 | 93 28 869 01 | 10 | 1 | 10 41 279 8 | 49 | 90 80 049 9 | 27 | 1 |
| 10 16 982 1 | 13 | 10 16 781 8 | 64 | 1 | 10 41 326 0 | 48 | 90 80 049 9 | 18 | 1 |
| 10 16 990 2 | 153 | 97 02 890 01 | 5 | 1 | 10 41 326 1 | 48 | 90 80 049 9 | 19 | 1 |
| 10 16 996 5 | 124 | 93 24 124 01 | 800 | 1 | 10 41 326 2 | 48 | 90 80 049 9 | 20 | 1 |
| 10 17 062 6 | 145 | 96 95 855 01 | 30 | 1 | 10 41 326 3 | 49 | 90 80 049 9 | 39 | 0.02m |
| 10 17 083 4 | 16 | 10 16 927 4 | 2 | 1 | 10 41 326 4 | 49 | 90 80 049 9 | 28 | 1 |
| 10 17 157 5 | 139 | 93 82 811 01 | 123 | 3 | 10 41 326 5 | 49 | 90 80 049 9 | 29 | 1 |
| 10 17 157 6 | 117 | 93 19 635 01 | 112 | 1 | 10 53 172 1 | 93 | 90 80 311 9 | 138 | 1.4m |
| 10 17 157 6 | 117 | 93 19 635 01 | 144 | 1 | 10 53 172 1 | 93 | 90 80 311 9 | 139 | 1.75m |
| 10 17 157 7 | 47 | 90 80 031 5 | 329 | 1 | 10 57 570 5 | 84 | 90 80 306 7 | 145 | 1 |
| 10 17 157 9 | 117 | 93 19 635 01 | 174 | 1 | 10 65 105 1 | 98 | 90 80 317 6 | 113 | 8 |
| 10 17 157 9 | 128 | 93 28 858 01 | 679 | 1 | 10 65 105 3 | 98 | 90 80 317 6 | 112 | 8 |
| 10 17 158 1 | 129 | 93 28 859 01 | 767 | 1 | 10 68 423 7 | 30 | 90 03 019 0 | 71 | 0 |
| 10 17 158 5 | 128 | 93 28 858 01 | 454 | 1 | 10 81 679 5 | 98 | 90 80 317 6 | 126 | 6 |
| 10 17 158 5 | 132 | 93 33 873 01 | 66 | 1 | 10 81 679 5 | 102 | 90 80 336 0 | 105 | 10 |
| 10 17 158 8 | 122 | 93 24 123 01 | 678 | 2 | 11 06 725 2 | 48 | 90 80 049 9 | 2 | 1 |
| 10 17 158 9 | 124 | 93 24 124 01 | 723 | 1 | 11 06 725 3 | 48 | 90 80 049 9 | 5 | 2 |
| 10 17 159 2 | 27 | 90 00 386 9 | 174 | 1 | 11 06 725 4 | 48 | 90 80 049 9 | 4 | 2 |
| 10 17 159 7 | 122 | 93 24 123 01 | 454 | 2 | 11 06 725 5 | 48 | 90 80 049 9 | 1 | 1 |
| 10 17 160 0 | 27 | 90 00 386 9 | 154 | 1 | 11 06 725 6 | 48 | 90 80 049 9 | 6 | 1 |
| 10 17 162 2 | 154 | 97 05 794 01 | 103 | 1 | 11 06 725 7 | 48 | 90 80 049 9 | 3 | 1 |
| 10 17 162 5 | 47 | 90 80 031 5 | 328 | 1 | 11 06 725 8 | 48 | 90 80 049 9 | 7 | 1m |
| 10 17 162 5 | 141 | 93 88 091 01 | 3 | 1 | 11 06 726 0 | 48 | 90 80 049 9 | 8 | 1m |
| 10 17 162 8 | 117 | 93 19 635 01 | 175 | 1 | 11 06 726 1 | 48 | 90 80 049 9 | 9 | 1m |
| 10 17 163 0 | 132 | 93 33 873 01 | 67 | 1 | 11 16 119 6 | 30 | 90 03 019 0 | 80 | 1 |
| 10 17 163 1 | 47 | 90 80 031 5 | 324 | 2 | 11 21 270 5 | 90 | 90 80 311 3 | 10 | 1 |
| 10 17 163 2 | 129 | 93 28 859 01 | 765 | 1 | 11 49 212 8 | 98 | 90 80 317 6 | 125 | 0.48m |
| 10 17 284 4 | 135 | 93 43 417 01 | 1 | 1 | 11 49 212 8 | 102 | 90 80 336 0 | 103 | 0.75m |
| 10 17 313 7 | 10 | 10 16 747 5 | 1 | 4 | 11 49 471 5 | 102 | 90 80 336 0 | 112 | 0.85m |
| 10 17 313 7 | 22 | 64 01 513 01 | 1 | 4 | 11 60 017 7 | 1 | 15 0E CB_0 | 360 | 1 |
| 10 17 334 4 | 159 | 97 51 009 01 | 109 | 1 | 11 60 018 7 | 1 | 15 0E CB_0 | 361 | 1 |
| 10 17 363 2 | 57 | 90 80 233 4 | 107 | 2 | 11 60 040 3 | 84 | 90 80 306 7 | 138 | 0.5m |
| 10 17 363 2 | 64 | 90 80 276 1 | 125 | 2 | 11 60 040 5 | 79 | 90 80 299 6 | 773 | 1 |
| 10 17 613 9 | 78 | 90 80 299 5 | 601 | 8m | 11 62 013 4 | 107 | 90 80 348 0 | 10 | 1 |
| 10 17 845 1 | 157 | 97 50 879 01 | 101 | 1 | 11 64 567 4 | 44 | 90 11 842 30 | 101 | 9m |
| 10 17 847 0 | 29 | 90 01 541 8 | 41 | 1 | 11 64 567 4 | 85 | 90 80 306 8 | 102 | 3.5m |
| 10 17 917 9 | 88 | 90 80 307 8 | 10 | 1 | 11 65 140 4 | 49 | 90 80 049 9 | 41 | 1 |
| 10 17 918 0 | 87 | 90 80 307 7 | 10 | 1 | 22 60 178 02 | 64 | 90 80 276 1 | 114 | 2m |
| 10 17 969 0 | 63 | 90 80 271 5 | 300 | 1 | 22 60 178 02 | 101 | 90 80 333 8 | 207 | 0.375m |
| 10 17 975 7 | 79 | 90 80 299 6 | 726 | 3 | 22 60 178 02 | 104 | 90 80 336 5 | 207 | 0.375m |
| 10 19 351 0 | 117 | 93 19 635 01 | 140 | 1 | 26 01 660 02 | 49 | 90 80 049 9 | 37 | 4.3m |
| 10 21 942 2 | 79 | 90 80 299 6 | 736 | 1 | 26 01 663 02 | 49 | 90 80 049 9 | 38 | 6m |
| 10 29 650 6 | 48 | 90 80 049 9 | 16 | 2 | 26 04 078 02 | 79 | 90 80 299 6 | 737 | 1 |
| 10 33 412 8 | 43 | 90 11 770 30 | 309 | 1 | 26 04 937 02 | 77 | 90 80 299 4 | 614 | 1 |
| 10 34 256 0 | 1 | 15 0E CB_0 | 385 | 165m | 26 21 039 08 | 99 | 90 80 317 6 | 134 | 1m |
| 10 35 349 0 | 149 | 96 99 124 01 | 301 | 1 | 26 21 039 08 | 103 | 90 80 336 0 | 127 | 3m |
| 10 41 261 0 | 100 | 90 80 325 1 | 121 | 72 | 26 21 126 01 | 115 | 90 80 643 2 | 903 | 0.4m |
| 10 41 275 5 | 48 | 90 80 049 9 | 10 | 1 | 26 30 549 02 | 30 | 90 03 019 0 | 35 | 0.12m |
| 10 41 275 6 | 48 | 90 80 049 9 | 11 | 1 | 26 30 549 02 | 145 | 96 95 855 01 | 40 | 0.38m |
| 10 41 275 8 | 48 | 90 80 049 9 | 12 | 1 | 26 39 459 02 | 13 | 10 16 781 8 | 20 | 1 |
| 10 41 277 9 | 48 | 90 80 049 9 | 13 | 3 | 26 45 196 02 | 13 | 10 16 781 8 | 37 | 4 |
| 10 41 278 2 | 48 | 90 80 049 9 | 14 | 1 | 28 89 018 01 | 42 | 90 11 763 30 | 421 | 2.5m |
| 10 41 278 3 | 48 | 90 80 049 9 | 15 | 2 | 28 89 018 01 | 42 | 90 11 763 30 | 422 | 2.5m |
| 10 41 278 5 | 48 | 90 80 049 9 | 17 | 1 | 28 89 018 01 | 42 | 90 11 763 30 | 423 | 2.5m |
| 10 41 278 7 | 48 | 90 80 049 9 | 25 | 1 | 28 89 018 01 | 42 | 90 11 763 30 | 424 | 2.5m |
| 10 41 279 3 | 48 | 90 80 049 9 | 24 | 1 | 28 89 018 01 | 42 | 90 11 763 30 | 425 | 2.5m |
| 10 41 279 4 | 49 | 90 80 049 9 | 30 | 1 | 31 97 096 01 | 27 | 90 00 386 9 | 157 | 3 |
| 10 41 279 5 | 49 | 90 80 049 9 | 40 | 4m | 40 00 789 | 146 | 96 96 482 01 | 124 | 2 |

26.5.2015

LE21035_150ecb8lit_etl_de

166

LIEBHERR

Numerischer Index
Numerical index

| Artikel | Seite | Baugruppe | Pos. | Menge | Artikel | Seite | Baugruppe | Pos. | Menge |
|--------------|-------|--------------|------|-------|--------------|-------|--------------|------|-------|
| 40 00 828 | 82 | 90 80 305 4 | 152 | 4 | 40 62 042 01 | 142 | 93 97 338 01 | 112 | 2 |
| 40 00 828 | 99 | 90 80 317 6 | 132 | 4 | 40 62 058 01 | 68 | 90 80 284 2 | 146 | 1 |
| 40 00 828 | 117 | 93 19 635 01 | 186 | 2 | 40 62 112 01 | 68 | 90 80 284 2 | 142 | 1 |
| 40 00 828 | 156 | 97 50 268 01 | 145 | 2 | 40 62 116 01 | 32 | 90 07 479 30 | 126 | 1 |
| 40 00 829 | 91 | 90 80 311 4 | 30 | 4 | 40 62 904 01 | 148 | 96 96 516 01 | 201 | 8 |
| 40 00 829 | 99 | 90 80 317 6 | 127 | 2 | 40 65 060 | 114 | 90 80 608 5 | 652 | 4 |
| 40 00 829 | 102 | 90 80 336 0 | 106 | 8 | 40 65 060 | 124 | 93 24 124 01 | 876 | 4 |
| 40 00 859 03 | 138 | 93 82 702 01 | 123 | 3 | 40 65 060 | 125 | 93 24 124 01 | 891 | 8 |
| 40 00 874 03 | 131 | 93 33 873 01 | 33 | 3 | 40 65 099 | 146 | 96 96 482 01 | 117 | 2 |
| 40 00 874 03 | 137 | 93 82 699 01 | 123 | 3 | 40 65 143 01 | 68 | 90 80 284 2 | 162 | 2 |
| 40 00 899 | 124 | 93 24 124 01 | 836 | 2 | 40 65 147 08 | 94 | 90 80 312 5 | 606 | 3 |
| 40 00 996 | 79 | 90 80 299 6 | 767 | 4 | 40 65 164 | 27 | 90 00 386 9 | 176 | 4 |
| 40 00 996 | 113 | 90 80 414 0 | 16 | 3 | 40 65 164 | 68 | 90 80 284 2 | 125 | 8 |
| 40 00 996 | 124 | 93 24 124 01 | 840 | 2 | 40 65 164 | 143 | 95 71 756 01 | 517 | 2 |
| 40 01 521 | 120 | 93 23 524 01 | 9 | 4 | 40 65 166 | 23 | 90 00 337 1 | 215 | 4 |
| 40 01 521 | 120 | 93 23 524 01 | 34 | 3 | 40 65 166 | 63 | 90 80 271 5 | 112 | 4 |
| 40 01 521 | 130 | 93 28 869 01 | 6 | 4 | 40 65 166 | 96 | 90 80 314 8 | 123 | 2 |
| 40 01 620 | 40 | 90 11 600 30 | 203 | 2 | 40 65 166 | 124 | 93 24 124 01 | 842 | 4 |
| 40 01 620 | 129 | 93 28 859 01 | 756 | 4 | 40 65 277 01 | 86 | 90 80 307 5 | 121 | 1 |
| 40 02 164 | 144 | 96 85 897 01 | 152 | 1 | 40 66 042 | 63 | 90 80 271 5 | 103 | 4 |
| 40 02 306 | 146 | 96 96 482 01 | 134 | 4 | 40 66 122 | 89 | 90 80 310 9 | 504 | 4 |
| 40 02 418 | 30 | 90 03 019 0 | 73 | 4 | 40 66 122 | 102 | 90 80 336 0 | 114 | 4 |
| 40 02 418 | 102 | 90 80 336 0 | 123 | 4 | 40 68 314 01 | 124 | 93 24 124 01 | 787 | 1 |
| 40 02 418 | 120 | 93 23 524 01 | 25 | 2 | 40 68 347 01 | 136 | 93 82 638 01 | 145 | 4 |
| 40 02 485 | 159 | 97 51 009 01 | 107 | 4 | 40 78 015 01 | 26 | 90 00 386 9 | 123 | 1 |
| 40 02 485 | 160 | 97 51 166 01 | 107 | 4 | 40 84 007 01 | 15 | 10 16 885 4 | 11 | 2 |
| 40 02 485 | 162 | 97 51 170 01 | 107 | 4 | 40 84 008 01 | 124 | 93 24 124 01 | 801 | 2 |
| 40 02 732 | 27 | 90 00 386 9 | 155 | 32 | 40 98 850 | 79 | 90 80 299 6 | 751 | 4 |
| 40 04 022 | 145 | 96 95 855 01 | 86 | 12 | 41 00 004 01 | 143 | 95 71 756 01 | 525 | 1 |
| 40 04 031 05 | 105 | 90 80 339 8 | 216 | 8 | 41 12 005 01 | 86 | 90 80 307 5 | 123 | 1 |
| 40 09 055 01 | 125 | 93 24 124 01 | 898 | 4 | 41 15 043 01 | 114 | 90 80 608 5 | 653 | 4 |
| 40 26 002 01 | 151 | 96 99 582 01 | 340 | 1 | 41 15 043 01 | 146 | 96 96 482 01 | 136 | 4 |
| 40 42 002 | 79 | 90 80 299 6 | 772 | 4 | 41 15 043 01 | 149 | 96 99 124 01 | 310 | 2 |
| 40 42 002 | 124 | 93 24 124 01 | 781 | 2 | 41 15 046 01 | 30 | 90 03 019 0 | 101 | 4 |
| 40 42 002 | 135 | 93 43 417 01 | 33 | 0 | 41 15 046 01 | 33 | 90 10 679 30 | 104 | 6 |
| 40 42 002 | 151 | 96 99 582 01 | 321 | 2 | 41 15 046 01 | 36 | 90 11 109 30 | 204 | 6 |
| 40 42 002 01 | 15 | 10 16 885 4 | 9 | 2 | 41 15 046 01 | 42 | 90 11 763 30 | 446 | 4 |
| 40 42 002 01 | 129 | 93 28 859 01 | 840 | 2 | 41 15 046 01 | 46 | 90 13 319 30 | 144 | 2 |
| 40 42 002 01 | 130 | 93 28 869 01 | 4 | 4 | 41 15 046 01 | 52 | 90 80 162 7 | 114 | 4 |
| 40 42 003 | 42 | 90 11 763 30 | 452 | 8 | 41 15 046 01 | 63 | 90 80 271 5 | 102 | 6 |
| 40 42 003 | 77 | 90 80 299 4 | 607 | 1 | 41 15 046 01 | 64 | 90 80 276 1 | 117 | 2 |
| 40 42 003 | 87 | 90 80 307 7 | 30 | 2 | 41 15 046 01 | 72 | 90 80 291 6 | 135 | 14 |
| 40 42 005 01 | 84 | 90 80 306 7 | 144 | 2 | 41 15 046 01 | 93 | 90 80 311 9 | 119 | 4 |
| 40 42 005 01 | 113 | 90 80 414 0 | 26 | 2 | 41 15 046 01 | 94 | 90 80 312 5 | 616 | 2 |
| 40 42 027 01 | 146 | 96 96 482 01 | 139 | 0 | 41 15 046 01 | 105 | 90 80 339 8 | 212 | 16 |
| 40 42 032 | 117 | 93 19 635 01 | 122 | 9 | 41 15 046 01 | 146 | 96 96 482 01 | 125 | 2 |
| 40 42 062 | 79 | 90 80 299 6 | 774 | 8 | 41 15 047 01 | 14 | 10 16 840 0 | 5 | 6 |
| 40 42 106 | 84 | 90 80 306 7 | 143 | 2 | 41 15 047 01 | 38 | 90 11 597 30 | 108 | 2 |
| 40 42 106 | 146 | 96 96 482 01 | 132 | 2 | 41 15 047 01 | 68 | 90 80 284 2 | 126 | 8 |
| 40 42 118 01 | 131 | 93 33 873 01 | 52 | 8 | 41 15 047 01 | 82 | 90 80 305 4 | 155 | 4 |
| 40 42 118 01 | 136 | 93 82 638 01 | 125 | 4 | 41 15 047 01 | 94 | 90 80 312 5 | 613 | 7 |
| 40 42 120 08 | 117 | 93 19 635 01 | 113 | 9 | 41 15 047 01 | 98 | 90 80 317 6 | 106 | 12 |
| 40 42 120 08 | 136 | 93 82 638 01 | 135 | 5 | 41 15 047 01 | 101 | 90 80 333 8 | 205 | 2 |
| 40 42 195 | 49 | 90 80 049 9 | 31 | 2 | 41 15 047 01 | 102 | 90 80 336 0 | 121 | 12 |
| 40 42 372 01 | 7 | 10 02 407 1 | 7 | 2 | 41 15 047 01 | 104 | 90 80 336 5 | 205 | 2 |
| 40 43 014 | 14 | 10 16 840 0 | 6 | 6 | 41 15 047 01 | 156 | 97 50 268 01 | 146 | 2 |
| 40 43 168 01 | 26 | 90 00 386 9 | 113 | 16 | 41 15 048 01 | 93 | 90 80 311 9 | 116 | 4 |
| 40 43 181 01 | 131 | 93 33 873 01 | 21 | 24 | 41 15 048 01 | 102 | 90 80 336 0 | 117 | 4 |
| 40 43 207 | 26 | 90 00 386 9 | 122 | 14 | 41 15 048 01 | 136 | 93 82 638 01 | 147 | 4 |
| 40 61 240 01 | 24 | 90 00 337 1 | 713 | 6 | 41 15 050 01 | 23 | 90 00 337 1 | 434 | 2 |

26.5.2015

LE21035_150ecb8lit_etl_de

167

LIEBHERRNumerischer Index
Numerical index

| Artikel | Seite | Baugruppe | Pos. | Menge | Artikel | Seite | Baugruppe | Pos. | Menge |
|--------------|-------|--------------|------|-------|--------------|-------|--------------|------|-------|
| 41 15 050 01 | 142 | 93 97 338 01 | 113 | 4 | 42 00 012 01 | 94 | 90 80 312 5 | 622 | 2 |
| 41 15 050 01 | 143 | 95 71 756 01 | 524 | 1 | 42 00 012 01 | 105 | 90 80 339 8 | 214 | 16 |
| 41 15 052 01 | 23 | 90 00 337 1 | 414 | 1 | 42 00 012 01 | 146 | 96 96 482 01 | 126 | 2 |
| 41 15 052 01 | 24 | 90 00 337 1 | 714 | 6 | 42 00 013 01 | 14 | 10 16 840 0 | 7 | 6 |
| 41 15 052 01 | 68 | 90 80 284 2 | 147 | 1 | 42 00 013 01 | 27 | 90 00 386 9 | 187 | 2 |
| 41 15 052 01 | 86 | 90 80 307 5 | 122 | 2 | 42 00 013 01 | 38 | 90 11 597 30 | 106 | 4 |
| 41 15 054 01 | 37 | 90 11 477 30 | 203 | 4 | 42 00 013 01 | 49 | 90 80 049 9 | 34 | 8 |
| 41 15 054 01 | 98 | 90 80 317 6 | 117 | 1 | 42 00 013 01 | 63 | 90 80 271 5 | 110 | 4 |
| 41 15 054 01 | 100 | 90 80 325 1 | 123 | 72 | 42 00 013 01 | 82 | 90 80 305 4 | 153 | 4 |
| 41 15 056 01 | 68 | 90 80 284 2 | 144 | 1 | 42 00 013 01 | 94 | 90 80 312 5 | 610 | 8 |
| 41 15 058 01 | 37 | 90 11 477 30 | 206 | 2 | 42 00 013 01 | 98 | 90 80 317 6 | 108 | 20 |
| 41 15 073 01 | 38 | 90 11 597 30 | 113 | 1 | 42 00 013 01 | 102 | 90 80 336 0 | 119 | 24 |
| 41 15 073 01 | 88 | 90 80 307 8 | 34 | 2 | 42 00 013 01 | 117 | 93 19 635 01 | 189 | 2 |
| 41 15 073 01 | 99 | 90 80 317 6 | 130 | 2 | 42 00 013 01 | 151 | 96 99 582 01 | 341 | 1 |
| 41 15 073 01 | 102 | 90 80 336 0 | 109 | 12 | 42 00 013 01 | 156 | 97 50 268 01 | 147 | 4 |
| 41 15 073 01 | 115 | 90 80 643 2 | 904 | 2 | 42 00 016 01 | 66 | 90 80 282 4 | 304 | 4 |
| 41 15 073 01 | 120 | 93 23 524 01 | 23 | 2 | 42 00 016 01 | 67 | 90 80 282 6 | 404 | 4 |
| 41 15 073 01 | 120 | 93 23 524 01 | 29 | 2 | 42 00 016 01 | 68 | 90 80 284 2 | 163 | 2 |
| 41 15 073 01 | 135 | 93 43 417 01 | 34 | 0 | 42 00 016 01 | 70 | 90 80 285 6 | 204 | 10 |
| 41 15 073 01 | 146 | 96 96 482 01 | 119 | 6 | 42 00 016 01 | 89 | 90 80 310 9 | 505 | 4 |
| 41 15 095 01 | 7 | 10 02 407 1 | 9 | 1 | 42 00 016 01 | 93 | 90 80 311 9 | 142 | 10 |
| 41 15 095 01 | 15 | 10 16 885 4 | 13 | 1 | 42 00 016 01 | 97 | 90 80 317 1 | 504 | 4 |
| 41 15 183 01 | 148 | 96 96 516 01 | 202 | 8 | 42 00 016 01 | 102 | 90 80 336 0 | 115 | 8 |
| 41 15 201 01 | 93 | 90 80 311 9 | 137 | 1 | 42 00 016 01 | 136 | 93 82 638 01 | 146 | 4 |
| 41 15 411 01 | 125 | 93 24 124 01 | 882 | 4 | 42 00 018 01 | 94 | 90 80 312 5 | 607 | 3 |
| 41 15 507 01 | 124 | 93 24 124 01 | 788 | 2 | 42 00 019 01 | 94 | 90 80 312 5 | 604 | 2 |
| 41 15 508 01 | 124 | 93 24 124 01 | 783 | 12 | 42 00 019 01 | 98 | 90 80 317 6 | 123 | 4 |
| 41 15 512 14 | 88 | 90 80 307 8 | 40 | 4 | 42 00 019 01 | 143 | 95 71 756 01 | 523 | 1 |
| 41 17 004 01 | 69 | 90 80 284 2 | 164 | 4 | 42 00 023 01 | 24 | 90 00 337 1 | 716 | 18 |
| 41 17 004 08 | 70 | 90 80 285 6 | 203 | 4 | 42 00 024 01 | 37 | 90 11 477 30 | 202 | 4 |
| 41 17 008 01 | 68 | 90 80 284 2 | 148 | 1 | 42 00 024 01 | 98 | 90 80 317 6 | 119 | 1 |
| 41 17 014 01 | 68 | 90 80 284 2 | 145 | 1 | 42 00 026 01 | 68 | 90 80 284 2 | 143 | 3 |
| 41 19 024 01 | 117 | 93 19 635 01 | 187 | 2 | 42 00 028 01 | 143 | 95 71 756 01 | 518 | 1 |
| 41 19 024 01 | 144 | 96 85 897 01 | 154 | 1 | 42 00 030 01 | 37 | 90 11 477 30 | 205 | 2 |
| 41 20 004 01 | 125 | 93 24 124 01 | 905 | 2 | 42 00 504 01 | 151 | 96 99 582 01 | 317 | 2 |
| 41 34 126 01 | 49 | 90 80 049 9 | 35 | 6 | 42 00 506 01 | 124 | 93 24 124 01 | 786 | 2 |
| 41 34 126 01 | 52 | 90 80 162 7 | 113 | 2 | 42 00 507 01 | 124 | 93 24 124 01 | 782 | 18 |
| 41 34 127 01 | 49 | 90 80 049 9 | 33 | 4 | 42 00 511 01 | 142 | 93 97 338 01 | 114 | 2 |
| 41 34 127 01 | 98 | 90 80 317 6 | 109 | 8 | 42 06 003 01 | 52 | 90 80 162 7 | 115 | 4 |
| 41 34 300 13 | 110 | 90 80 367 6 | 1696 | 4 | 42 15 002 01 | 27 | 90 00 386 9 | 162 | 8 |
| 42 00 008 01 | 77 | 90 80 299 4 | 623 | 8 | 42 15 004 01 | 100 | 90 80 325 1 | 122 | 72 |
| 42 00 008 01 | 146 | 96 96 482 01 | 135 | 4 | 42 15 040 01 | 148 | 96 96 516 01 | 203 | 16 |
| 42 00 008 01 | 149 | 96 99 124 01 | 309 | 2 | 42 16 007 01 | 155 | 97 44 248 01 | 134 | 2 |
| 42 00 009 01 | 38 | 90 11 597 30 | 112 | 1 | 42 18 007 01 | 120 | 93 23 524 01 | 26 | 2 |
| 42 00 009 01 | 88 | 90 80 307 8 | 32 | 4 | 42 18 007 01 | 125 | 93 24 124 01 | 899 | 4 |
| 42 00 009 01 | 99 | 90 80 317 6 | 128 | 2 | 42 18 009 01 | 72 | 90 80 291 6 | 137 | 16 |
| 42 00 009 01 | 102 | 90 80 336 0 | 107 | 12 | 42 18 009 01 | 125 | 93 24 124 01 | 904 | 2 |
| 42 00 009 01 | 120 | 93 23 524 01 | 18 | 2 | 42 20 036 01 | 128 | 93 28 858 01 | 420 | 1 |
| 42 00 009 01 | 120 | 93 23 524 01 | 22 | 2 | 42 20 076 01 | 27 | 90 00 386 9 | 161 | 1 |
| 42 00 009 01 | 120 | 93 23 524 01 | 28 | 2 | 42 20 108 01 | 132 | 93 33 873 01 | 64 | 1 |
| 42 00 009 01 | 125 | 93 24 124 01 | 887 | 4 | 42 20 110 01 | 122 | 93 24 123 01 | 420 | 2 |
| 42 00 009 01 | 135 | 93 43 417 01 | 35 | 0 | 42 20 133 01 | 124 | 93 24 124 01 | 722 | 1 |
| 42 00 009 01 | 146 | 96 96 482 01 | 120 | 14 | 42 29 913 | 117 | 93 19 635 01 | 188 | 2 |
| 42 00 012 01 | 30 | 90 03 019 0 | 102 | 4 | 42 31 008 01 | 23 | 90 00 337 1 | 216 | 4 |
| 42 00 012 01 | 42 | 90 11 763 30 | 447 | 8 | 42 31 012 01 | 23 | 90 00 337 1 | 433 | 4 |
| 42 00 012 01 | 49 | 90 80 049 9 | 36 | 12 | 42 35 004 01 | 105 | 90 80 339 8 | 213 | 8 |
| 42 00 012 01 | 50 | 90 80 119 8 | 404 | 4 | 42 39 104 01 | 124 | 93 24 124 01 | 822 | 2 |
| 42 00 012 01 | 63 | 90 80 271 5 | 104 | 10 | 42 39 104 01 | 124 | 93 24 124 01 | 841 | 2 |
| 42 00 012 01 | 64 | 90 80 276 1 | 116 | 2 | 42 39 104 01 | 129 | 93 28 859 01 | 841 | 2 |
| 42 00 012 01 | 93 | 90 80 311 9 | 124 | 11 | 42 39 104 01 | 130 | 93 28 869 01 | 5 | 4 |

26.5.2015

LE21035_150ecb8lit_etl_de

168

LIEBHERRNumerischer Index
Numerical index

| Artikel | Seite | Baugruppe | Pos. | Menge | Artikel | Seite | Baugruppe | Pos. | Menge |
|--------------|-------|--------------|------|-------|--------------|-------|--------------|------|-------|
| 42 39 104 01 | 159 | 97 51 009 01 | 108 | 4 | 42 39 110 01 | 156 | 97 50 268 01 | 148 | 2 |
| 42 39 104 01 | 160 | 97 51 166 01 | 108 | 4 | 42 39 112 01 | 66 | 90 80 282 4 | 303 | 4 |
| 42 39 104 01 | 162 | 97 51 170 01 | 108 | 4 | 42 39 112 01 | 67 | 90 80 282 6 | 403 | 4 |
| 42 39 105 01 | 77 | 90 80 299 4 | 621 | 8 | 42 39 112 01 | 68 | 90 80 284 2 | 116 | 8 |
| 42 39 105 01 | 114 | 90 80 608 5 | 654 | 4 | 42 39 112 01 | 70 | 90 80 285 6 | 207 | 6 |
| 42 39 105 01 | 120 | 93 23 524 01 | 10 | 4 | 42 39 112 01 | 93 | 90 80 311 9 | 141 | 10 |
| 42 39 105 01 | 120 | 93 23 524 01 | 35 | 3 | 42 39 112 01 | 97 | 90 80 317 1 | 503 | 4 |
| 42 39 105 01 | 124 | 93 24 124 01 | 837 | 2 | 42 39 112 01 | 102 | 90 80 336 0 | 116 | 4 |
| 42 39 105 01 | 124 | 93 24 124 01 | 877 | 4 | 42 39 112 01 | 117 | 93 19 635 01 | 142 | 4 |
| 42 39 105 01 | 125 | 93 24 124 01 | 892 | 8 | 42 39 112 01 | 117 | 93 19 635 01 | 162 | 6 |
| 42 39 105 01 | 130 | 93 28 869 01 | 7 | 4 | 42 39 112 01 | 124 | 93 24 124 01 | 757 | 4 |
| 42 39 105 01 | 146 | 96 96 482 01 | 140 | 0 | 42 39 112 01 | 131 | 93 33 873 01 | 53 | 8 |
| 42 39 106 01 | 25 | 90 00 339 8 | 134 | 2 | 42 39 112 01 | 136 | 93 82 638 01 | 126 | 4 |
| 42 39 106 01 | 79 | 90 80 299 6 | 771 | 4 | 42 39 112 01 | 136 | 93 82 638 01 | 136 | 5 |
| 42 39 106 01 | 88 | 90 80 307 8 | 33 | 2 | 42 39 112 01 | 155 | 97 44 248 01 | 133 | 2 |
| 42 39 106 01 | 91 | 90 80 311 4 | 31 | 4 | 42 39 116 01 | 26 | 90 00 386 9 | 142 | 6 |
| 42 39 106 01 | 94 | 90 80 312 5 | 618 | 8 | 42 39 116 01 | 26 | 90 00 386 9 | 147 | 2 |
| 42 39 106 01 | 99 | 90 80 317 6 | 129 | 2 | 42 39 116 01 | 27 | 90 00 386 9 | 159 | 6 |
| 42 39 106 01 | 102 | 90 80 336 0 | 108 | 12 | 42 39 116 01 | 94 | 90 80 312 5 | 605 | 2 |
| 42 39 106 01 | 110 | 90 80 367 6 | 1695 | 4 | 42 39 116 01 | 124 | 93 24 124 01 | 707 | 4 |
| 42 39 106 01 | 115 | 90 80 643 2 | 905 | 2 | 42 39 116 01 | 143 | 95 71 756 01 | 528 | 1 |
| 42 39 106 01 | 124 | 93 24 124 01 | 808 | 2 | 42 39 120 01 | 23 | 90 00 337 1 | 415 | 1 |
| 42 39 106 01 | 124 | 93 24 124 01 | 872 | 4 | 42 39 120 01 | 24 | 90 00 337 1 | 715 | 6 |
| 42 39 106 01 | 129 | 93 28 859 01 | 812 | 4 | 42 39 120 01 | 93 | 90 80 311 9 | 129 | 12 |
| 42 39 106 01 | 129 | 93 28 859 01 | 872 | 4 | 42 39 120 01 | 155 | 97 44 248 01 | 126 | 12 |
| 42 39 106 01 | 146 | 96 96 482 01 | 121 | 8 | 42 39 124 01 | 98 | 90 80 317 6 | 120 | 1 |
| 42 39 106 01 | 151 | 96 99 582 01 | 322 | 4 | 42 80 029 01 | 4 | 10 00 622 7 | 7 | 4 |
| 42 39 108 01 | 28 | 90 00 386 9 | 198 | 0 | 42 80 035 01 | 4 | 10 00 622 7 | 19 | 1 |
| 42 39 108 01 | 31 | 90 03 019 0 | 103 | 4 | 42 80 076 01 | 4 | 10 00 622 7 | 23 | 1 |
| 42 39 108 01 | 33 | 90 10 679 30 | 105 | 10 | 42 80 122 01 | 131 | 93 33 873 01 | 8 | 3 |
| 42 39 108 01 | 36 | 90 11 109 30 | 203 | 6 | 42 81 039 01 | 4 | 10 00 622 7 | 18 | 1 |
| 42 39 108 01 | 42 | 90 11 763 30 | 448 | 4 | 42 81 041 01 | 124 | 93 24 124 01 | 724 | 1 |
| 42 39 108 01 | 46 | 90 13 319 30 | 145 | 2 | 42 81 049 01 | 4 | 10 00 622 7 | 24 | 1 |
| 42 39 108 01 | 47 | 90 80 031 5 | 333 | 1 | 43 15 001 01 | 27 | 90 00 386 9 | 192 | 4 |
| 42 39 108 01 | 63 | 90 80 271 5 | 105 | 4 | 43 20 006 01 | 28 | 90 00 386 9 | 196 | 0 |
| 42 39 108 01 | 72 | 90 80 291 6 | 136 | 14 | 43 20 006 01 | 120 | 93 23 524 01 | 5 | 1 |
| 42 39 108 01 | 87 | 90 80 307 7 | 33 | 3 | 43 20 067 01 | 57 | 90 80 233 4 | 109 | 1 |
| 42 39 108 01 | 88 | 90 80 307 8 | 38 | 3 | 43 20 067 01 | 63 | 90 80 271 5 | 113 | 1 |
| 42 39 108 01 | 93 | 90 80 311 9 | 122 | 4 | 43 20 161 01 | 47 | 90 80 031 5 | 323 | 1 |
| 42 39 108 01 | 94 | 90 80 312 5 | 615 | 2 | 43 30 016 01 | 120 | 93 23 524 01 | 19 | 2 |
| 42 39 108 01 | 105 | 90 80 339 8 | 217 | 8 | 43 30 019 01 | 57 | 90 80 233 4 | 110 | 2 |
| 42 39 108 01 | 120 | 93 23 524 01 | 31 | 3 | 43 30 034 01 | 65 | 90 80 276 1 | 138 | 2 |
| 42 39 108 01 | 124 | 93 24 124 01 | 792 | 4 | 43 30 052 01 | 63 | 90 80 271 5 | 116 | 2 |
| 42 39 108 01 | 124 | 93 24 124 01 | 813 | 4 | 43 30 052 01 | 64 | 90 80 276 1 | 109 | 4 |
| 42 39 108 01 | 125 | 93 24 124 01 | 902 | 4 | 43 30 052 01 | 72 | 90 80 291 6 | 139 | 38 |
| 42 39 108 01 | 129 | 93 28 859 01 | 757 | 4 | 43 30 052 01 | 89 | 90 80 310 9 | 502 | 2 |
| 42 39 108 01 | 143 | 95 71 756 01 | 527 | 1 | 43 30 052 01 | 93 | 90 80 311 9 | 104 | 10 |
| 42 39 108 01 | 146 | 96 96 482 01 | 127 | 2 | 43 30 052 01 | 101 | 90 80 333 8 | 202 | 2 |
| 42 39 110 01 | 27 | 90 00 386 9 | 177 | 4 | 43 30 052 01 | 104 | 90 80 336 5 | 202 | 2 |
| 42 39 110 01 | 38 | 90 11 597 30 | 107 | 2 | 43 30 076 01 | 72 | 90 80 291 6 | 115 | 4 |
| 42 39 110 01 | 63 | 90 80 271 5 | 114 | 4 | 43 30 076 01 | 76 | 90 80 299 0 | 302 | 12 |
| 42 39 110 01 | 64 | 90 80 276 1 | 122 | 4 | 43 30 078 01 | 98 | 90 80 317 6 | 102 | 8 |
| 42 39 110 01 | 68 | 90 80 284 2 | 127 | 8 | 43 30 078 01 | 102 | 90 80 336 0 | 102 | 8 |
| 42 39 110 01 | 82 | 90 80 305 4 | 154 | 4 | 43 30 088 01 | 64 | 90 80 276 1 | 121 | 8 |
| 42 39 110 01 | 94 | 90 80 312 5 | 612 | 11 | 43 30 090 01 | 89 | 90 80 310 9 | 507 | 1 |
| 42 39 110 01 | 96 | 90 80 314 8 | 124 | 2 | 43 30 092 01 | 32 | 90 07 479 30 | 128 | 1 |
| 42 39 110 01 | 98 | 90 80 317 6 | 107 | 16 | 43 30 092 01 | 98 | 90 80 317 6 | 104 | 8 |
| 42 39 110 01 | 102 | 90 80 336 0 | 120 | 12 | 43 30 103 01 | 72 | 90 80 291 6 | 119 | 8 |
| 42 39 110 01 | 124 | 93 24 124 01 | 843 | 4 | 43 30 103 01 | 93 | 90 80 311 9 | 107 | 4 |
| 42 39 110 01 | 143 | 95 71 756 01 | 519 | 2 | 43 30 105 01 | 37 | 90 11 477 30 | 208 | 2 |

| Artikel | Seite | Baugruppe | Pos. | Menge | Artikel | Seite | Baugruppe | Pos. | Menge |
|--------------|-------|--------------|------|-------|--------------|-------|--------------|------|-------|
| 43 30 105 01 | 72 | 90 80 291 6 | 127 | 10 | 46 00 114 | 98 | 90 80 317 6 | 116 | 1 |
| 43 30 106 01 | 56 | 90 80 228 7 | 104 | 2 | 46 00 119 | 23 | 90 00 337 1 | 413 | 1 |
| 43 30 106 01 | 57 | 90 80 233 4 | 104 | 1 | 46 00 122 | 94 | 90 80 312 5 | 609 | 7 |
| 43 30 106 01 | 58 | 90 80 240 1 | 102 | 2 | 46 00 147 | 124 | 93 24 124 01 | 706 | 4 |
| 43 30 106 01 | 59 | 90 80 243 4 | 103 | 2 | 46 00 169 | 124 | 93 24 124 01 | 756 | 4 |
| 43 30 106 01 | 60 | 90 80 257 1 | 103 | 2 | 46 00 175 | 124 | 93 24 124 01 | 791 | 2 |
| 43 30 106 01 | 61 | 90 80 262 1 | 103 | 2 | 46 00 179 | 8 | 10 16 636 3 | 8 | 2 |
| 43 30 106 01 | 62 | 90 80 267 9 | 103 | 2 | 46 00 188 | 129 | 93 28 859 01 | 706 | 4 |
| 43 30 106 01 | 64 | 90 80 276 1 | 107 | 2 | 46 00 189 | 26 | 90 00 386 9 | 141 | 6 |
| 43 30 110 01 | 64 | 90 80 276 1 | 102 | 2 | 46 00 206 | 26 | 90 00 386 9 | 146 | 2 |
| 43 30 110 01 | 72 | 90 80 291 6 | 123 | 2 | 46 00 236 | 120 | 93 23 524 01 | 30 | 3 |
| 43 30 113 01 | 93 | 90 80 311 9 | 127 | 2 | 46 00 239 | 49 | 90 80 049 9 | 32 | 2 |
| 43 31 001 01 | 24 | 90 00 337 1 | 812 | 1 | 46 00 307 | 101 | 90 80 333 8 | 206 | 1 |
| 43 31 006 01 | 64 | 90 80 276 1 | 127 | 2 | 46 00 307 | 104 | 90 80 336 5 | 206 | 1 |
| 43 31 006 01 | 72 | 90 80 291 6 | 131 | 2 | 46 00 310 | 105 | 90 80 339 8 | 211 | 8 |
| 43 31 006 01 | 93 | 90 80 311 9 | 133 | 4 | 46 00 332 | 23 | 90 00 337 1 | 432 | 2 |
| 43 31 006 01 | 146 | 96 96 482 01 | 116 | 4 | 46 00 337 | 88 | 90 80 307 8 | 39 | 4 |
| 43 31 008 01 | 56 | 90 80 228 7 | 102 | 2 | 46 00 337 | 124 | 93 24 124 01 | 821 | 2 |
| 43 31 008 01 | 57 | 90 80 233 4 | 102 | 2 | 46 00 355 | 102 | 90 80 336 0 | 118 | 12 |
| 43 31 008 01 | 58 | 90 80 240 1 | 104 | 2 | 46 00 384 | 38 | 90 11 597 30 | 111 | 1 |
| 43 31 008 01 | 59 | 90 80 243 4 | 102 | 2 | 46 00 384 | 151 | 96 99 582 01 | 307 | 2 |
| 43 31 008 01 | 60 | 90 80 257 1 | 102 | 2 | 46 00 386 | 30 | 90 03 019 0 | 100 | 4 |
| 43 31 008 01 | 61 | 90 80 262 1 | 102 | 2 | 46 00 387 | 113 | 90 80 414 0 | 17 | 1 |
| 43 31 008 01 | 62 | 90 80 267 9 | 102 | 2 | 46 00 731 | 120 | 93 23 524 01 | 21 | 2 |
| 43 31 008 01 | 64 | 90 80 276 1 | 105 | 2 | 46 00 775 | 149 | 96 99 124 01 | 308 | 2 |
| 43 31 008 01 | 72 | 90 80 291 6 | 129 | 12 | 46 01 156 | 38 | 90 11 597 30 | 105 | 2 |
| 43 31 008 01 | 93 | 90 80 311 9 | 105 | 2 | 46 35 142 | 77 | 90 80 299 4 | 620 | 8 |
| 43 31 009 01 | 89 | 90 80 310 9 | 510 | 1 | 47 55 510 01 | 42 | 90 11 763 30 | 411 | 5 |
| 43 31 010 01 | 72 | 90 80 291 6 | 116 | 2 | 47 75 100 01 | 4 | 10 00 622 7 | 11 | 1 |
| 43 31 010 01 | 93 | 90 80 311 9 | 135 | 1 | 47 75 104 01 | 26 | 90 00 386 9 | 129 | 2 |
| 43 31 013 01 | 68 | 90 80 284 2 | 152 | 1 | 47 75 105 01 | 26 | 90 00 386 9 | 125 | 1 |
| 43 31 017 01 | 65 | 90 80 276 1 | 141 | 1 | 47 75 105 01 | 117 | 93 19 635 01 | 126 | 1 |
| 43 31 017 01 | 101 | 90 80 333 8 | 204 | 1 | 47 75 115 01 | 136 | 93 82 638 01 | 128 | 1 |
| 43 31 017 01 | 104 | 90 80 336 5 | 204 | 1 | 49 00 089 | 36 | 90 11 109 30 | 205 | 2 |
| 43 31 024 01 | 72 | 90 80 291 6 | 125 | 2 | 49 00 089 | 47 | 90 80 031 5 | 332 | 1 |
| 43 31 027 01 | 23 | 90 00 337 1 | 422 | 1 | 49 00 089 | 93 | 90 80 311 9 | 123 | 3 |
| 43 31 027 01 | 64 | 90 80 276 1 | 103 | 2 | 49 00 089 | 125 | 93 24 124 01 | 901 | 4 |
| 43 31 027 01 | 72 | 90 80 291 6 | 117 | 2 | 49 00 090 | 27 | 90 00 386 9 | 186 | 2 |
| 43 31 027 01 | 93 | 90 80 311 9 | 108 | 4 | 49 00 090 | 64 | 90 80 276 1 | 113 | 4 |
| 43 40 105 01 | 128 | 93 28 858 01 | 676 | 1 | 49 00 090 | 94 | 90 80 312 5 | 608 | 4 |
| 43 40 113 01 | 128 | 93 28 858 01 | 675 | 1 | 49 00 111 | 52 | 90 80 162 7 | 112 | 4 |
| 43 41 264 01 | 117 | 93 19 635 01 | 111 | 1 | 49 00 111 | 93 | 90 80 311 9 | 125 | 4 |
| 43 41 264 01 | 117 | 93 19 635 01 | 143 | 1 | 49 00 111 | 94 | 90 80 312 5 | 614 | 2 |
| 43 42 199 01 | 132 | 93 33 873 01 | 65 | 2 | 49 00 111 | 143 | 95 71 756 01 | 526 | 1 |
| 44 49 001 01 | 23 | 90 00 337 1 | 552 | 8 | 49 00 120 | 68 | 90 80 284 2 | 115 | 8 |
| 44 49 001 01 | 106 | 90 80 340 2 | 112 | 4 | 49 00 120 | 93 | 90 80 311 9 | 115 | 6 |
| 46 00 016 | 27 | 90 00 386 9 | 158 | 6 | 49 00 123 | 98 | 90 80 317 6 | 115 | 4 |
| 46 00 044 | 143 | 95 71 756 01 | 522 | 1 | 49 00 128 | 33 | 90 10 679 30 | 106 | 6 |
| 46 00 048 | 4 | 10 00 622 7 | 8 | 8 | 49 00 128 | 72 | 90 80 291 6 | 134 | 14 |
| 46 00 048 | 25 | 90 00 339 8 | 133 | 2 | 49 00 128 | 124 | 93 24 124 01 | 812 | 4 |
| 46 00 048 | 129 | 93 28 859 01 | 811 | 4 | 49 00 152 | 94 | 90 80 312 5 | 603 | 2 |
| 46 00 049 | 94 | 90 80 312 5 | 617 | 8 | 49 00 161 | 66 | 90 80 282 4 | 302 | 4 |
| 46 00 049 | 151 | 96 99 582 01 | 316 | 1 | 49 00 161 | 67 | 90 80 282 6 | 402 | 4 |
| 46 00 050 | 124 | 93 24 124 01 | 807 | 2 | 49 00 161 | 70 | 90 80 285 6 | 206 | 8 |
| 46 00 050 | 129 | 93 28 859 01 | 871 | 4 | 49 00 161 | 97 | 90 80 317 1 | 502 | 4 |
| 46 00 052 | 42 | 90 11 763 30 | 444 | 2 | 49 00 161 | 117 | 93 19 635 01 | 141 | 4 |
| 46 00 079 | 132 | 93 33 873 01 | 57 | 6 | 49 00 161 | 155 | 97 44 248 01 | 132 | 2 |
| 46 00 095 | 93 | 90 80 311 9 | 128 | 12 | 49 00 188 | 28 | 90 00 386 9 | 197 | 0 |
| 46 00 095 | 155 | 97 44 248 01 | 125 | 12 | 49 00 188 | 50 | 90 80 119 8 | 403 | 4 |
| 46 00 102 | 146 | 96 96 482 01 | 141 | 6 | 49 00 188 | 87 | 90 80 307 7 | 32 | 3 |

26.5.2015

LE21035_150ecb8lit_etl_de

170

LIEBHERRNumerischer Index
Numerical index

| Artikel | Seite | Baugruppe | Pos. | Menge | Artikel | Seite | Baugruppe | Pos. | Menge |
|--------------|-------|--------------|------|-------|--------------|-------|--------------|------|-------|
| 60 30 072 01 | 158 | 97 50 906 01 | 729 | 2 | 61 53 206 01 | 20 | 61 53 070 01 | 1 | 2 |
| 60 30 072 01 | 159 | 97 51 009 01 | 121 | 2 | 61 53 207 01 | 20 | 61 53 070 01 | 3 | 2 |
| 60 30 072 01 | 160 | 97 51 166 01 | 121 | 2 | 62 01 581 | 79 | 90 80 299 6 | 761 | 1 |
| 60 30 072 01 | 162 | 97 51 170 01 | 121 | 2 | 62 30 002 01 | 130 | 93 28 869 01 | 11 | 1 |
| 60 44 363 01 | 145 | 96 95 855 01 | 35 | 1 | 62 30 009 01 | 124 | 93 24 124 01 | 780 | 1 |
| 60 50 087 01 | 149 | 96 99 124 01 | 303 | 1 | 62 31 010 01 | 124 | 93 24 124 01 | 805 | 3 |
| 60 50 248 01 | 43 | 90 11 770 30 | 303 | 2 | 62 50 011 01 | 151 | 96 99 582 01 | 315 | 1 |
| 60 50 340 01 | 11 | 10 16 773 8 | 1 | 1 | 62 50 012 01 | 124 | 93 24 124 01 | 785 | 1 |
| 60 50 340 01 | 112 | 90 80 402 2 | 103 | 1 | 62 60 215 01 | 124 | 93 24 124 01 | 870 | 1 |
| 60 50 340 01 | 158 | 97 50 906 01 | 723 | 1 | 62 98 997 01 | 124 | 93 24 124 01 | 875 | 1 |
| 60 50 340 01 | 159 | 97 51 009 01 | 103 | 1 | 63 01 474 01 | 145 | 96 95 855 01 | 25 | 1 |
| 60 50 340 01 | 160 | 97 51 166 01 | 102 | 1 | 63 12 215 01 | 83 | 90 80 306 7 | 114 | 1 |
| 60 50 340 01 | 162 | 97 51 170 01 | 102 | 1 | 63 21 112 01 | 22 | 64 01 513 01 | 3 | 1 |
| 60 50 341 01 | 157 | 97 50 879 01 | 102 | 1 | 63 21 132 01 | 10 | 10 16 747 5 | 4 | 1 |
| 60 51 034 01 | 83 | 90 80 306 7 | 122 | 1 | 63 21 132 01 | 22 | 64 01 513 01 | 4 | 1 |
| 60 52 123 08 | 149 | 96 99 124 01 | 304 | 1 | 63 21 147 01 | 10 | 10 16 747 5 | 3 | 1 |
| 60 54 050 01 | 112 | 90 80 402 2 | 102 | 1 | 63 21 640 01 | 18 | 60 66 126 01 | 1 | 1 |
| 60 54 050 01 | 126 | 93 25 658 01 | 102 | 1 | 63 21 641 01 | 17 | 26 39 459 02 | 1 | 1 |
| 60 54 050 01 | 158 | 97 50 906 01 | 722 | 1 | 63 21 642 01 | 13 | 10 16 781 8 | 31 | 2 |
| 60 54 050 01 | 159 | 97 51 009 01 | 102 | 1 | 63 21 643 01 | 19 | 60 66 129 01 | 1 | 1 |
| 60 54 050 01 | 160 | 97 51 166 01 | 104 | 1 | 63 21 650 01 | 13 | 10 16 781 8 | 33 | 2 |
| 60 54 050 01 | 162 | 97 51 170 01 | 104 | 1 | 63 21 650 01 | 17 | 26 39 459 02 | 2 | 1 |
| 60 54 051 01 | 127 | 93 25 736 01 | 102 | 1 | 63 21 650 01 | 18 | 60 66 126 01 | 2 | 2 |
| 60 56 004 01 | 79 | 90 80 299 6 | 735 | 1 | 63 21 652 01 | 5 | 10 00 634 9 | 3 | 1 |
| 60 56 084 01 | 111 | 90 80 371 6 | 17 | 1 | 63 21 652 01 | 13 | 10 16 781 8 | 32 | 2 |
| 60 56 085 01 | 145 | 96 95 855 01 | 51 | 12 | 63 21 652 01 | 19 | 60 66 129 01 | 2 | 1 |
| 60 56 102 08 | 79 | 90 80 299 6 | 742 | 4 | 63 21 655 01 | 5 | 10 00 634 9 | 1 | 1 |
| 60 56 102 08 | 83 | 90 80 306 7 | 130 | 2 | 63 25 202 01 | 13 | 10 16 781 8 | 18 | 1 |
| 60 56 108 01 | 77 | 90 80 299 4 | 606 | 1 | 63 25 203 01 | 13 | 10 16 781 8 | 19 | 1 |
| 60 56 138 01 | 83 | 90 80 306 7 | 118 | 1 | 63 51 148 01 | 91 | 90 80 311 4 | 10 | 1 |
| 60 56 160 14 | 43 | 90 11 770 30 | 311 | 1 | 63 58 988 01 | 13 | 10 16 781 8 | 55 | 1 |
| 60 56 161 14 | 43 | 90 11 770 30 | 312 | 1 | 63 59 000 01 | 13 | 10 16 781 8 | 54 | 1 |
| 60 56 182 08 | 77 | 90 80 299 4 | 616 | 1 | 63 60 145 01 | 20 | 61 53 070 01 | 7 | 1 |
| 60 56 420 01 | 111 | 90 80 371 6 | 25 | 1 | 63 61 022 01 | 30 | 90 03 019 0 | 36 | 6 |
| 60 56 421 01 | 111 | 90 80 371 6 | 20 | 1 | 63 61 022 01 | 43 | 90 11 770 30 | 302 | 4 |
| 60 56 504 01 | 113 | 90 80 414 0 | 20 | 1 | 63 61 022 01 | 145 | 96 95 855 01 | 60 | 5 |
| 60 56 505 01 | 88 | 90 80 307 8 | 41 | 1 | 63 61 025 01 | 149 | 96 99 124 01 | 307 | 2 |
| 60 56 507 01 | 41 | 90 11 737 30 | 103 | 1 | 63 61 059 01 | 30 | 90 03 019 0 | 37 | 3 |
| 60 56 641 01 | 79 | 90 80 299 6 | 740 | 1 | 63 61 059 01 | 43 | 90 11 770 30 | 307 | 1 |
| 60 56 641 01 | 83 | 90 80 306 7 | 126 | 1 | 63 61 059 01 | 145 | 96 95 855 01 | 61 | 2 |
| 60 56 642 01 | 145 | 96 95 855 01 | 56 | 1 | 63 61 096 01 | 145 | 96 95 855 01 | 63 | 3 |
| 60 56 645 01 | 79 | 90 80 299 6 | 741 | 1 | 63 61 097 01 | 43 | 90 11 770 30 | 313 | 1 |
| 60 56 645 01 | 83 | 90 80 306 7 | 129 | 1 | 63 61 258 01 | 113 | 90 80 414 0 | 30 | 8 |
| 60 56 646 01 | 145 | 96 95 855 01 | 52 | 1 | 63 61 266 01 | 126 | 93 25 658 01 | 110 | 1 |
| 60 56 649 01 | 145 | 96 95 855 01 | 53 | 1 | 63 61 266 01 | 127 | 93 25 736 01 | 110 | 1 |
| 60 56 650 01 | 83 | 90 80 306 7 | 125 | 1 | 63 61 840 01 | 43 | 90 11 770 30 | 314 | 8 |
| 60 56 653 01 | 145 | 96 95 855 01 | 54 | 1 | 63 70 052 01 | 77 | 90 80 299 4 | 617 | 1 |
| 60 56 654 01 | 83 | 90 80 306 7 | 128 | 4 | 63 70 056 01 | 77 | 90 80 299 4 | 618 | 16 |
| 60 60 248 01 | 28 | 90 00 386 9 | 195 | 0 | 63 70 056 01 | 83 | 90 80 306 7 | 123 | 6 |
| 60 66 126 01 | 13 | 10 16 781 8 | 15 | 1 | 63 80 009 01 | 107 | 90 80 348 0 | 40 | 2 |
| 60 66 129 01 | 13 | 10 16 781 8 | 27 | 4 | 63 80 140 01 | 13 | 10 16 781 8 | 13 | 1 |
| 60 69 191 13 | 149 | 96 99 124 01 | 302 | 1 | 63 80 141 01 | 13 | 10 16 781 8 | 14 | 1 |
| 60 71 443 01 | 43 | 90 11 770 30 | 304 | 1 | 63 81 100 01 | 98 | 90 80 317 6 | 124 | 0.48m |
| 60 71 470 01 | 83 | 90 80 306 7 | 113 | 1 | 63 81 100 01 | 102 | 90 80 336 0 | 104 | 0.75m |
| 60 71 471 01 | 83 | 90 80 306 7 | 111 | 1 | 64 00 013 01 | 10 | 10 16 747 5 | 11 | 1 |
| 60 72 150 01 | 6 | 10 00 635 2 | 1 | 1 | 64 00 013 01 | 22 | 64 01 513 01 | 11 | 1 |
| 61 51 155 01 | 20 | 61 53 070 01 | 4 | 1 | 64 00 355 01 | 10 | 10 16 747 5 | 6 | 1 |
| 61 53 070 01 | 13 | 10 16 781 8 | 43 | 1 | 64 00 355 01 | 22 | 64 01 513 01 | 6 | 1 |
| 61 53 153 01 | 20 | 61 53 070 01 | 5 | 1 | 64 00 533 01 | 13 | 10 16 781 8 | 9 | 2 |
| 61 53 154 01 | 20 | 61 53 070 01 | 6 | 1 | 64 00 543 01 | 13 | 10 16 781 8 | 10 | 2 |

26.5.2015

LE21035_150ecb8lit_etl_de

172

LIEBHERR

Numerischer Index
Numerical index

| Artikel | Seite | Baugruppe | Pos. | Menge | Artikel | Seite | Baugruppe | Pos. | Menge |
|--------------|-------|--------------|------|--------|--------------|-------|--------------|------|-------|
| 64 00 584 01 | 10 | 10 16 747 5 | 2 | 1 | 74 51 489 01 | 47 | 90 80 031 5 | 326 | 2 |
| 64 00 584 01 | 22 | 64 01 513 01 | 2 | 1 | 74 51 551 01 | 4 | 10 00 622 7 | 14 | 1 |
| 64 00 961 01 | 10 | 10 16 747 5 | 5 | 1 | 74 51 681 01 | 129 | 93 28 859 01 | 710 | 1 |
| 64 00 989 01 | 22 | 64 01 513 01 | 5 | 1 | 74 51 681 01 | 129 | 93 28 859 01 | 760 | 1 |
| 64 01 513 01 | 13 | 10 16 781 8 | 12 | 1 | 74 51 750 01 | 124 | 93 24 124 01 | 710 | 1 |
| 64 01 902 01 | 10 | 10 16 747 5 | 7 | 4 | 74 51 750 01 | 124 | 93 24 124 01 | 760 | 1 |
| 64 01 902 01 | 22 | 64 01 513 01 | 7 | 2 | 74 60 004 01 | 117 | 93 19 635 01 | 173 | 1 |
| 64 01 910 01 | 20 | 61 53 070 01 | 2 | 1 | 74 61 109 01 | 27 | 90 00 386 9 | 173 | 1 |
| 64 20 200 01 | 10 | 10 16 747 5 | 14 | 2 | 74 62 022 01 | 140 | 93 82 846 01 | 113 | 1 |
| 64 20 200 01 | 22 | 64 01 513 01 | 14 | 2 | 74 62 222 01 | 140 | 93 82 846 01 | 102 | 1 |
| 64 20 205 01 | 10 | 10 16 747 5 | 15 | 1 | 74 62 444 01 | 32 | 90 07 479 30 | 124 | 1 |
| 64 20 205 01 | 22 | 64 01 513 01 | 15 | 1 | 74 66 064 01 | 25 | 90 00 339 8 | 141 | 1 |
| 64 20 206 01 | 13 | 10 16 781 8 | 56 | 2 | 74 66 932 01 | 163 | 99 10 240 01 | 5 | 1 |
| 66 37 3 | 145 | 96 95 855 01 | 21 | 1 | 74 70 061 01 | 131 | 93 33 873 01 | 17 | 114 |
| 69 10 610 01 | 157 | 97 50 879 01 | 110 | 1 | 74 72 709 01 | 140 | 93 82 846 01 | 103 | 1 |
| 69 17 112 01 | 13 | 10 16 781 8 | 65 | 1 | 74 74 525 01 | 153 | 97 02 890 01 | 6 | 2 |
| 70 42 328 01 | 40 | 90 11 600 30 | 202 | 1 | 74 74 525 01 | 163 | 99 10 240 01 | 6 | 2 |
| 70 43 130 01 | 117 | 93 19 635 01 | 121 | 2 | 76 10 610 03 | 4 | 10 00 622 7 | 16 | 1 |
| 70 43 131 01 | 26 | 90 00 386 9 | 121 | 2 | 76 10 819 03 | 131 | 93 33 873 01 | 2 | 1 |
| 70 43 131 01 | 27 | 90 00 386 9 | 171 | 2 | 77 26 192 08 | 106 | 90 80 340 2 | 102 | 1 |
| 70 43 168 01 | 117 | 93 19 635 01 | 171 | 2 | 77 31 488 01 | 106 | 90 80 340 2 | 110 | 1 |
| 71 00 459 01 | 4 | 10 00 622 7 | 17 | 1 | 77 31 527 01 | 93 | 90 80 311 9 | 117 | 1 |
| 71 00 473 01 | 117 | 93 19 635 01 | 172 | 1 | 77 31 527 01 | 106 | 90 80 340 2 | 107 | 1 |
| 71 00 485 01 | 140 | 93 82 846 01 | 112 | 2 | 77 31 945 14 | 106 | 90 80 340 2 | 105 | 1 |
| 71 00 500 01 | 132 | 93 33 873 01 | 68 | 1 | 77 39 190 01 | 86 | 90 80 307 5 | 124 | 1 |
| 71 00 546 01 | 131 | 93 33 873 01 | 11 | 1 | 77 39 371 01 | 86 | 90 80 307 5 | 126 | 1 |
| 71 00 586 01 | 27 | 90 00 386 9 | 172 | 1 | 77 41 038 01 | 13 | 10 16 781 8 | 1 | 1 |
| 71 01 045 01 | 26 | 90 00 386 9 | 124 | 1 | 77 43 221 01 | 26 | 90 00 386 9 | 127 | 1 |
| 71 09 087 01 | 132 | 93 33 873 01 | 69 | 1 | 77 43 221 01 | 117 | 93 19 635 01 | 127 | 1 |
| 71 09 201 01 | 129 | 93 28 859 01 | 707 | 4 | 77 43 221 01 | 136 | 93 82 638 01 | 127 | 1 |
| 71 10 017 01 | 30 | 90 03 019 0 | 72 | 4 | 77 43 242 | 100 | 90 80 325 1 | 112 | 4 |
| 72 08 051 01 | 124 | 93 24 124 01 | 765 | 6 | 77 55 795 01 | 64 | 90 80 276 1 | 128 | 2 |
| 72 09 103 01 | 13 | 10 16 781 8 | 8 | 2 | 77 55 795 01 | 72 | 90 80 291 6 | 132 | 2 |
| 72 51 001 01 | 120 | 93 23 524 01 | 20 | 2 | 77 90 007 01 | 65 | 90 80 276 1 | 139 | 2 |
| 72 52 076 01 | 94 | 90 80 312 5 | 602 | 1 | 77 90 140 01 | 148 | 96 96 516 01 | 205 | 8 |
| 72 64 056 01 | 26 | 90 00 386 9 | 114 | 4 | 77 90 164 01 | 136 | 93 82 638 01 | 129 | 3 |
| 72 64 106 01 | 26 | 90 00 386 9 | 115 | 2 | 77 90 199 01 | 34 | 90 11 020 30 | 412 | 2 |
| 72 64 148 03 | 136 | 93 82 638 01 | 121 | 1 | 77 90 199 01 | 35 | 90 11 022 30 | 422 | 2 |
| 72 64 148 03 | 136 | 93 82 638 01 | 131 | 1 | 77 90 199 01 | 74 | 90 80 293 6 | 432 | 2 |
| 72 64 214 08 | 15 | 10 16 885 4 | 5 | 3 | 77 90 199 01 | 75 | 90 80 294 0 | 442 | 2 |
| 72 64 267 01 | 117 | 93 19 635 01 | 114 | 4 | 77 90 199 01 | 76 | 90 80 299 0 | 303 | 7 |
| 72 64 277 01 | 4 | 10 00 622 7 | 9 | 1 | 77 90 199 01 | 98 | 90 80 317 6 | 121 | 9 |
| 72 64 299 01 | 131 | 93 33 873 01 | 19 | 2 | 77 90 199 01 | 102 | 90 80 336 0 | 126 | 3 |
| 72 64 584 01 | 132 | 93 33 873 01 | 71 | 1 | 77 90 208 01 | 27 | 90 00 386 9 | 179 | 1 |
| 72 66 162 01 | 63 | 90 80 271 5 | 109 | 2 | 77 90 208 01 | 117 | 93 19 635 01 | 179 | 1 |
| 72 66 162 01 | 64 | 90 80 276 1 | 115 | 2 | 77 90 270 01 | 34 | 90 11 020 30 | 413 | 2 |
| 73 60 286 03 | 132 | 93 33 873 01 | 56 | 1 | 77 90 270 01 | 35 | 90 11 022 30 | 423 | 2 |
| 73 61 961 | 117 | 93 19 635 01 | 129 | 2 | 77 90 270 01 | 74 | 90 80 293 6 | 433 | 2 |
| 73 61 961 | 140 | 93 82 846 01 | 122 | 2 | 77 90 270 01 | 75 | 90 80 294 0 | 443 | 4 |
| 73 63 016 | 136 | 93 82 638 01 | 130 | 3 | 77 90 271 01 | 32 | 90 07 479 30 | 123 | 1 |
| 73 63 125 | 117 | 93 19 635 01 | 125 | 2 | 77 90 281 01 | 124 | 93 24 124 01 | 795 | 4 |
| 73 64 927 | 30 | 90 03 019 0 | 50 | 1 | 77 90 284 01 | 124 | 93 24 124 01 | 796 | 4 |
| 73 64 927 | 42 | 90 11 763 30 | 451 | 16 | 77 90 284 01 | 124 | 93 24 124 01 | 824 | 1 |
| 73 64 927 | 135 | 93 43 417 01 | 32 | 0 | 77 90 284 01 | 151 | 96 99 582 01 | 324 | 2 |
| 74 00 020 01 | 65 | 90 80 276 1 | 140 | 0.175m | 77 90 289 01 | 151 | 96 99 582 01 | 323 | 2 |
| 74 51 210 01 | 132 | 93 33 873 01 | 62 | 2 | 77 90 404 01 | 26 | 90 00 386 9 | 128 | 3 |
| 74 51 286 01 | 154 | 97 05 794 01 | 102 | 2 | 77 90 404 01 | 117 | 93 19 635 01 | 128 | 3 |
| 74 51 407 01 | 4 | 10 00 622 7 | 15 | 1 | 79 00 003 01 | 55 | 90 80 214 0 | 105 | 1 |
| 74 51 486 01 | 47 | 90 80 031 5 | 330 | 1 | 79 00 004 01 | 55 | 90 80 214 0 | 104 | 1 |
| 74 51 486 01 | 141 | 93 88 091 01 | 2 | 2 | 79 00 037 01 | 55 | 90 80 214 0 | 107 | 1 |

26.5.2015

LE21035_150ecb8lit_etl_de

173

LIEBHERR

Numerischer Index
Numerical index

| Artikel | Seite | Baugruppe | Pos. | Menge | Artikel | Seite | Baugruppe | Pos. | Menge |
|--------------|-------|--------------|------|--------|--------------|-------|--------------|------|-------|
| 79 00 109 01 | 55 | 90 80 214 0 | 111 | 1 | 90 10 667 30 | 1 | 15 0E CB_0 | 352 | 1 |
| 79 00 302 01 | 55 | 90 80 214 0 | 114 | 1 | 90 10 678 30 | 33 | 90 10 679 30 | 101 | 1 |
| 79 00 315 01 | 55 | 90 80 214 0 | 103 | 1 | 90 10 679 30 | 1 | 15 0E CB_0 | 190 | 1 |
| 79 00 420 01 | 55 | 90 80 214 0 | 112 | 1 | 90 11 020 30 | 73 | 90 80 293 5 | 410 | 1 |
| 80 06 597 | 55 | 90 80 214 0 | 116 | 1 | 90 11 021 30 | 34 | 90 11 020 30 | 411 | 1 |
| 80 34 666 | 55 | 90 80 214 0 | 106 | 1 | 90 11 022 30 | 73 | 90 80 293 5 | 420 | 1 |
| 83 01 117 01 | 2 | 15 0E CB_0 | 901 | 1 | 90 11 023 30 | 35 | 90 11 022 30 | 421 | 1 |
| 83 02 013 01 | 2 | 15 0E CB_0 | 902 | 1 | 90 11 067 30 | 72 | 90 80 291 6 | 720 | 1 |
| 86 10 133 01 | 27 | 90 00 386 9 | 181 | 3.65l | 90 11 109 30 | 108 | 90 80 352 9 | 200 | 4 |
| 86 10 133 01 | 117 | 93 19 635 01 | 181 | 1.1l | 90 11 110 30 | 36 | 90 11 109 30 | 210 | 1 |
| 86 13 035 01 | 132 | 93 33 873 01 | 70 | 0.15kg | 90 11 112 30 | 36 | 90 11 109 30 | 202 | 2 |
| 86 13 313 01 | 42 | 90 11 763 30 | 471 | 0 | 90 11 281 30 | 63 | 90 80 271 5 | 107 | 2 |
| 86 13 317 01 | 55 | 90 80 214 0 | 115 | 3 | 90 11 307 30 | 63 | 90 80 271 5 | 108 | 1 |
| 86 19 007 01 | 121 | 93 23 566 01 | 151 | 11l | 90 11 316 30 | 106 | 90 80 340 2 | 111 | 1 |
| 88 51 210 01 | 55 | 90 80 214 0 | 109 | 1 | 90 11 318 30 | 105 | 90 80 339 8 | 209 | 4 |
| 88 51 230 01 | 55 | 90 80 214 0 | 110 | 1 | 90 11 471 30 | 37 | 90 11 477 30 | 210 | 2 |
| 88 51 245 01 | 55 | 90 80 214 0 | 108 | 1 | 90 11 476 30 | 37 | 90 11 477 30 | 207 | 1 |
| 88 51 663 01 | 55 | 90 80 214 0 | 117 | 1 | 90 11 477 30 | 1 | 15 0E CB_0 | 265 | 2 |
| 88 52 066 01 | 55 | 90 80 214 0 | 101 | 1 | 90 11 479 30 | 37 | 90 11 477 30 | 201 | 2 |
| 88 52 111 01 | 55 | 90 80 214 0 | 102 | 1 | 90 11 480 30 | 37 | 90 11 477 30 | 204 | 1 |
| 88 52 515 08 | 52 | 90 80 162 7 | 116 | 1 | 90 11 481 30 | 37 | 90 11 477 30 | 209 | 2 |
| 88 65 230 01 | 55 | 90 80 214 0 | 113 | 1 | 90 11 545 30 | 108 | 90 80 352 9 | 103 | 1 |
| 90 00 059 30 | 57 | 90 80 233 4 | 105 | 1 | 90 11 551 30 | 108 | 90 80 352 9 | 105 | 1 |
| 90 00 337 1 | 1 | 15 0E CB_0 | 251 | 1 | 90 11 559 30 | 108 | 90 80 352 9 | 107 | 1 |
| 90 00 339 8 | 23 | 90 00 337 1 | 100 | 1 | 90 11 597 30 | 2 | 15 0E CB_0 | 613 | 1 |
| 90 00 386 9 | 2 | 15 0E CB_0 | 513 | 1 | 90 11 600 30 | 110 | 90 80 367 6 | 1693 | 1 |
| 90 00 413 7 | 26 | 90 00 386 9 | 150 | 1 | 90 11 601 30 | 40 | 90 11 600 30 | 210 | 1 |
| 90 00 413 8 | 26 | 90 00 386 9 | 151 | 1 | 90 11 603 30 | 38 | 90 11 597 30 | 114 | 1 |
| 90 00 413 9 | 26 | 90 00 386 9 | 152 | 1 | 90 11 733 30 | 64 | 90 80 276 1 | 104 | 2 |
| 90 00 429 6 | 27 | 90 00 386 9 | 191 | 1 | 90 11 737 30 | 2 | 15 0E CB_0 | 672 | 1 |
| 90 00 429 7 | 27 | 90 00 386 9 | 193 | 1 | 90 11 763 30 | 2 | 15 0E CB_0 | 650 | 1 |
| 90 00 650 7 | 110 | 90 80 367 6 | 1692 | 1 | 90 11 768 30 | 42 | 90 11 763 30 | 450 | 1 |
| 90 01 541 8 | 2 | 15 0E CB_0 | 668 | 1 | 90 11 770 30 | 42 | 90 11 763 30 | 300 | 1 |
| 90 01 541 9 | 30 | 90 03 019 0 | 65 | 1 | 90 11 771 30 | 43 | 90 11 770 30 | 305 | 1 |
| 90 01 542 1 | 30 | 90 03 019 0 | 15 | 1 | 90 11 772 30 | 93 | 90 80 311 9 | 136 | 1 |
| 90 01 571 9 | 30 | 90 03 019 0 | 67 | 1 | 90 11 827 30 | 93 | 90 80 311 9 | 106 | 4 |
| 90 02 135 30 | 33 | 90 10 679 30 | 102 | 1 | 90 11 839 30 | 64 | 90 80 276 1 | 101 | 2 |
| 90 02 235 6 | 29 | 90 01 541 8 | 40 | 1 | 90 11 842 30 | 43 | 90 11 770 30 | 301 | 1 |
| 90 02 293 2 | 30 | 90 03 019 0 | 70 | 1 | 90 11 875 30 | 105 | 90 80 339 8 | 215 | 4 |
| 90 03 019 0 | 29 | 90 01 541 8 | 10 | 1 | 90 12 299 30 | 149 | 96 99 124 01 | 100 | 1 |
| 90 03 145 5 | 29 | 90 01 541 8 | 60 | 1 | 90 12 466 30 | 100 | 90 80 325 1 | 124 | 36 |
| 90 03 445 30 | 93 | 90 80 311 9 | 121 | 1 | 90 13 319 30 | 1 | 15 0E CB_0 | 192 | 2 |
| 90 03 929 3 | 24 | 90 00 337 1 | 800 | 0 | 90 62 683 01 | 143 | 95 71 756 01 | 521 | 1 |
| 90 04 631 7 | 146 | 96 96 482 01 | 123 | 1 | 90 80 030 4 | 47 | 90 80 031 5 | 322 | 1 |
| 90 06 001 30 | 33 | 90 10 679 30 | 108 | 1 | 90 80 031 0 | 68 | 90 80 284 2 | 118 | 2 |
| 90 06 595 30 | 33 | 90 10 679 30 | 107 | 1 | 90 80 031 3 | 68 | 90 80 284 2 | 119 | 2 |
| 90 07 187 30 | 108 | 90 80 352 9 | 101 | 1 | 90 80 031 5 | 69 | 90 80 284 2 | 300 | 4 |
| 90 07 252 30 | 108 | 90 80 352 9 | 102 | 1 | 90 80 033 3 | 47 | 90 80 031 5 | 325 | 1 |
| 90 07 270 30 | 48 | 90 80 049 9 | 21 | 1 | 90 80 044 0 | 108 | 90 80 352 9 | 110 | 1 |
| 90 07 271 30 | 48 | 90 80 049 9 | 22 | 1 | 90 80 049 9 | 2 | 15 0E CB_0 | 802 | 1 |
| 90 07 448 30 | 68 | 90 80 284 2 | 117 | 4 | 90 80 119 8 | 99 | 90 80 317 6 | 400 | 1 |
| 90 07 448 30 | 89 | 90 80 310 9 | 509 | 2 | 90 80 120 4 | 50 | 90 80 119 8 | 411 | 1 |
| 90 07 448 30 | 93 | 90 80 311 9 | 118 | 2 | 90 80 121 4 | 50 | 90 80 119 8 | 401 | 1 |
| 90 07 454 30 | 89 | 90 80 310 9 | 503 | 2 | 90 80 123 5 | 98 | 90 80 317 6 | 114 | 1 |
| 90 07 477 30 | 32 | 90 07 479 30 | 121 | 1 | 90 80 123 8 | 99 | 90 80 317 6 | 150 | 1 |
| 90 07 478 30 | 32 | 90 07 479 30 | 110 | 1 | 90 80 123 9 | 51 | 90 80 123 8 | 201 | 1 |
| 90 07 479 30 | 63 | 90 80 271 5 | 200 | 1 | 90 80 125 4 | 98 | 90 80 317 6 | 122 | 1 |
| 90 07 546 30 | 68 | 90 80 284 2 | 161 | 1 | 90 80 162 7 | 54 | 90 80 165 1 | 110 | 1 |
| 90 10 464 30 | 56 | 90 80 228 7 | 101 | 2 | 90 80 162 8 | 52 | 90 80 162 7 | 111 | 1 |
| 90 10 666 30 | 1 | 15 0E CB_0 | 351 | 2 | 90 80 163 1 | 52 | 90 80 162 7 | 117 | 1 |

26.5.2015

LE21035_150ecb8lit_etl_de

174

LIEBHERR

Numerischer Index
Numerical index

| Artikel | Seite | Baugruppe | Pos. | Menge | Artikel | Seite | Baugruppe | Pos. | Menge |
|-------------|-------|-------------|------|-------|-------------|-------|-------------|------|-------|
| 90 80 164 9 | 54 | 90 80 165 1 | 120 | 1 | 90 80 301 0 | 59 | 90 80 243 4 | 104 | 1 |
| 90 80 165 1 | 2 | 15 0E CB_0 | 904 | 1 | 90 80 301 0 | 60 | 90 80 257 1 | 104 | 1 |
| 90 80 173 3 | 72 | 90 80 291 6 | 141 | 2 | 90 80 301 0 | 61 | 90 80 262 1 | 104 | 1 |
| 90 80 207 7 | 53 | 90 80 164 9 | 132 | 1 | 90 80 301 0 | 62 | 90 80 267 9 | 104 | 1 |
| 90 80 214 0 | 53 | 90 80 164 9 | 100 | 1 | 90 80 301 7 | 68 | 90 80 284 2 | 141 | 1 |
| 90 80 228 7 | 1 | 15 0E CB_0 | 202 | 1 | 90 80 301 9 | 93 | 90 80 311 9 | 211 | 1 |
| 90 80 228 8 | 56 | 90 80 228 7 | 111 | 1 | 90 80 304 0 | 93 | 90 80 311 9 | 311 | 1 |
| 90 80 233 4 | 1 | 15 0E CB_0 | 204 | 1 | 90 80 304 5 | 94 | 90 80 312 5 | 619 | 1 |
| 90 80 233 5 | 57 | 90 80 233 4 | 111 | 1 | 90 80 305 0 | 93 | 90 80 311 9 | 411 | 2 |
| 90 80 240 1 | 1 | 15 0E CB_0 | 203 | 1 | 90 80 305 3 | 70 | 90 80 285 6 | 202 | 1 |
| 90 80 240 2 | 58 | 90 80 240 1 | 111 | 1 | 90 80 305 4 | 93 | 90 80 311 9 | 150 | 1 |
| 90 80 243 4 | 1 | 15 0E CB_0 | 205 | 1 | 90 80 305 5 | 82 | 90 80 305 4 | 151 | 1 |
| 90 80 245 9 | 59 | 90 80 243 4 | 111 | 1 | 90 80 306 7 | 2 | 15 0E CB_0 | 640 | 1 |
| 90 80 247 4 | 57 | 90 80 233 4 | 101 | 2 | 90 80 306 8 | 83 | 90 80 306 7 | 100 | 1 |
| 90 80 247 4 | 58 | 90 80 240 1 | 103 | 2 | 90 80 306 9 | 93 | 90 80 311 9 | 101 | 2 |
| 90 80 247 4 | 59 | 90 80 243 4 | 101 | 2 | 90 80 307 5 | 1 | 15 0E CB_0 | 370 | 1 |
| 90 80 247 4 | 60 | 90 80 257 1 | 101 | 2 | 90 80 307 7 | 2 | 15 0E CB_0 | 673 | 1 |
| 90 80 257 1 | 1 | 15 0E CB_0 | 206 | 1 | 90 80 307 8 | 2 | 15 0E CB_0 | 670 | 1 |
| 90 80 257 2 | 60 | 90 80 257 1 | 111 | 1 | 90 80 307 9 | 93 | 90 80 311 9 | 111 | 1 |
| 90 80 262 1 | 1 | 15 0E CB_0 | 207 | 1 | 90 80 308 9 | 1 | 15 0E CB_0 | 350 | 8 |
| 90 80 262 2 | 61 | 90 80 262 1 | 111 | 1 | 90 80 309 2 | 94 | 90 80 312 5 | 620 | 1 |
| 90 80 263 0 | 57 | 90 80 233 4 | 200 | 1 | 90 80 310 8 | 93 | 90 80 311 9 | 102 | 2 |
| 90 80 267 9 | 1 | 15 0E CB_0 | 208 | 1 | 90 80 310 9 | 93 | 90 80 311 9 | 500 | 1 |
| 90 80 268 0 | 62 | 90 80 267 9 | 111 | 1 | 90 80 311 0 | 89 | 90 80 310 9 | 511 | 1 |
| 90 80 268 1 | 61 | 90 80 262 1 | 101 | 2 | 90 80 311 3 | 2 | 15 0E CB_0 | 671 | 1 |
| 90 80 268 1 | 62 | 90 80 267 9 | 101 | 2 | 90 80 311 4 | 2 | 15 0E CB_0 | 674 | 1 |
| 90 80 271 5 | 1 | 15 0E CB_0 | 210 | 1 | 90 80 311 9 | 1 | 15 0E CB_0 | 300 | 1 |
| 90 80 271 6 | 63 | 90 80 271 5 | 111 | 1 | 90 80 312 3 | 89 | 90 80 310 9 | 506 | 1 |
| 90 80 272 3 | 63 | 90 80 271 5 | 101 | 1 | 90 80 312 4 | 89 | 90 80 310 9 | 508 | 1 |
| 90 80 276 1 | 1 | 15 0E CB_0 | 201 | 1 | 90 80 312 5 | 93 | 90 80 311 9 | 600 | 1 |
| 90 80 276 2 | 64 | 90 80 276 1 | 111 | 1 | 90 80 313 1 | 1 | 15 0E CB_0 | 441 | 1 |
| 90 80 282 4 | 65 | 90 80 276 1 | 300 | 2 | 90 80 313 3 | 95 | 90 80 313 1 | 101 | 2 |
| 90 80 282 5 | 66 | 90 80 282 4 | 301 | 1 | 90 80 314 8 | 93 | 90 80 311 9 | 120 | 1 |
| 90 80 282 6 | 65 | 90 80 276 1 | 400 | 1 | 90 80 314 9 | 96 | 90 80 314 8 | 121 | 1 |
| 90 80 282 7 | 67 | 90 80 282 6 | 401 | 1 | 90 80 315 0 | 96 | 90 80 314 8 | 122 | 1 |
| 90 80 284 2 | 1 | 15 0E CB_0 | 240 | 1 | 90 80 315 2 | 93 | 90 80 311 9 | 130 | 1 |
| 90 80 284 3 | 68 | 90 80 284 2 | 111 | 1 | 90 80 317 1 | 65 | 90 80 276 1 | 500 | 1 |
| 90 80 285 6 | 65 | 90 80 276 1 | 200 | 1 | 90 80 317 2 | 97 | 90 80 317 1 | 501 | 1 |
| 90 80 285 7 | 70 | 90 80 285 6 | 201 | 1 | 90 80 317 6 | 1 | 15 0E CB_0 | 320 | 1 |
| 90 80 291 6 | 1 | 15 0E CB_0 | 200 | 1 | 90 80 317 6 | 2 | 15 0E CB_0 | 562 | 1 |
| 90 80 291 7 | 72 | 90 80 291 6 | 111 | 1 | 90 80 317 7 | 98 | 90 80 317 6 | 111 | 1 |
| 90 80 293 5 | 72 | 90 80 291 6 | 400 | 1 | 90 80 318 9 | 56 | 90 80 228 7 | 103 | 1 |
| 90 80 293 6 | 73 | 90 80 293 5 | 430 | 2 | 90 80 318 9 | 58 | 90 80 240 1 | 101 | 1 |
| 90 80 293 7 | 74 | 90 80 293 6 | 431 | 1 | 90 80 318 9 | 64 | 90 80 276 1 | 106 | 1 |
| 90 80 294 0 | 73 | 90 80 293 5 | 440 | 1 | 90 80 325 1 | 1 | 15 0E CB_0 | 230 | 1 |
| 90 80 294 1 | 75 | 90 80 294 0 | 441 | 1 | 90 80 325 3 | 100 | 90 80 325 1 | 125 | 36 |
| 90 80 294 5 | 72 | 90 80 291 6 | 124 | 6 | 90 80 331 9 | 105 | 90 80 339 8 | 201 | 1 |
| 90 80 295 4 | 72 | 90 80 291 6 | 211 | 2 | 90 80 332 0 | 106 | 90 80 340 2 | 101 | 1 |
| 90 80 296 4 | 72 | 90 80 291 6 | 710 | 1 | 90 80 332 1 | 101 | 90 80 333 8 | 221 | 1 |
| 90 80 297 2 | 72 | 90 80 291 6 | 122 | 2 | 90 80 332 4 | 101 | 90 80 333 8 | 211 | 1 |
| 90 80 298 9 | 76 | 90 80 299 0 | 311 | 1 | 90 80 333 8 | 99 | 90 80 317 6 | 200 | 1 |
| 90 80 299 0 | 72 | 90 80 291 6 | 310 | 1 | 90 80 336 0 | 1 | 15 0E CB_0 | 305 | 1 |
| 90 80 299 4 | 2 | 15 0E CB_0 | 635 | 1 | 90 80 336 1 | 102 | 90 80 336 0 | 111 | 1 |
| 90 80 299 5 | 77 | 90 80 299 4 | 650 | 1 | 90 80 336 5 | 103 | 90 80 336 0 | 200 | 1 |
| 90 80 299 6 | 2 | 15 0E CB_0 | 626 | 1 | 90 80 336 6 | 104 | 90 80 336 5 | 211 | 1 |
| 90 80 299 7 | 79 | 90 80 299 6 | 700 | 1 | 90 80 336 7 | 104 | 90 80 336 5 | 221 | 1 |
| 90 80 300 1 | 72 | 90 80 291 6 | 511 | 2 | 90 80 337 1 | 102 | 90 80 336 0 | 110 | 1 |
| 90 80 300 4 | 72 | 90 80 291 6 | 112 | 1 | 90 80 339 8 | 1 | 15 0E CB_0 | 401 | 1 |
| 90 80 300 5 | 72 | 90 80 291 6 | 113 | 1 | 90 80 340 2 | 105 | 90 80 339 8 | 210 | 1 |
| 90 80 300 9 | 76 | 90 80 299 0 | 301 | 6 | 90 80 348 0 | 2 | 15 0E CB_0 | 570 | 1 |

26.5.2015

LE21035_150ecb8lit_etl_de

175

LIEBHERR

Numerischer Index
Numerical index

| Artikel | Seite | Baugruppe | Pos. | Menge | Artikel | Seite | Baugruppe | Pos. | Menge |
|--------------|-------|--------------|------|-------|--------------|-------|--------------|------|-------|
| 93 85 943 01 | 117 | 93 19 635 01 | 120 | 1 | 96 96 482 01 | 147 | 96 96 515 01 | 100 | 1 |
| 93 85 951 01 | 117 | 93 19 635 01 | 150 | 1 | 96 96 483 01 | 146 | 96 96 482 01 | 111 | 1 |
| 93 85 952 01 | 117 | 93 19 635 01 | 160 | 1 | 96 96 491 01 | 146 | 96 96 482 01 | 114 | 1 |
| 93 85 953 01 | 117 | 93 19 635 01 | 170 | 1 | 96 96 515 01 | 1 | 15 0E CB_0 | 220 | 1 |
| 93 87 120 01 | 117 | 93 19 635 01 | 185 | 1 | 96 96 516 01 | 147 | 96 96 515 01 | 200 | 1 |
| 93 87 282 01 | 47 | 90 80 031 5 | 331 | 1 | 96 97 069 01 | 124 | 93 24 124 01 | 802 | 2 |
| 93 88 091 01 | 57 | 90 80 233 4 | 108 | 1 | 96 99 124 01 | 2 | 15 0E CB_0 | 641 | 1 |
| 93 88 091 01 | 63 | 90 80 271 5 | 400 | 1 | 96 99 471 01 | 1 | 15 0E CB_0 | 500 | 1 |
| 93 88 091 01 | 64 | 90 80 276 1 | 118 | 1 | 96 99 582 01 | 150 | 96 99 471 01 | 901 | 1 |
| 93 88 092 01 | 141 | 93 88 091 01 | 1 | 1 | 97 02 890 01 | 68 | 90 80 284 2 | 113 | 2 |
| 93 93 569 01 | 124 | 93 24 124 01 | 839 | 1 | 97 02 891 01 | 153 | 97 02 890 01 | 1 | 1 |
| 93 93 711 01 | 124 | 93 24 124 01 | 835 | 1 | 97 05 794 01 | 50 | 90 80 119 8 | 402 | 4 |
| 93 93 887 01 | 24 | 90 00 337 1 | 911 | 1 | 97 10 138 01 | 72 | 90 80 291 6 | 118 | 4 |
| 93 94 015 01 | 113 | 90 80 414 0 | 25 | 1 | 97 10 510 01 | 57 | 90 80 233 4 | 106 | 1 |
| 93 94 015 01 | 124 | 93 24 124 01 | 825 | 1 | 97 10 606 01 | 72 | 90 80 291 6 | 138 | 24 |
| 93 97 338 01 | 1 | 15 0E CB_0 | 310 | 1 | 97 10 611 01 | 89 | 90 80 310 9 | 501 | 1 |
| 93 97 339 01 | 142 | 93 97 338 01 | 111 | 1 | 97 10 613 01 | 93 | 90 80 311 9 | 113 | 2 |
| 93 98 613 01 | 151 | 96 99 582 01 | 309 | 2 | 97 22 148 01 | 65 | 90 80 276 1 | 137 | 1 |
| 94 41 632 03 | 139 | 93 82 811 01 | 122 | 1 | 97 22 215 01 | 64 | 90 80 276 1 | 108 | 2 |
| 94 41 716 03 | 138 | 93 82 702 01 | 122 | 1 | 97 22 400 01 | 93 | 90 80 311 9 | 103 | 4 |
| 94 41 717 03 | 140 | 93 82 846 01 | 114 | 1 | 97 22 503 01 | 63 | 90 80 271 5 | 115 | 1 |
| 94 42 842 03 | 137 | 93 82 699 01 | 101 | 1 | 97 42 632 01 | 32 | 90 07 479 30 | 125 | 1 |
| 94 43 014 03 | 137 | 93 82 699 01 | 122 | 1 | 97 44 238 01 | 155 | 97 44 248 01 | 131 | 2 |
| 95 08 128 01 | 148 | 96 96 516 01 | 204 | 8 | 97 44 248 01 | 150 | 96 99 471 01 | 710 | 1 |
| 95 26 664 01 | 143 | 95 71 756 01 | 512 | 1 | 97 50 268 01 | 135 | 93 43 417 01 | 30 | 0 |
| 95 26 887 01 | 46 | 90 13 319 30 | 142 | 1 | 97 50 268 01 | 161 | 97 51 169 01 | 102 | 1 |
| 95 60 274 01 | 1 | 15 0E CB_0 | 31 | 4 | 97 50 879 01 | 41 | 90 11 737 30 | 101 | 1 |
| 95 60 278 01 | 1 | 15 0E CB_0 | 32 | 2 | 97 50 906 01 | 87 | 90 80 307 7 | 20 | 1 |
| 95 64 019 01 | 146 | 96 96 482 01 | 115 | 8 | 97 51 009 01 | 90 | 90 80 311 3 | 20 | 1 |
| 95 65 465 01 | 40 | 90 11 600 30 | 201 | 1 | 97 51 166 01 | 133 | 93 42 597 01 | 1755 | 1 |
| 95 71 573 01 | 64 | 90 80 276 1 | 126 | 2 | 97 51 169 01 | 133 | 93 42 597 01 | 1754 | 1 |
| 95 71 573 01 | 72 | 90 80 291 6 | 130 | 2 | 97 51 170 01 | 91 | 90 80 311 4 | 20 | 1 |
| 95 71 573 01 | 93 | 90 80 311 9 | 132 | 4 | 97 51 324 01 | 156 | 97 50 268 01 | 141 | 1 |
| 95 71 698 01 | 68 | 90 80 284 2 | 151 | 1 | 97 58 500 01 | 29 | 90 01 541 8 | 55 | 1 |
| 95 71 703 01 | 47 | 90 80 031 5 | 321 | 1 | 97 58 510 01 | 30 | 90 03 019 0 | 60 | 1 |
| 95 71 705 01 | 47 | 90 80 031 5 | 327 | 1 | 97 59 118 01 | 124 | 93 24 124 01 | 810 | 1 |
| 95 71 756 01 | 69 | 90 80 284 2 | 200 | 1 | 97 59 119 01 | 79 | 90 80 299 6 | 731 | 1 |
| 95 71 757 01 | 143 | 95 71 756 01 | 511 | 1 | 97 59 119 01 | 124 | 93 24 124 01 | 815 | 1 |
| 95 71 759 01 | 143 | 95 71 756 01 | 516 | 2 | 97 59 125 01 | 124 | 93 24 124 01 | 806 | 1 |
| 96 12 981 | 51 | 90 80 123 8 | 203 | 1 | 97 59 126 01 | 118 | 93 23 058 01 | 103 | 1 |
| 96 13 673 | 102 | 90 80 336 0 | 125 | 1 | 97 59 382 01 | 124 | 93 24 124 01 | 793 | 1 |
| 96 19 936 | 106 | 90 80 340 2 | 106 | 1 | 98 08 098 01 | 131 | 93 33 873 01 | 18 | 0 |
| 96 85 869 01 | 144 | 96 85 897 01 | 151 | 1 | 98 08 099 01 | 27 | 90 00 386 9 | 182 | 0 |
| 96 85 897 01 | 25 | 90 00 339 8 | 150 | 1 | 98 08 099 01 | 121 | 93 23 566 01 | 152 | 0 |
| 96 91 364 01 | 79 | 90 80 299 6 | 730 | 1 | 98 34 755 01 | 117 | 93 19 635 01 | 151 | 6 |
| 96 92 534 01 | 154 | 97 05 794 01 | 101 | 1 | 98 41 421 01 | 25 | 90 00 339 8 | 135 | 1 |
| 96 92 742 01 | 94 | 90 80 312 5 | 621 | 1 | 98 43 867 01 | 23 | 90 00 337 1 | 416 | 2 |
| 96 92 963 01 | 94 | 90 80 312 5 | 611 | 1 | 98 45 141 01 | 23 | 90 00 337 1 | 211 | 1 |
| 96 92 983 01 | 94 | 90 80 312 5 | 601 | 1 | 98 45 171 01 | 25 | 90 00 339 8 | 110 | 1 |
| 96 93 701 01 | 93 | 90 80 311 9 | 140 | 1 | 98 45 172 01 | 25 | 90 00 339 8 | 132 | 1 |
| 96 94 290 01 | 144 | 96 85 897 01 | 153 | 2 | 98 45 484 01 | 23 | 90 00 337 1 | 312 | 1 |
| 96 94 318 01 | 51 | 90 80 123 8 | 202 | 1 | 98 45 485 01 | 23 | 90 00 337 1 | 411 | 1 |
| 96 94 319 01 | 102 | 90 80 336 0 | 124 | 1 | 98 45 487 01 | 23 | 90 00 337 1 | 412 | 1 |
| 96 94 504 01 | 83 | 90 80 306 7 | 133 | 1 | 98 45 488 01 | 23 | 90 00 337 1 | 417 | 1 |
| 96 95 855 01 | 134 | 93 42 693 01 | 101 | 1 | 98 45 489 01 | 23 | 90 00 337 1 | 421 | 1 |
| 96 95 901 01 | 145 | 96 95 855 01 | 70 | 1 | 98 45 491 01 | 23 | 90 00 337 1 | 431 | 1 |
| 96 95 902 01 | 145 | 96 95 855 01 | 75 | 1 | 98 45 492 01 | 23 | 90 00 337 1 | 511 | 2 |
| 96 95 934 01 | 145 | 96 95 855 01 | 71 | 1 | 98 45 495 01 | 23 | 90 00 337 1 | 711 | 2 |
| 96 96 477 01 | 146 | 96 96 482 01 | 112 | 1 | 98 45 722 01 | 93 | 90 80 311 9 | 109 | 2 |
| 96 96 478 01 | 146 | 96 96 482 01 | 113 | 1 | 98 45 866 01 | 23 | 90 00 337 1 | 214 | 2 |

26.5.2015

LE21035_150ecb8lit_etl_de

177

LIEBHERR

Numerischer Index
Numerical index

| Artikel | Seite | Baugruppe | Pos. | Menge | Artikel | Seite | Baugruppe | Pos. | Menge |
|--------------|-------|--------------|------|-------|---------|-------|-----------|------|-------|
| 98 92 231 01 | 30 | 90 03 019 0 | 10 | 1 | | | | | |
| 98 92 231 01 | 145 | 96 95 855 01 | 10 | 1 | | | | | |
| 99 10 240 01 | 23 | 90 00 337 1 | 311 | 1 | | | | | |
| 99 10 240 01 | 89 | 90 80 310 9 | 512 | 1 | | | | | |
| 99 10 240 01 | 93 | 90 80 311 9 | 110 | 1 | | | | | |
| 99 10 241 01 | 163 | 99 10 240 01 | 1 | 1 | | | | | |
| 99 10 242 01 | 153 | 97 02 890 01 | 2 | 2 | | | | | |
| 99 10 242 01 | 163 | 99 10 240 01 | 2 | 2 | | | | | |
| 99 11 313 01 | 42 | 90 11 763 30 | 472 | 1 | | | | | |
| 99 11 318 01 | 23 | 90 00 337 1 | 551 | 1 | | | | | |
| 99 45 620 01 | 27 | 90 00 386 9 | 160 | 1 | | | | | |
| 99 70 402 01 | 64 | 90 80 276 1 | 112 | 2 | | | | | |
| 99 70 403 01 | 63 | 90 80 271 5 | 106 | 2 | | | | | |
| 99 70 403 01 | 68 | 90 80 284 2 | 114 | 4 | | | | | |
| 99 70 403 01 | 93 | 90 80 311 9 | 114 | 2 | | | | | |
| 99 74 221 01 | 72 | 90 80 291 6 | 114 | 2 | | | | | |
| 99 74 989 01 | 72 | 90 80 291 6 | 120 | 2 | | | | | |
| 99 75 250 01 | 64 | 90 80 276 1 | 120 | 4 | | | | | |
| 99 93 047 01 | 64 | 90 80 276 1 | 110 | 1 | | | | | |

26.5.2015

LE21035_150ecb8lit_etl_de

178

LIEBHERR

Numerischer Index
Numerical index

| Bezeichnung | Artikel | Pos. | Menge | Seite | Baugruppe | Bezeichnung |
|-----------------------------|--------------|------|-------|-------|--------------|------------------------|
| 68 916 4000 55 0 | 93 26 175 01 | 55 | 1 | 131 | 93 33 873 01 | PLANETENGETRIEBE |
| WIW250MZ401-440.170 | 93 22 503 01 | 170 | 1 | 27 | 90 00 386 9 | WINDWERK |
| WIW250MZ402-440.120 GRUN | 93 25 917 01 | 120 | 1 | 26 | 90 00 386 9 | WINDWERK |
| ABDECKRING 48,9X88,9X24 LA | 98 41 421 01 | 135 | 1 | 25 | 90 00 339 8 | LASTHAKEN |
| ABDECKUNG LAH063ET001-03 | 98 45 491 01 | 431 | 1 | 23 | 90 00 337 1 | UNTERFLASCHE |
| ABSOLUTWERTGEBER | 64 20 200 01 | 14 | 2 | 10 | 10 16 747 5 | STEUERHEBEL |
| ABSOLUTWERTGEBER | 64 20 200 01 | 14 | 2 | 22 | 64 01 513 01 | STEUERHEBEL |
| ABSTUETZUNG KAW160MZ00 | 93 85 943 01 | 120 | 1 | 117 | 93 19 635 01 | KATZFAHRWERK |
| ABSTUETZUNG KAW160MZ00 | 93 85 953 01 | 170 | 1 | 117 | 93 19 635 01 | KATZFAHRWERK |
| ABTRIEB GET140AZ404-124.00 | 93 82 846 01 | 124 | 1 | 121 | 93 23 566 01 | GETRIEBE |
| ABTRIEBSFLANSCH 68 916 40 | 93 26 164 01 | 10 | 1 | 131 | 93 33 873 01 | PLANETENGETRIEBE |
| ABTRIEBSWELLE GET140AZ40 | 93 82 847 01 | 111 | 1 | 140 | 93 82 846 01 | ABTRIEB |
| ABTRIEBSWELLENGEHAEUSE | 93 82 640 01 | 101 | 1 | 140 | 93 82 846 01 | ABTRIEB |
| ACHSE C065.070-661.322 | 90 80 030 4 | 322 | 1 | 47 | 90 80 031 5 | ROLLE |
| ACHSE FORM 200 55X100X80 | 98 45 484 01 | 312 | 1 | 23 | 90 00 337 1 | UNTERFLASCHE |
| ACHSE LN 46-3 30X90X60 F200 | 99 93 047 01 | 110 | 1 | 64 | 90 80 276 1 | AUSLEGERANLENKSTUECK |
| ACHSE LN 46-3 55X120X82 F2 | 93 26 734 01 | 112 | 2 | 68 | 90 80 284 2 | LAUFKATZE |
| ACHSE LN 46-3 55X120X82 F2 | 93 26 734 01 | 112 | 1 | 93 | 90 80 311 9 | DREHBUEHNE |
| ACHSHALTER LN 4/2 6X40X80 | 99 70 402 01 | 112 | 2 | 64 | 90 80 276 1 | AUSLEGERANLENKSTUECK |
| ACHSHALTER LN 4/3 8X40X120 | 99 70 403 01 | 106 | 2 | 63 | 90 80 271 5 | AUSLEGERKOPFSTUECK |
| ACHSHALTER LN 4/3 8X40X120 | 99 70 403 01 | 114 | 4 | 68 | 90 80 284 2 | LAUFKATZE |
| ACHSHALTER LN 4/3 8X40X120 | 99 70 403 01 | 114 | 2 | 93 | 90 80 311 9 | DREHBUEHNE |
| ADERENDHUELSE 1,50mm²/1 | 60 23 415 01 | 102 | 10 | 44 | 90 11 842 30 | KABELBAUM |
| ADERENDHUELSE 25,00QMM/2 | 60 23 411 01 | 720 | 4 | 81 | 90 80 299 7 | KABELSATZ |
| AKKU | 10 68 423 7 | 71 | 0 | 30 | 90 03 019 0 | GERAETEPLATTE |
| ANBAUGEHAEUSE HAN 24B N | 60 56 004 01 | 735 | 1 | 79 | 90 80 299 6 | ELEKTROINSTALLATION |
| ANBAUPLATTE E00.0000X693/ | 93 24 128 01 | 798 | 1 | 124 | 93 24 124 01 | MONTAGETEILE |
| ANBAUSATZ FUER WINKELGE | 69 10 610 01 | 110 | 1 | 157 | 97 50 879 01 | DREHWINKELSENSOR |
| ANKERSCHEIBE | 10 03 992 5 | 2 | 1 | 15 | 10 16 885 4 | MAGNETTEIL |
| ANKERSCHEIBE BME45816-02 | 10 02 407 3 | 1 | 1 | 7 | 10 02 407 1 | MAGNETTEIL |
| ANLAUFSCHLEIBE 68 763 5200 | 92 76 452 01 | 46 | 1 | 131 | 93 33 873 01 | PLANETENGETRIEBE |
| ANSCHALTBAUGRUPPE | 93 42 693 01 | 710 | 1 | 2 | 15 0E CB_0 | |
| ANSCHLAGBOLZEN NP-152/A | 90 00 059 30 | 105 | 1 | 57 | 90 80 233 4 | AUSLEGERZWISCHENSTUECK |
| ANSCHLAGBOLZEN NP-152/A 3 | 90 11 307 30 | 108 | 1 | 63 | 90 80 271 5 | AUSLEGERKOPFSTUECK |
| ANSCHLAGPUFFER DIN 95364 | 72 66 162 01 | 109 | 2 | 63 | 90 80 271 5 | AUSLEGERKOPFSTUECK |
| ANSCHLAGPUFFER DIN 95364 | 72 66 162 01 | 115 | 2 | 64 | 90 80 276 1 | AUSLEGERANLENKSTUECK |
| ANSCHLUSSKABEL E00.0145X | 96 97 069 01 | 802 | 2 | 124 | 93 24 124 01 | MONTAGETEILE |
| ANSCHLUSSSCHRAUBE C026 | 95 26 664 01 | 512 | 1 | 143 | 95 71 756 01 | SPANNVORRICHTUNG |
| ANSCHLUSSTRAEGER 68 916 | 93 26 163 01 | 1 | 1 | 131 | 93 33 873 01 | PLANETENGETRIEBE |
| ANTENNE | 11 16 119 6 | 80 | 1 | 30 | 90 03 019 0 | GERAETEPLATTE |
| ANTIRUTSCHBELAG | 10 53 172 1 | 138 | 1.4m | 93 | 90 80 311 9 | DREHBUEHNE |
| ANTIRUTSCHBELAG | 10 53 172 1 | 139 | 1.75m | 93 | 90 80 311 9 | DREHBUEHNE |
| ANTRIEBSWELLE 68 916 4000 | 93 26 184 01 | 60 | 1 | 132 | 93 33 873 01 | PLANETENGETRIEBE |
| ARBEITSBUEHNE C073.070-41 | 90 80 333 8 | 200 | 1 | 99 | 90 80 317 6 | KABINENPODEST |
| ARBEITSBUEHNE C073.070-41 | 90 80 336 5 | 200 | 1 | 103 | 90 80 336 0 | PLATTFORM |
| ARMPOLSTER | 64 00 543 01 | 10 | 2 | 13 | 10 16 781 8 | STEUERSTAND |
| ARMSTUETZE | 64 00 533 01 | 9 | 2 | 13 | 10 16 781 8 | STEUERSTAND |
| ASCHENBECHER | 10 41 279 6 | 23 | 1 | 48 | 90 80 049 9 | KABINE |
| AUFKLEBER 32 000 6060 40 14 | 96 12 981 | 203 | 1 | 51 | 90 80 123 8 | SCHILD FUEHRERHAUS |
| AUFKLEBER 32 000 6060 45 18 | 96 13 673 | 125 | 1 | 102 | 90 80 336 0 | PLATTFORM |
| AUFKLEBER SLD05.10AC01 1 | 90 03 145 5 | 60 | 1 | 29 | 90 01 541 8 | GERAETEPLATTE |
| AUFSTECKROHR 760 MM LG. | 80 06 597 | 116 | 1 | 55 | 90 80 214 0 | WERKZEUGE |
| AUFTRITT | 10 41 279 4 | 30 | 1 | 49 | 90 80 049 9 | KABINE |
| AUGENSCHRAUBE | 10 16 635 7 | 3 | 2 | 8 | 10 16 636 3 | HANDLUEFTUNG |
| AUSLEGERANLENKSTUECK C | 90 80 276 1 | 201 | 1 | 1 | 15 0E CB_0 | |
| AUSLEGERANLENKSTUECK C | 90 80 276 2 | 111 | 1 | 64 | 90 80 276 1 | AUSLEGERANLENKSTUECK |
| AUSLEGERAUFHAENGUNG C | 90 11 477 30 | 265 | 2 | 1 | 15 0E CB_0 | |
| AUSLEGERKOPFSTUECK C07 | 90 80 271 5 | 210 | 1 | 1 | 15 0E CB_0 | |
| AUSLEGERKOPFSTUECK C073 | 90 80 271 6 | 111 | 1 | 63 | 90 80 271 5 | AUSLEGERKOPFSTUECK |
| AUSLEGERZWISCHENSTUECK | 90 80 228 7 | 202 | 1 | 1 | 15 0E CB_0 | |

26.5.2015

LE21035_150ecb8lit_etl_de

179

LIEBHERR

Alphabetischer Index
Alphabetical index

| Bezeichnung | Artikel | Pos. | Menge | Seite | Baugruppe | Bezeichnung |
|-----------------------------|--------------|------|-------|-------|--------------|------------------------|
| AUSLEGERZWISCHENSTUECK | 90 80 228 8 | 111 | 1 | 56 | 90 80 228 7 | AUSLEGERZWISCHENSTUECK |
| AUSLEGERZWISCHENSTUECK | 90 80 240 1 | 203 | 1 | 1 | 15 0E CB_0 | |
| AUSLEGERZWISCHENSTUECK | 90 80 240 2 | 111 | 1 | 58 | 90 80 240 1 | AUSLEGERZWISCHENSTUECK |
| AUSLEGERZWISCHENSTUECK | 90 80 233 4 | 204 | 1 | 1 | 15 0E CB_0 | |
| AUSLEGERZWISCHENSTUECK | 90 80 233 5 | 111 | 1 | 57 | 90 80 233 4 | AUSLEGERZWISCHENSTUECK |
| AUSLEGERZWISCHENSTUECK | 90 80 243 4 | 205 | 1 | 1 | 15 0E CB_0 | |
| AUSLEGERZWISCHENSTUECK | 90 80 245 9 | 111 | 1 | 59 | 90 80 243 4 | AUSLEGERZWISCHENSTUECK |
| AUSLEGERZWISCHENSTUECK | 90 80 257 1 | 206 | 1 | 1 | 15 0E CB_0 | |
| AUSLEGERZWISCHENSTUECK | 90 80 257 2 | 111 | 1 | 60 | 90 80 257 1 | AUSLEGERZWISCHENSTUECK |
| AUSLEGERZWISCHENSTUECK | 90 80 262 1 | 207 | 1 | 1 | 15 0E CB_0 | |
| AUSLEGERZWISCHENSTUECK | 90 80 262 2 | 111 | 1 | 61 | 90 80 262 1 | AUSLEGERZWISCHENSTUECK |
| AUSLEGERZWISCHENSTUECK | 90 80 267 9 | 208 | 1 | 1 | 15 0E CB_0 | |
| AUSLEGERZWISCHENSTUECK | 90 80 268 0 | 111 | 1 | 62 | 90 80 267 9 | AUSLEGERZWISCHENSTUECK |
| AUSWERTEELEKTRONIK ESS | 64 20 206 01 | 56 | 2 | 13 | 10 16 781 8 | STEUERSTAND |
| AX.ZYL.ROLLENLAGER DIN 7 | 74 66 064 01 | 141 | 1 | 25 | 90 00 339 8 | LASTHAKEN |
| BEFESTIGUNGSSCHELLE 37 | 10 01 796 2 | 8 | 2 | 120 | 93 23 524 01 | WINDFREISTELLUNG |
| BETAETIGUNGSELEMENT | 63 21 640 01 | 1 | 1 | 18 | 60 66 126 01 | TASTER NOT-AUS |
| BETAETIGUNGSELEMENT | 63 21 641 01 | 1 | 1 | 17 | 26 39 459 02 | DRUCKTASTER |
| BETAETIGUNGSELEMENT | 63 21 642 01 | 31 | 2 | 13 | 10 16 781 8 | STEUERSTAND |
| BETAETIGUNGSELEMENT | 63 21 643 01 | 1 | 1 | 19 | 60 66 129 01 | TASTER |
| BETAETIGUNGSELEMENT | 63 21 655 01 | 1 | 1 | 5 | 10 00 634 9 | TASTER |
| BLECH 10X70X180 C064.001-96 | 96 92 983 01 | 601 | 1 | 94 | 90 80 312 5 | STROMABNEHMERBEFESTIG |
| BLECH 12X35X307 C073.070-96 | 90 80 304 5 | 619 | 1 | 94 | 90 80 312 5 | STROMABNEHMERBEFESTIG |
| BLECH 12X44X307 C073.070-96 | 90 80 309 2 | 620 | 1 | 94 | 90 80 312 5 | STROMABNEHMERBEFESTIG |
| BLECH 2X254X835 C070.070-96 | 90 80 163 1 | 117 | 1 | 52 | 90 80 162 7 | WERKZEUGKASTEN |
| BLECH 2X80X165 A117.000-493 | 90 02 235 6 | 40 | 1 | 29 | 90 01 541 8 | GERAETEPLATTE |
| BLECH 3X282X282 E00.0254X | 93 31 302 01 | 3 | 1 | 130 | 93 28 869 01 | FREMDLUEFTUNG |
| BLECH 4X300X410 C073.070-41 | 90 80 337 1 | 110 | 1 | 102 | 90 80 336 0 | PLATTFORM |
| BLECH 4X478X591 C064.001-41 | 96 92 742 01 | 621 | 1 | 94 | 90 80 312 5 | STROMABNEHMERBEFESTIG |
| BLECH 8X150X263 C067.001-33 | 96 96 491 01 | 114 | 1 | 146 | 96 96 482 01 | KUD-AUFLAGE |
| BLECH C062.070-411.600/101 | 90 10 678 30 | 101 | 1 | 33 | 90 10 679 30 | KABELBEFESTIGUNG |
| BLECH C063.070-419.450 8X18 | 90 11 768 30 | 450 | 1 | 42 | 90 11 763 30 | ZENTRALSCHMIERANLAGE |
| BLECH C070.070-414.101 5X29 | 90 80 121 4 | 401 | 1 | 50 | 90 80 119 8 | PLATTFORM |
| BLECH C070.070-414.114 40X1 | 90 80 123 5 | 114 | 1 | 98 | 90 80 317 6 | KABINENPODEST |
| BLECH C070.070-414.122 40X1 | 90 80 125 4 | 122 | 1 | 98 | 90 80 317 6 | KABINENPODEST |
| BLECH C070.070-414.201 3X7 | 90 80 123 9 | 201 | 1 | 51 | 90 80 123 8 | SCHILD FUEHRERHAUS |
| BLECH C073.070-535.901 | 90 80 643 3 | 901 | 1 | 115 | 90 80 643 2 | NACHRUESTSATZ |
| BLECH C073.070-535.902 2X7 | 90 80 643 7 | 902 | 1 | 115 | 90 80 643 2 | NACHRUESTSATZ |
| BLECH C073.070-611.301 | 90 80 282 5 | 301 | 1 | 66 | 90 80 282 4 | STEG |
| BLECH C073.070-611.401 | 90 80 282 7 | 401 | 1 | 67 | 90 80 282 6 | PLATTFORM |
| BLECH C073.070-611.501 | 90 80 317 2 | 501 | 1 | 97 | 90 80 317 1 | STEG |
| BLINDABDECKUNG HAN-MO | 10 16 794 4 | 743 | 2 | 79 | 90 80 299 6 | ELEKTROINSTALLATION |
| BLINDNIET TRAPEZKOPF 3,2X | 44 49 001 01 | 552 | 8 | 23 | 90 00 337 1 | UNTERFLASCHE |
| BLINDNIET TRAPEZKOPF 3,2X | 44 49 001 01 | 112 | 4 | 106 | 90 80 340 2 | TURMSCHILDER |
| BLINDSTOPFEN EN 60423 IP68 | 10 17 975 7 | 726 | 3 | 79 | 90 80 299 6 | ELEKTROINSTALLATION |
| BLINDSTOPFEN M32X1,5 POL | 60 25 154 01 | 619 | 1 | 77 | 90 80 299 4 | ELEKTROINSTALLATION |
| BLINDVERSCHLUSS | 26 45 196 02 | 37 | 4 | 13 | 10 16 781 8 | STEUERSTAND |
| BOCK C073.070-411.211 | 90 80 301 9 | 211 | 1 | 93 | 90 80 311 9 | DREHBUEHNE |
| BOHRSCHRAUBE AENHL.DIN | 10 81 679 5 | 126 | 6 | 98 | 90 80 317 6 | KABINENPODEST |
| BOHRSCHRAUBE AENHL.DIN | 10 81 679 5 | 105 | 10 | 102 | 90 80 336 0 | PLATTFORM |
| BOLZEN | 10 16 636 0 | 7 | 2 | 8 | 10 16 636 3 | HANDLUEFTUNG |
| BOLZEN | 10 41 326 1 | 19 | 1 | 48 | 90 80 049 9 | KABINE |
| BOLZEN 10X30X15,5 E00.001 | 93 23 527 01 | 3 | 1 | 120 | 93 23 524 01 | WINDFREISTELLUNG |
| BOLZEN 20X130X110 C062.07 | 90 10 464 30 | 101 | 2 | 56 | 90 80 228 7 | AUSLEGERZWISCHENSTUECK |
| BOLZEN 20X150X130 C065.07 | 90 11 733 30 | 104 | 2 | 64 | 90 80 276 1 | AUSLEGERANLENKSTUECK |
| BOLZEN 30X90X65 C041.001- | 95 71 573 01 | 126 | 2 | 64 | 90 80 276 1 | AUSLEGERANLENKSTUECK |
| BOLZEN 30X90X65 C041.001- | 95 71 573 01 | 130 | 2 | 72 | 90 80 291 6 | GEGENAUSLEGER |
| BOLZEN 30X90X65 C041.001- | 95 71 573 01 | 132 | 4 | 93 | 90 80 311 9 | DREHBUEHNE |
| BOLZEN 80X226X178 C065.07 | 90 11 839 30 | 101 | 2 | 64 | 90 80 276 1 | AUSLEGERANLENKSTUECK |
| BOLZEN C073.070-411.101 | 90 80 306 9 | 101 | 2 | 93 | 90 80 311 9 | DREHBUEHNE |

26.5.2015

LE21035_150ecb8lit_etl_de

180

LIEBHERRAlphabetischer Index
Alphabetical index

| Bezeichnung | Artikel | Pos. | Menge | Seite | Baugruppe | Bezeichnung |
|-----------------------------|--------------|------|-------|-------|--------------|------------------------|
| BOLZEN C073.070-411.102 | 90 80 310 8 | 102 | 2 | 93 | 90 80 311 9 | DREHBUEHNE |
| BOLZEN C073.070-411.120 | 90 80 314 8 | 120 | 1 | 93 | 90 80 311 9 | DREHBUEHNE |
| BOLZEN C073.070-411.121 | 90 80 314 9 | 121 | 1 | 96 | 90 80 314 8 | BOLZEN |
| BOLZEN C073.070-411.126 | 90 80 362 4 | 126 | 1 | 93 | 90 80 311 9 | DREHBUEHNE |
| BOLZEN C073.070-411.506 | 90 80 312 3 | 506 | 1 | 89 | 90 80 310 9 | SEILFLASCHE |
| BOLZEN C073.070-611.136 | 90 80 394 1 | 136 | 1 | 65 | 90 80 276 1 | AUSLEGERANLENKSTUECK |
| BOLZEN C073.070-623.200 | 90 80 263 0 | 200 | 1 | 57 | 90 80 233 4 | AUSLEGERZWISCHENSTUECK |
| BOLZEN C073.070-632.101 | 90 80 247 4 | 101 | 2 | 57 | 90 80 233 4 | AUSLEGERZWISCHENSTUECK |
| BOLZEN C073.070-632.101 | 90 80 247 4 | 103 | 2 | 58 | 90 80 240 1 | AUSLEGERZWISCHENSTUECK |
| BOLZEN C073.070-632.101 | 90 80 247 4 | 101 | 2 | 59 | 90 80 243 4 | AUSLEGERZWISCHENSTUECK |
| BOLZEN C073.070-632.101 | 90 80 247 4 | 101 | 2 | 60 | 90 80 257 1 | AUSLEGERZWISCHENSTUECK |
| BOLZEN C073.070-634.101 | 90 80 268 1 | 101 | 2 | 61 | 90 80 262 1 | AUSLEGERZWISCHENSTUECK |
| BOLZEN C073.070-634.101 | 90 80 268 1 | 101 | 2 | 62 | 90 80 267 9 | AUSLEGERZWISCHENSTUECK |
| BOLZEN C073.070-711.122 | 90 80 297 2 | 122 | 2 | 72 | 90 80 291 6 | GEGENAUSLEGER |
| BOLZEN DIN 82101 G 6X12 V | 10 04 031 8 | 24 | 2 | 120 | 93 23 524 01 | WINDFREISTELLUNG |
| BOLZEN EN 22341 B6X26X1,6 | 10 02 214 4 | 17 | 2 | 120 | 93 23 524 01 | WINDFREISTELLUNG |
| BOLZEN LAH063ET001-035.421 | 98 45 489 01 | 421 | 1 | 23 | 90 00 337 1 | UNTERFLASCHE |
| BOLZEN LN 16 F200 10X55X45 | 97 22 148 01 | 137 | 1 | 65 | 90 80 276 1 | AUSLEGERANLENKSTUECK |
| BOLZEN LN 16 F200 12X80X70 | 97 22 215 01 | 108 | 2 | 64 | 90 80 276 1 | AUSLEGERANLENKSTUECK |
| BOLZEN LN 16 F200 15X130X | 97 22 400 01 | 103 | 4 | 93 | 90 80 311 9 | DREHBUEHNE |
| BOLZEN LN 16 F200 15X205X | 99 74 989 01 | 120 | 2 | 72 | 90 80 291 6 | GEGENAUSLEGER |
| BOLZEN LN 16 F200 16X100X9 | 97 10 613 01 | 113 | 2 | 93 | 90 80 311 9 | DREHBUEHNE |
| BOLZEN LN 16 F200 16X150X | 97 22 503 01 | 115 | 1 | 63 | 90 80 271 5 | AUSLEGERKOPFSTUECK |
| BOLZEN LN 16 F200 16X160X1 | 97 10 611 01 | 501 | 1 | 89 | 90 80 310 9 | SEILFLASCHE |
| BOLZEN LN 16 F200 16X80X65 | 97 10 606 01 | 138 | 24 | 72 | 90 80 291 6 | GEGENAUSLEGER |
| BOLZEN LN 16 F200 25X140X | 99 74 221 01 | 114 | 2 | 72 | 90 80 291 6 | GEGENAUSLEGER |
| BOLZEN LN 16 F200 8X70X62 | 97 10 510 01 | 106 | 1 | 57 | 90 80 233 4 | AUSLEGERZWISCHENSTUECK |
| BOLZEN LN 16- 16X455X380 F2 | 90 80 363 4 | 201 | 1 | 101 | 90 80 333 8 | ARBEITSBUEHNE |
| BOLZEN LN 16- 16X455X380 F2 | 90 80 363 4 | 201 | 1 | 104 | 90 80 336 5 | ARBEITSBUEHNE |
| BOLZEN LN 17 65X225X155 F2 | 90 80 301 0 | 104 | 1 | 59 | 90 80 243 4 | AUSLEGERZWISCHENSTUECK |
| BOLZEN LN 17 65X225X155 F2 | 90 80 301 0 | 104 | 1 | 60 | 90 80 257 1 | AUSLEGERZWISCHENSTUECK |
| BOLZEN LN 17 65X225X155 F2 | 90 80 301 0 | 104 | 1 | 61 | 90 80 262 1 | AUSLEGERZWISCHENSTUECK |
| BOLZEN LN 17 65X225X155 F2 | 90 80 301 0 | 104 | 1 | 62 | 90 80 267 9 | AUSLEGERZWISCHENSTUECK |
| BOLZEN LN 17 75X295X215 F | 90 80 318 9 | 103 | 1 | 56 | 90 80 228 7 | AUSLEGERZWISCHENSTUECK |
| BOLZEN LN 17 75X295X215 F | 90 80 318 9 | 101 | 1 | 58 | 90 80 240 1 | AUSLEGERZWISCHENSTUECK |
| BOLZEN LN 17 75X295X215 F | 90 80 318 9 | 106 | 1 | 64 | 90 80 276 1 | AUSLEGERANLENKSTUECK |
| BOLZEN LN 17 F200 30X120X8 | 99 75 250 01 | 120 | 4 | 64 | 90 80 276 1 | AUSLEGERANLENKSTUECK |
| BOLZEN LN 17 F200 50X160X9 | 97 10 138 01 | 118 | 4 | 72 | 90 80 291 6 | GEGENAUSLEGER |
| BOLZEN LN 17- 25X100X70 F2 | 90 80 300 9 | 301 | 6 | 76 | 90 80 299 0 | PLATTFORM |
| BOLZEN LN 17- 30X120X85 F2 | 90 80 369 8 | 101 | 4 | 98 | 90 80 317 6 | KABINENPODEST |
| BOLZEN LN 17- 30X120X85 F2 | 90 80 369 8 | 101 | 4 | 102 | 90 80 336 0 | PLATTFORM |
| BOLZEN LN 17- 35X140X85 F2 | 90 80 369 9 | 103 | 4 | 98 | 90 80 317 6 | KABINENPODEST |
| BOLZEN LN 17- 65X170X105 F2 | 90 80 294 5 | 124 | 6 | 72 | 90 80 291 6 | GEGENAUSLEGER |
| BOLZEN LN 18 F500 10X30X20 | 93 29 073 01 | 203 | 1 | 101 | 90 80 333 8 | ARBEITSBUEHNE |
| BOLZEN LN 18 F500 10X30X20 | 93 29 073 01 | 203 | 1 | 104 | 90 80 336 5 | ARBEITSBUEHNE |
| BOLZEN V1790-966.132 16X17 | 92 04 324 01 | 811 | 1 | 24 | 90 00 337 1 | UNTERFLASCHE |
| BREMSE 100Nm -205V 71W | 10 16 927 4 | 960 | 1 | 151 | 96 99 582 01 | MOTOR |
| BREMSE 800Nm -103V 469W | 10 16 840 0 | 960 | 1 | 118 | 93 23 058 01 | MOTOR |
| BUCHSE 10X12X6 624 010 06 | 10 02 213 7 | 2 | 2 | 120 | 93 23 524 01 | WINDFREISTELLUNG |
| BUCHSE 30/34X20 | 70 43 168 01 | 171 | 2 | 117 | 93 19 635 01 | KATZFAHRWERK |
| BUCHSE 30X34X40 B09 | 70 43 130 01 | 121 | 2 | 117 | 93 19 635 01 | KATZFAHRWERK |
| BUCHSE 50/55X40 B09 | 70 43 131 01 | 121 | 2 | 26 | 90 00 386 9 | WINDWERK |
| BUCHSE 50/55X40 B09 | 70 43 131 01 | 171 | 2 | 27 | 90 00 386 9 | WINDWERK |
| BUCHSE 6X8X6 624 006 06 | 10 02 213 8 | 16 | 4 | 120 | 93 23 524 01 | WINDFREISTELLUNG |
| BUCHSENEINSATZ HAN 3A 3 | 60 56 161 14 | 312 | 1 | 43 | 90 11 770 30 | ELEKTROINSTALLATION |
| BUCHSENEINSATZ HAN MODU | 60 56 646 01 | 52 | 1 | 145 | 96 95 855 01 | SCHALTUNG |
| BUCHSENEINSATZ HAN QUINT | 60 56 642 01 | 56 | 1 | 145 | 96 95 855 01 | SCHALTUNG |
| BUCHSENKONTAKT | 60 56 653 01 | 54 | 1 | 145 | 96 95 855 01 | SCHALTUNG |
| BUCHSENKONTAKT 1,6mm 1 | 50 08 4 | 55 | 2 | 145 | 96 95 855 01 | SCHALTUNG |
| BUCHSENSTECKER COMBICO | 63 61 266 01 | 110 | 1 | 126 | 93 25 658 01 | STEUERLEITUNG |

26.5.2015

LE21035_150ecb8lit_etl_de

181

LIEBHERRAlphabetischer Index
Alphabetical index

| Bezeichnung | Artikel | Pos. | Menge | Seite | Baugruppe | Bezeichnung |
|-----------------------------|--------------|------|-------|-------|--------------|------------------------|
| BUCHSENSTECKER COMBICO | 63 61 266 01 | 110 | 1 | 127 | 93 25 736 01 | STEUERLEITUNG |
| BUEGELSCHELLE 40-46X23 | 60 20 162 01 | 141 | 2 | 84 | 90 80 306 7 | E-INST. FUEHRERHAUS |
| BUEGELSCHELLE 8-12X23 | 60 20 164 01 | 140 | 1 | 84 | 90 80 306 7 | E-INST. FUEHRERHAUS |
| BUSLEITUNG MIT STECKER | 10 16 773 8 | 58 | 1 | 13 | 10 16 781 8 | STEUERSTAND |
| BUSMODUL | 10 00 198 0 | 52 | 1 | 13 | 10 16 781 8 | STEUERSTAND |
| BUSMODUL | 10 00 236 1 | 53 | 1 | 13 | 10 16 781 8 | STEUERSTAND |
| CRIMPKONTAKT 1,6mm 1,0mm | 60 56 084 01 | 17 | 1 | 111 | 90 80 371 6 | STEUERLEITUNG |
| CRIMPKONTAKT 1,6mm 1,5mm | 60 56 085 01 | 51 | 12 | 145 | 96 95 855 01 | SCHALTUNG |
| CRIMPKONTAKT 1,6mm 1,5mm | 60 56 102 08 | 742 | 4 | 79 | 90 80 299 6 | ELEKTROINSTALLATION |
| CRIMPKONTAKT 1,6mm 1,5mm | 60 56 102 08 | 130 | 2 | 83 | 90 80 306 7 | E-INST. FUEHRERHAUS |
| DECKEL | 10 02 189 9 | 3 | 1 | 4 | 10 00 622 7 | PLANETENGETRIEBE |
| DECKEL | 63 61 097 01 | 313 | 1 | 43 | 90 11 770 30 | ELEKTROINSTALLATION |
| DECKEL 5X768X830 C067.001- | 96 96 477 01 | 112 | 1 | 146 | 96 96 482 01 | KUD-AUFLAGE |
| DECKEL 6051340 B=100 | 11 49 212 8 | 125 | 0.48m | 98 | 90 80 317 6 | KABINENPODEST |
| DECKEL 6051340 B=100 | 11 49 212 8 | 103 | 0.75m | 102 | 90 80 336 0 | PLATTFORM |
| DECKEL 6051383 B=300 | 11 49 471 5 | 112 | 0.85m | 102 | 90 80 336 0 | PLATTFORM |
| DECKLACK LIEBHERRGELB | 83 02 013 01 | 902 | 1 | 2 | 15 0E CB_0 | |
| DICHRING DIN 7603 A 22X27X | 71 01 045 01 | 124 | 1 | 26 | 90 00 386 9 | WINDWERK |
| DICHTSTOPFEN | 76 10 819 03 | 2 | 1 | 131 | 93 33 873 01 | PLANETENGETRIEBE |
| DICHTSTOPFEN | 77 90 404 01 | 128 | 3 | 26 | 90 00 386 9 | WINDWERK |
| DICHTSTOPFEN | 77 90 404 01 | 128 | 3 | 117 | 93 19 635 01 | KATZFAHRWERK |
| DICHTUNG | 60 56 504 01 | 20 | 1 | 113 | 90 80 414 0 | VERTEILER |
| DICHTUNG 2mm E00.0180X621/ | 93 30 493 01 | 815 | 1 | 129 | 93 28 859 01 | MONTAGETEILE |
| DICHTUNG E00.0000X378/053 3 | 97 59 382 01 | 793 | 1 | 124 | 93 24 124 01 | MONTAGETEILE |
| DICHTUNG E00.0240X621/025 | 97 59 119 01 | 731 | 1 | 79 | 90 80 299 6 | ELEKTROINSTALLATION |
| DICHTUNG E00.0240X621/025 | 97 59 119 01 | 815 | 1 | 124 | 93 24 124 01 | MONTAGETEILE |
| DICHTUNGSKAPPE 5.52008.11 | 63 21 132 01 | 4 | 1 | 10 | 10 16 747 5 | STEUERHEBEL |
| DICHTUNGSKAPPE 5.52008.11 | 63 21 132 01 | 4 | 1 | 22 | 64 01 513 01 | STEUERHEBEL |
| DISPLAY | 90 80 367 6 | 139 | 1 | 84 | 90 80 306 7 | E-INST. FUEHRERHAUS |
| DISPLAY 4017-4445-5445-644 | 90 00 650 7 | 1692 | 1 | 110 | 90 80 367 6 | DISPLAY |
| DISTANZRING 100,4X127X8 LA | 98 45 722 01 | 109 | 2 | 93 | 90 80 311 9 | DREHBUEHNE |
| DISTANZRING 68 734 4200 47 | 92 76 407 01 | 47 | 3 | 131 | 93 33 873 01 | PLANETENGETRIEBE |
| DISTANZROHR 25X50X10 C06 | 90 12 466 30 | 124 | 36 | 100 | 90 80 325 1 | KUGELDREHKRANZ M.VERB. |
| DISTANZROHR 30X42X40 DRF | 97 42 632 01 | 125 | 1 | 32 | 90 07 479 30 | DRALLFAENGER |
| DISTANZROHR 38X76,1X85 C | 95 64 019 01 | 115 | 8 | 146 | 96 96 482 01 | KUD-AUFLAGE |
| DISTANZROHR 55,3X75X2 SE | 99 10 242 01 | 2 | 2 | 153 | 97 02 890 01 | SEILROLLE |
| DISTANZROHR 55,3X75X2 SE | 99 10 242 01 | 2 | 2 | 163 | 99 10 240 01 | SEILROLLE |
| DISTANZROHR C063.071-641. | 90 11 281 30 | 107 | 2 | 63 | 90 80 271 5 | AUSLEGERKOPFSTUECK |
| DISTANZROHR C073.070-351. | 90 80 325 3 | 125 | 36 | 100 | 90 80 325 1 | KUGELDREHKRANZ M.VERB. |
| DISTANZROHR C157.070-541.6 | 90 07 448 30 | 117 | 4 | 68 | 90 80 284 2 | LAUFKATZE |
| DISTANZROHR C157.070-541.6 | 90 07 448 30 | 509 | 2 | 89 | 90 80 310 9 | SEILFLASCHE |
| DISTANZROHR C157.070-541.6 | 90 07 448 30 | 118 | 2 | 93 | 90 80 311 9 | DREHBUEHNE |
| DISTANZROHR LAH063ET001- | 98 45 487 01 | 412 | 1 | 23 | 90 00 337 1 | UNTERFLASCHE |
| DISTANZROHR Ø54XØ45X10,5 | 90 80 033 3 | 325 | 1 | 47 | 90 80 031 5 | ROLLE |
| DISTANZROLLE 7X12X36mm | 71 10 017 01 | 72 | 4 | 30 | 90 03 019 0 | GERAETEPLATTE |
| DOKUMENTATION KT | 90 80 352 0 | 1002 | 1 | 2 | 15 0E CB_0 | |
| DRALLFAENGER DRF030.130- | 90 07 479 30 | 200 | 1 | 63 | 90 80 271 5 | AUSLEGERKOPFSTUECK |
| DREHBUEHNE C073.070-411. | 90 80 311 9 | 300 | 1 | 1 | 15 0E CB_0 | |
| DREHGEBER 0-6000 U/MIN IT | 10 03 065 4 | 980 | 1 | 151 | 96 99 582 01 | MOTOR |
| DREHGEBER INKREMENTAL 0- | 10 02 125 4 | 838 | 1 | 124 | 93 24 124 01 | MONTAGETEILE |
| DREHWERK DRW180AZ416-00 | 96 99 471 01 | 500 | 1 | 1 | 15 0E CB_0 | |
| DREHWERKLAGERUNG C073. | 90 80 307 9 | 111 | 1 | 93 | 90 80 311 9 | DREHBUEHNE |
| DREHWINKELSENSOR | 90 11 737 30 | 672 | 1 | 2 | 15 0E CB_0 | |
| DREHWINKELSENSOR ELZ020 | 97 50 879 01 | 101 | 1 | 41 | 90 11 737 30 | DREHWINKELSENSOR |
| DRUCKFEDER | 10 03 991 5 | 7 | 6 | 15 | 10 16 885 4 | MAGNETTEIL |
| DRUCKFEDER | 10 03 992 3 | 4 | 6 | 15 | 10 16 885 4 | MAGNETTEIL |
| DRUCKFEDER 0,4X5X24,7 X12 | 10 02 213 9 | 6 | 1 | 120 | 93 23 524 01 | WINDFREISTELLUNG |
| DRUCKFEDER 1,25X8X58 X12 | 10 02 214 1 | 27 | 2 | 120 | 93 23 524 01 | WINDFREISTELLUNG |
| DRUCKFEDER 2,0X10,3X44 | 10 16 635 8 | 6 | 2 | 8 | 10 16 636 3 | HANDLUEFTUNG |
| DRUCKFEDER BME45816-004 | 50 28 850 01 | 3 | 9 | 7 | 10 02 407 1 | MAGNETTEIL |

26.5.2015

LE21035_150ecb8lit_etl_de

182

LIEBHERRAlphabetischer Index
Alphabetical index

| Bezeichnung | Artikel | Pos. | Menge | Seite | Baugruppe | Bezeichnung |
|------------------------------|--------------|------|-------|-------|--------------|----------------------|
| DRUCKSTUECK BME45816-00 | 50 28 849 01 | 2 | 6 | 7 | 10 02 407 1 | MAGNETTEIL |
| DRUCKTASTER DRUCKTAST | 26 39 459 02 | 20 | 1 | 13 | 10 16 781 8 | STEUERSTAND |
| E-BAUGRUPPE 4017-6940-993 | 93 17 608 01 | 20 | 1 | 145 | 96 95 855 01 | SCHALTUNG |
| E-INST. FUEHRERHAUS ELZ3 | 90 80 306 7 | 640 | 1 | 2 | 15 0E CB_0 | |
| E-INST. KLIMAAANLAGE C062.80 | 96 99 124 01 | 641 | 1 | 2 | 15 0E CB_0 | |
| EINBAUSTECKER MIL-C 5015 S | 10 02 764 5 | 15 | 1 | 113 | 90 80 414 0 | VERTEILER |
| EINGABEMODUL | 63 58 988 01 | 55 | 1 | 13 | 10 16 781 8 | STEUERSTAND |
| EINGABEMODUL ANALOG | 63 59 000 01 | 54 | 1 | 13 | 10 16 781 8 | STEUERSTAND |
| EINLAUFDUESE | 62 98 997 01 | 875 | 1 | 124 | 93 24 124 01 | MONTAGETEILE |
| EINSCHIEBE | 11 06 725 2 | 2 | 1 | 48 | 90 80 049 9 | KABINE |
| EINSCHIEBE | 11 06 725 3 | 5 | 2 | 48 | 90 80 049 9 | KABINE |
| EINSCHIEBE | 11 06 725 4 | 4 | 2 | 48 | 90 80 049 9 | KABINE |
| EINSCHIEBE | 11 06 725 5 | 1 | 1 | 48 | 90 80 049 9 | KABINE |
| EINSCHIEBE | 11 06 725 6 | 6 | 1 | 48 | 90 80 049 9 | KABINE |
| EINSCHIEBE | 11 06 725 7 | 3 | 1 | 48 | 90 80 049 9 | KABINE |
| ELASTOMERRING | 10 16 919 9 | 131 | 1 | 26 | 90 00 386 9 | WINDWERK |
| ELEKTROINSTALLATION C073. | 90 80 299 4 | 635 | 1 | 2 | 15 0E CB_0 | |
| ELEKTROINSTALLATION C073. | 90 80 299 6 | 626 | 1 | 2 | 15 0E CB_0 | |
| ELEKTROINSTALLATION ELZ3 | 90 11 770 30 | 300 | 1 | 42 | 90 11 763 30 | ZENTRALSCHMIERANLAGE |
| ELEKTROKABEL | 26 01 660 02 | 37 | 4.3m | 49 | 90 80 049 9 | KABINE |
| ELEKTROKABEL | 60 02 244 01 | 550 | 10m | 2 | 15 0E CB_0 | |
| ELEKTROKABEL | 60 03 522 01 | 707 | 1.5m | 81 | 90 80 299 7 | KABELSATZ |
| ELEKTROKABEL | 60 03 552 01 | 602 | 8.25m | 78 | 90 80 299 5 | KABELBAUM AUSLEGER |
| ELEKTROKABEL ABGESCHIRM | 10 17 613 9 | 601 | 8m | 78 | 90 80 299 5 | KABELBAUM AUSLEGER |
| ELEKTROKABEL ABGESCHIRM | 60 02 541 01 | 101 | 9m | 112 | 90 80 402 2 | STEUERLEITUNG |
| ELEKTROKABEL ABGESCHIRM | 60 02 541 01 | 101 | 1.5m | 126 | 93 25 658 01 | STEUERLEITUNG |
| ELEKTROKABEL ABGESCHIRM | 60 02 541 01 | 101 | 1.5m | 127 | 93 25 736 01 | STEUERLEITUNG |
| ELEKTROKABEL ABGESCHIRM | 60 02 541 01 | 721 | 30m | 158 | 97 50 906 01 | STEUERLEITUNG |
| ELEKTROKABEL ABGESCHIRM | 60 02 541 01 | 101 | 9m | 159 | 97 51 009 01 | STEUERLEITUNG |
| ELEKTROKABEL ABGESCHIRM | 60 02 541 01 | 101 | 12m | 160 | 97 51 166 01 | STEUERLEITUNG |
| ELEKTROKABEL ABGESCHIRM | 60 02 541 01 | 101 | 11m | 162 | 97 51 170 01 | STEUERLEITUNG |
| ELEKTROKABEL FD800P 25m | 60 01 543 01 | 701 | 1.5m | 81 | 90 80 299 7 | KABELSATZ |
| ELEKTROKABEL FD800P 25m | 60 01 540 01 | 704 | 0.5m | 81 | 90 80 299 7 | KABELSATZ |
| ELEKTROKABEL H07V-K 6,0m | 10 16 848 4 | 91 | 2 | 30 | 90 03 019 0 | GERAETEPLATTE |
| ELEKTROKABEL PVC | 11 64 567 4 | 101 | 9m | 44 | 90 11 842 30 | KABELBAUM |
| ELEKTROKABEL PVC | 11 64 567 4 | 102 | 3.5m | 85 | 90 80 306 8 | KABELSATZ |
| ELEKTROKABEL PVC | 60 03 043 05 | 708 | 0.7m | 81 | 90 80 299 7 | KABELSATZ |
| ELEKTROKABEL PVC | 60 03 043 05 | 713 | 0.7m | 81 | 90 80 299 7 | KABELSATZ |
| ELEKTROKABEL PVC | 60 03 043 05 | 101 | 4m | 85 | 90 80 306 8 | KABELSATZ |
| ELEKTROKABEL PVC | 60 03 043 05 | 105 | 3m | 85 | 90 80 306 8 | KABELSATZ |
| ELEKTROKABEL PVC | 60 03 053 05 | 104 | 3m | 85 | 90 80 306 8 | KABELSATZ |
| ELEKTROKABEL PVC | 60 03 083 05 | 100 | 2.3m | 44 | 90 11 842 30 | KABELBAUM |
| ELEKTROKABEL PVC | 60 03 083 05 | 101 | 1.8m | 45 | 90 12 299 30 | KABELBAUM |
| ELEKTROKABEL PVC | 60 03 083 05 | 102 | 8m | 45 | 90 12 299 30 | KABELBAUM |
| ELEKTROKABEL PVC | 60 03 083 05 | 710 | 0.7m | 81 | 90 80 299 7 | KABELSATZ |
| ELEKTROKABEL PVC | 60 03 083 05 | 103 | 5m | 85 | 90 80 306 8 | KABELSATZ |
| ELEKTROKABEL PVC | 60 03 083 05 | 106 | 5m | 85 | 90 80 306 8 | KABELSATZ |
| ELEKTROMAGNET 24V DC 1 | 10 01 844 2 | 7 | 2 | 120 | 93 23 524 01 | WINDFREISTELLUNG |
| ENDSCHALTER 1:220 | 60 60 248 01 | 195 | 0 | 28 | 90 00 386 9 | WINDWERK |
| ENDSCHALTER TASTEND SC | 10 11 257 8 | 138 | 0 | 146 | 96 96 482 01 | KUD-AUFLAGE |
| ENDSCHEIBE EL WIW250MZ41 | 90 00 413 7 | 150 | 1 | 26 | 90 00 386 9 | WINDWERK |
| ENDSCHEIBE UL WIW250MZ41 | 90 00 413 9 | 152 | 1 | 26 | 90 00 386 9 | WINDWERK |
| ENDTUELLE 29 | 10 16 607 5 | 135 | 4 | 83 | 90 80 306 7 | E-INST. FUEHRERHAUS |
| ENTLUEFTUNGSVENTIL | 40 78 015 01 | 123 | 1 | 26 | 90 00 386 9 | WINDWERK |
| ERDUNGSZEICHEN 12mmX25 | 62 50 011 01 | 315 | 1 | 151 | 96 99 582 01 | MOTOR |
| ERDUNGSZEICHEN 14mmX30 | 62 50 012 01 | 785 | 1 | 124 | 93 24 124 01 | MONTAGETEILE |
| ERSATZTEIL-SET | 10 00 559 5 | 6 | 1 | 7 | 10 02 407 1 | MAGNETTEIL |
| FAHRKORB C155.001-671.100 | 93 97 338 01 | 310 | 1 | 1 | 15 0E CB_0 | |
| FAHRKORB C155.001-671.111 | 93 97 339 01 | 111 | 1 | 142 | 93 97 338 01 | FAHRKORB |
| FEDERSTECKER A001.000-117. | 43 31 024 01 | 125 | 2 | 72 | 90 80 291 6 | GEGENAUSLEGER |

26.5.2015

LE21035_150ecb8lit_etl_de

183

LIEBHERRAlphabetischer Index
Alphabetical index

| Bezeichnung | Artikel | Pos. | Menge | Seite | Baugruppe | Bezeichnung |
|-----------------------------|--------------|------|--------|-------|--------------|------------------------|
| FEDERSTECKER LN 262 2,5X | 43 31 017 01 | 141 | 1 | 65 | 90 80 276 1 | AUSLEGERANLENKSTUECK |
| FEDERSTECKER LN 262 2,5X | 43 31 017 01 | 204 | 1 | 101 | 90 80 333 8 | ARBEITSBUEHNE |
| FEDERSTECKER LN 262 2,5X | 43 31 017 01 | 204 | 1 | 104 | 90 80 336 5 | ARBEITSBUEHNE |
| FEDERSTECKER LN 262 3X62 | 43 31 010 01 | 116 | 2 | 72 | 90 80 291 6 | GEGENAUSLEGER |
| FEDERSTECKER LN 262 3X62 | 43 31 010 01 | 135 | 1 | 93 | 90 80 311 9 | DREHBUEHNE |
| FEDERSTECKER LN 262 4X60 | 43 31 008 01 | 102 | 2 | 56 | 90 80 228 7 | AUSLEGERZWISCHENSTUEC |
| FEDERSTECKER LN 262 4X60 | 43 31 008 01 | 102 | 2 | 57 | 90 80 233 4 | AUSLEGERZWISCHENSTUEC |
| FEDERSTECKER LN 262 4X60 | 43 31 008 01 | 104 | 2 | 58 | 90 80 240 1 | AUSLEGERZWISCHENSTUEC |
| FEDERSTECKER LN 262 4X60 | 43 31 008 01 | 102 | 2 | 59 | 90 80 243 4 | AUSLEGERZWISCHENSTUEC |
| FEDERSTECKER LN 262 4X60 | 43 31 008 01 | 102 | 2 | 60 | 90 80 257 1 | AUSLEGERZWISCHENSTUEC |
| FEDERSTECKER LN 262 4X60 | 43 31 008 01 | 102 | 2 | 61 | 90 80 262 1 | AUSLEGERZWISCHENSTUEC |
| FEDERSTECKER LN 262 4X60 | 43 31 008 01 | 102 | 2 | 62 | 90 80 267 9 | AUSLEGERZWISCHENSTUEC |
| FEDERSTECKER LN 262 4X60 | 43 31 008 01 | 105 | 2 | 64 | 90 80 276 1 | AUSLEGERANLENKSTUECK |
| FEDERSTECKER LN 262 4X60 | 43 31 008 01 | 129 | 12 | 72 | 90 80 291 6 | GEGENAUSLEGER |
| FEDERSTECKER LN 262 4X60 | 43 31 008 01 | 105 | 2 | 93 | 90 80 311 9 | DREHBUEHNE |
| FEDERSTECKER LN 262 5X85 | 43 31 001 01 | 812 | 1 | 24 | 90 00 337 1 | UNTERFLASCHE |
| FEDERSTECKER LN 262 6,3X9 | 43 31 006 01 | 127 | 2 | 64 | 90 80 276 1 | AUSLEGERANLENKSTUECK |
| FEDERSTECKER LN 262 6,3X9 | 43 31 006 01 | 131 | 2 | 72 | 90 80 291 6 | GEGENAUSLEGER |
| FEDERSTECKER LN 262 6,3X9 | 43 31 006 01 | 133 | 4 | 93 | 90 80 311 9 | DREHBUEHNE |
| FEDERSTECKER LN 262 6,3X9 | 43 31 006 01 | 116 | 4 | 146 | 96 96 482 01 | KUD-AUFLAGE |
| FEDERSTECKER LN 262 7X105 | 43 31 013 01 | 152 | 1 | 68 | 90 80 284 2 | LAUFKATZE |
| FEDERSTECKER LN 262 8X130 | 43 31 009 01 | 510 | 1 | 89 | 90 80 310 9 | SEILFLASCHE |
| FEDERSTECKER LN 262 8X150 | 43 31 027 01 | 422 | 1 | 23 | 90 00 337 1 | UNTERFLASCHE |
| FEDERSTECKER LN 262 8X150 | 43 31 027 01 | 103 | 2 | 64 | 90 80 276 1 | AUSLEGERANLENKSTUECK |
| FEDERSTECKER LN 262 8X150 | 43 31 027 01 | 117 | 2 | 72 | 90 80 291 6 | GEGENAUSLEGER |
| FEDERSTECKER LN 262 8X150 | 43 31 027 01 | 108 | 4 | 93 | 90 80 311 9 | DREHBUEHNE |
| FENSTERABDECKUNG E00.0 | 93 24 135 01 | 894 | 1 | 125 | 93 24 124 01 | MONTAGETEILE |
| FENSTERGRIFF | 10 41 326 2 | 20 | 1 | 48 | 90 80 049 9 | KABINE |
| FENSTERRAHMEN | 10 41 326 5 | 29 | 1 | 49 | 90 80 049 9 | KABINE |
| FETT /0,4kg /PATRONE | 86 13 317 01 | 115 | 3 | 55 | 90 80 214 0 | WERKZEUGE |
| FETT CTK 668134/0,4kg /PATR | 86 13 313 01 | 471 | 0 | 42 | 90 11 763 30 | ZENTRALSCHMIERANLAGE |
| FETT CTK 668190/50kg | 86 13 035 01 | 70 | 0.15kg | 132 | 93 33 873 01 | PLANETENGETRIEBE |
| FETTPRESSE DIN 1283 H500-B | 79 00 420 01 | 112 | 1 | 55 | 90 80 214 0 | WERKZEUGE |
| FEUERLOESCHER | 10 41 278 7 | 25 | 1 | 48 | 90 80 049 9 | KABINE |
| FI-SCHUTZSCHALTER CHAR | 10 16 694 6 | 305 | 1 | 149 | 96 99 124 01 | E-INST. KLIMAAANLAGE |
| FIXIERUNG 50X60X160 DRF03 | 90 07 477 30 | 121 | 1 | 32 | 90 07 479 30 | DRALLFAENGER |
| FIXIERUNG 6X40X147 C063.07 | 90 11 318 30 | 209 | 4 | 105 | 90 80 339 8 | TURMSCHILDER |
| FLACHDICHTUNG | 10 02 292 5 | 74 | 1 | 30 | 90 03 019 0 | GERAETEPLATTE |
| FLACHKOPFSCHRAUBE ISO 7 | 40 84 007 01 | 11 | 2 | 15 | 10 16 885 4 | MAGNETTEIL |
| FLACHKOPFSCHRAUBE ISO 7 | 40 84 008 01 | 801 | 2 | 124 | 93 24 124 01 | MONTAGETEILE |
| FLACHKOPFSCHRAUBE ISO 70 | 40 02 485 | 107 | 4 | 159 | 97 51 009 01 | STEUERLEITUNG |
| FLACHKOPFSCHRAUBE ISO 70 | 40 02 485 | 107 | 4 | 160 | 97 51 166 01 | STEUERLEITUNG |
| FLACHKOPFSCHRAUBE ISO 70 | 40 02 485 | 107 | 4 | 162 | 97 51 170 01 | STEUERLEITUNG |
| FLACHKOPFSCHRAUBE ISO 7 | 46 00 775 | 308 | 2 | 149 | 96 99 124 01 | E-INST. KLIMAAANLAGE |
| FLACHKOPFSCHRAUBE ISO 7 | 40 02 306 | 134 | 4 | 146 | 96 96 482 01 | KUD-AUFLAGE |
| FLANSCH | 10 16 635 9 | 5 | 2 | 8 | 10 16 636 3 | HANDLUEFTUNG |
| FLANSCH | 50 28 945 01 | 4 | 1 | 14 | 10 16 840 0 | BREMSE |
| FLANSCH 12X50X225 ELZ304 | 90 11 603 30 | 114 | 1 | 38 | 90 11 597 30 | WINDMESS-UND WINDWARNA |
| FLANSCH 8X60X183 C062.070- | 90 80 401 5 | 201 | 1 | 36 | 90 11 109 30 | SCHILDERHALTER |
| FLANSCHLAGERSCHILD E12.0 | 93 28 866 01 | 705 | 1 | 129 | 93 28 859 01 | MONTAGETEILE |
| FLANSCHLAGERSCHILD E12.0 | 93 24 127 01 | 705 | 1 | 124 | 93 24 124 01 | MONTAGETEILE |
| FLANSCHMUTTER ISO 1661 M | 41 34 300 13 | 1696 | 4 | 110 | 90 80 367 6 | DISPLAY |
| FLEXLEITUNG | 60 03 511 01 | 101 | 6m | 109 | 90 80 367 2 | KABELBAUM |
| FLEXLEITUNG | 60 03 511 01 | 102 | 6m | 109 | 90 80 367 2 | KABELBAUM |
| FLUEGELMUTTER DIN 315 M8 | 41 00 004 01 | 525 | 1 | 143 | 95 71 756 01 | SPANNVORRICHTUNG |
| FLUEGELSCHRAUBE DIN 316 | 10 03 004 5 | 895 | 4 | 125 | 93 24 124 01 | MONTAGETEILE |
| FLUEGELSCHRAUBE DIN 316 | 40 09 055 01 | 898 | 4 | 125 | 93 24 124 01 | MONTAGETEILE |
| FORMTEIL 30mm/5:1 | 60 30 057 01 | 103 | 1 | 157 | 97 50 879 01 | DREHWINKELSENSOR |
| FORMTEIL 31mm/4,3:1 | 60 30 053 01 | 104 | 1 | 159 | 97 51 009 01 | STEUERLEITUNG |
| FORMTEIL 31mm/4,3:1 | 60 30 053 01 | 105 | 1 | 160 | 97 51 166 01 | STEUERLEITUNG |

26.5.2015

LE21035_150ecb8lit_etl_de

184

LIEBHERRAlphabetischer Index
Alphabetical index

| Bezeichnung | Artikel | Pos. | Menge | Seite | Baugruppe | Bezeichnung |
|---------------------------|--------------|------|-------|-------|--------------|-----------------------|
| FORMTEIL 31mm/4,3:1 | 60 30 053 01 | 105 | 1 | 162 | 97 51 170 01 | STEUERLEITUNG |
| FORMTEIL 31mm/4,3:1 | 60 30 054 01 | 2 | 1 | 11 | 10 16 773 8 | BUSLEITUNG |
| FORMTEIL 31mm/4,3:1 | 60 30 054 01 | 104 | 2 | 112 | 90 80 402 2 | STEUERLEITUNG |
| FORMTEIL 31mm/4,3:1 | 60 30 054 01 | 104 | 1 | 126 | 93 25 658 01 | STEUERLEITUNG |
| FORMTEIL 31mm/4,3:1 | 60 30 054 01 | 104 | 1 | 127 | 93 25 736 01 | STEUERLEITUNG |
| FORMTEIL 31mm/4,3:1 | 60 30 054 01 | 724 | 2 | 158 | 97 50 906 01 | STEUERLEITUNG |
| FORMTEIL 31mm/4,3:1 | 60 30 054 01 | 105 | 1 | 159 | 97 51 009 01 | STEUERLEITUNG |
| FORMTEIL 31mm/4,3:1 | 60 30 054 01 | 103 | 1 | 160 | 97 51 166 01 | STEUERLEITUNG |
| FORMTEIL 31mm/4,3:1 | 60 30 054 01 | 103 | 1 | 162 | 97 51 170 01 | STEUERLEITUNG |
| FREMDLUEFTUNG | 10 02 742 7 | 2 | 1 | 130 | 93 28 869 01 | FREMDLUEFTUNG |
| FREMDLUEFTUNG | 62 60 215 01 | 870 | 1 | 124 | 93 24 124 01 | MONTAGETEILE |
| FREMDLUEFTUNG E12.0500x | 93 28 869 01 | 870 | 1 | 129 | 93 28 859 01 | MONTAGETEILE |
| FRONTELEMENT | 60 71 470 01 | 113 | 1 | 83 | 90 80 306 7 | E-INST. FUEHRERHAUS |
| FRONTELEMENT | 60 71 471 01 | 111 | 1 | 83 | 90 80 306 7 | E-INST. FUEHRERHAUS |
| FUEHRUNGSBOLZEN | 10 03 992 4 | 3 | 6 | 15 | 10 16 885 4 | MAGNETTEIL |
| FUNKFERNSTEUERUNG | 10 17 284 4 | 1 | 1 | 135 | 93 43 417 01 | FUNKFERNSTEUERUNG |
| FUNKFERNSTEUERUNG AC-31 | 93 43 417 01 | 705 | 1 | 2 | 15 0E CB_0 | |
| GABELKOPF DIN 71752 VERZ | 72 51 001 01 | 20 | 2 | 120 | 93 23 524 01 | WINDFREISTELLUNG |
| GABELSCHLUESSEL DIN 3110 | 88 51 230 01 | 110 | 1 | 55 | 90 80 214 0 | WERKZEUGE |
| GABELSCHLUESSEL DIN 3110 | 88 51 245 01 | 108 | 1 | 55 | 90 80 214 0 | WERKZEUGE |
| GABELSCHLUESSEL DIN 3110 | 88 51 210 01 | 109 | 1 | 55 | 90 80 214 0 | WERKZEUGE |
| GABELSCHLUESSEL DIN 894 | 80 34 666 | 106 | 1 | 55 | 90 80 214 0 | WERKZEUGE |
| GABELSCHLUESSEL DIN 894 S | 79 00 004 01 | 104 | 1 | 55 | 90 80 214 0 | WERKZEUGE |
| GABELSCHLUESSEL DIN 895 S | 79 00 037 01 | 107 | 1 | 55 | 90 80 214 0 | WERKZEUGE |
| GABELSCHLUESSEL SW50 | 79 00 003 01 | 105 | 1 | 55 | 90 80 214 0 | WERKZEUGE |
| GASFEDER 082430 0200N | 72 09 103 01 | 8 | 2 | 13 | 10 16 781 8 | STEUERSTAND |
| GEGENAUSLEGER C073.070- | 90 80 291 6 | 200 | 1 | 1 | 15 0E CB_0 | |
| GEGENAUSLEGER SCHWK. C | 90 80 291 7 | 111 | 1 | 72 | 90 80 291 6 | GEGENAUSLEGER |
| GEGENAUSLEGERABSPANNU | 90 80 295 4 | 211 | 2 | 72 | 90 80 291 6 | GEGENAUSLEGER |
| GEGENGEWICHT 1900KG C07 | 90 80 308 9 | 350 | 8 | 1 | 15 0E CB_0 | |
| GEGENGEWICHT C062.070-71 | 90 10 666 30 | 351 | 2 | 1 | 15 0E CB_0 | |
| GEGENGEWICHT C062.070-71 | 90 10 667 30 | 352 | 1 | 1 | 15 0E CB_0 | |
| GEGENMUTTER M20X1,50 POL | 60 25 062 01 | 116 | 1 | 83 | 90 80 306 7 | E-INST. FUEHRERHAUS |
| GEGENMUTTER M25X1,50 MS | 60 25 073 01 | 42 | 1 | 29 | 90 01 541 8 | GERAETEPLATTE |
| GEHAEUSE GET140AZ401-123. | 93 82 638 01 | 111 | 1 | 121 | 93 23 566 01 | GETRIEBE |
| GEHAEUSE GEWISS 82 1+3 D | 10 35 349 0 | 301 | 1 | 149 | 96 99 124 01 | E-INST. KLIMAAANLAGE |
| GELAENDER C063.070-711.41 | 90 11 020 30 | 410 | 1 | 73 | 90 80 293 5 | HANDLAEUFE KPL |
| GELAENDER C063.070-711.41 | 90 11 021 30 | 411 | 1 | 34 | 90 11 020 30 | GELAENDER |
| GELAENDER C063.070-711.42 | 90 11 022 30 | 420 | 1 | 73 | 90 80 293 5 | HANDLAEUFE KPL |
| GELAENDER C063.070-711.42 | 90 11 023 30 | 421 | 1 | 35 | 90 11 022 30 | GELAENDER |
| GELAENDER C073.070-414.22 | 90 80 332 1 | 221 | 1 | 101 | 90 80 333 8 | ARBEITSBUEHNE |
| GELAENDER C073.070-417.22 | 90 80 336 7 | 221 | 1 | 104 | 90 80 336 5 | ARBEITSBUEHNE |
| GELAENDER C073.070-711.43 | 90 80 293 6 | 430 | 2 | 73 | 90 80 293 5 | HANDLAEUFE KPL |
| GELAENDER C073.070-711.43 | 90 80 293 7 | 431 | 1 | 74 | 90 80 293 6 | GELAENDER |
| GELAENDER C073.070-711.44 | 90 80 294 0 | 440 | 1 | 73 | 90 80 293 5 | HANDLAEUFE KPL |
| GELAENDER C073.070-711.44 | 90 80 294 1 | 441 | 1 | 75 | 90 80 294 0 | GELAENDER |
| GELENKRAHMEN HAN 10B 36 | 60 56 649 01 | 53 | 1 | 145 | 96 95 855 01 | SCHALTUNG |
| GELENKRAHMEN HAN 10B 36 | 60 56 650 01 | 125 | 1 | 83 | 90 80 306 7 | E-INST. FUEHRERHAUS |
| GELENKRAHMEN HAN 24B | 10 21 942 2 | 736 | 1 | 79 | 90 80 299 6 | ELEKTROINSTALLATION |
| GELENKWELLE | 72 52 076 01 | 602 | 1 | 94 | 90 80 312 5 | STROMABNEHMERBEFESTIG |
| GERAETEPLATTE 4005-22472- | 90 01 541 8 | 668 | 1 | 2 | 15 0E CB_0 | |
| GERAETEPLATTE ELZ008AF00 | 90 03 019 0 | 10 | 1 | 29 | 90 01 541 8 | GERAETEPLATTE |
| GERAETESTECKER CEE-STE | 60 50 087 01 | 303 | 1 | 149 | 96 99 124 01 | E-INST. KLIMAAANLAGE |
| GETRIEBE GET140AZ407-100. | 93 23 566 01 | 100 | 1 | 150 | 96 99 471 01 | DREHWERK |
| GETRIEBEOEL AVILUB VSG/22 | 86 10 133 01 | 181 | 3.65l | 27 | 90 00 386 9 | WINDWERK |
| GETRIEBEOEL AVILUB VSG/22 | 86 10 133 01 | 181 | 1.1l | 117 | 93 19 635 01 | KATZFABRWERK |
| GETRIEBEOEL CLP100/RSX100 | 86 19 007 01 | 151 | 11l | 121 | 93 23 566 01 | GETRIEBE |
| GEWINDESTAB C063.070-612. | 90 11 479 30 | 201 | 2 | 37 | 90 11 477 30 | AUSLEGERAUFHAENGUNG |
| GEWINDESTAB C063.070-612. | 90 11 480 30 | 204 | 1 | 37 | 90 11 477 30 | AUSLEGERAUFHAENGUNG |
| GEWINDESTANGE C062.070-85 | 90 11 112 30 | 202 | 2 | 36 | 90 11 109 30 | SCHILDERHALTER |

26.5.2015

LE21035_150ecb8lit_etl_de

185

LIEBHERRAlphabetischer Index
Alphabetical index

| Bezeichnung | Artikel | Pos. | Menge | Seite | Baugruppe | Bezeichnung |
|------------------------------|--------------|------|-------|-------|--------------|----------------------|
| GEWINDESTIFT DIN 916 M4X5 | 10 16 636 7 | 9 | 2 | 8 | 10 16 636 3 | HANDLUEFTUNG |
| GLEITRINGDICHTUNG | 10 02 189 2 | 25 | 1 | 4 | 10 00 622 7 | PLANETENGETRIEBE |
| GLUEHLAMPE 24V 5W | 10 41 278 3 | 15 | 2 | 48 | 90 80 049 9 | KABINE |
| GRIFF | 64 00 989 01 | 5 | 1 | 22 | 64 01 513 01 | STEUERHEBEL |
| GRIFF C073.070-411.122 | 90 80 315 0 | 122 | 1 | 96 | 90 80 314 8 | BOLZEN |
| GRIFFBOLZEN 30X370X80 C04 | 95 71 698 01 | 151 | 1 | 68 | 90 80 284 2 | LAUFKATZE |
| GRIFFBOLZEN C073.070-411. | 90 80 315 2 | 130 | 1 | 93 | 90 80 311 9 | DREHBUEHNE |
| GRIFFBOLZEN C073.070-411. | 90 80 312 4 | 508 | 1 | 89 | 90 80 310 9 | SEILFLASCHE |
| GRIFFOBERTEIL | 64 00 961 01 | 5 | 1 | 10 | 10 16 747 5 | STEUERHEBEL |
| GRIFFSTANGE CSO41A-115 | 64 00 355 01 | 6 | 1 | 10 | 10 16 747 5 | STEUERHEBEL |
| GRIFFSTANGE CSO41A-115 | 64 00 355 01 | 6 | 1 | 22 | 64 01 513 01 | STEUERHEBEL |
| GRUNDIERUNG BRAUN 1 L | 83 01 117 01 | 901 | 1 | 2 | 15 0E CB_0 | |
| GRUNDLAGE 2X650X830 C063. | 90 11 316 30 | 111 | 1 | 106 | 90 80 340 2 | TURMSCHILDER |
| GUMMIKLEMMPROFIL | 26 21 126 01 | 903 | 0.4m | 115 | 90 80 643 2 | NACHRUESTSATZ |
| GUMMIKLEMMPROFIL C052.0 | 90 06 595 30 | 107 | 1 | 33 | 90 10 679 30 | KABELBEFESTIGUNG |
| GUMMINOPPENMATTE | 10 41 279 7 | 26 | 1 | 48 | 90 80 049 9 | KABINE |
| GUMMIPROFIL | 11 06 725 8 | 7 | 1m | 48 | 90 80 049 9 | KABINE |
| GUMMISTULPE V 041 P | 64 00 013 01 | 11 | 1 | 10 | 10 16 747 5 | STEUERHEBEL |
| GUMMISTULPE V 041 P | 64 00 013 01 | 11 | 1 | 22 | 64 01 513 01 | STEUERHEBEL |
| HALTEBUEGEL C026.800-410.1 | 95 26 887 01 | 142 | 1 | 46 | 90 13 319 30 | KABELBEFESTIGUNG |
| HALTEBUEGEL C062.070-535. | 90 11 600 30 | 1693 | 1 | 110 | 90 80 367 6 | DISPLAY |
| HALTEBUEGEL C062.070-535.2 | 90 11 601 30 | 210 | 1 | 40 | 90 11 600 30 | HALTEBUEGEL |
| HALTERUNG 5X91X600 ELZ011 | 97 51 324 01 | 141 | 1 | 156 | 97 50 268 01 | HALTERUNG |
| HALTERUNG ELZ011AF004-14 | 97 50 268 01 | 30 | 0 | 135 | 93 43 417 01 | FUNKFERNSTEUERUNG |
| HALTERUNG ELZ011AF004-14 | 97 50 268 01 | 102 | 1 | 161 | 97 51 169 01 | SENSOR WINDMESSUNG |
| HALTESCHEIBE 110X4 67 213 | 94 41 716 03 | 122 | 1 | 138 | 93 82 702 01 | WELLE |
| HALTESCHEIBE 67 063 4000 31 | 94 43 014 03 | 122 | 1 | 137 | 93 82 699 01 | WELLE |
| HALTESCHEIBE 67 805 3300 25 | 94 41 632 03 | 122 | 1 | 139 | 93 82 811 01 | WELLE |
| HALTESCHEIBE 68 713 4200 06 | 92 76 013 01 | 6 | 1 | 131 | 93 33 873 01 | PLANETENGETRIEBE |
| HANDHAMMER 2000 | 79 00 302 01 | 114 | 1 | 55 | 90 80 214 0 | WERKZEUGE |
| HANDLAEUFE KPL C073.070-71 | 90 80 293 5 | 400 | 1 | 72 | 90 80 291 6 | GEGENAUSLEGER |
| HANDLAUF C073.070-611.135 | 90 80 394 0 | 135 | 1 | 65 | 90 80 276 1 | AUSLEGERANLENKSTUECK |
| HANDLUEFTBUEGEL | 10 16 636 1 | 2 | 1 | 8 | 10 16 636 3 | HANDLUEFTUNG |
| HANDLUEFTUNG | 10 16 636 3 | 14 | 1 | 15 | 10 16 885 4 | MAGNETTEIL |
| HANDPUMPE | 51 01 188 01 | 473 | 1 | 42 | 90 11 763 30 | ZENTRALSCHMIERANLAGE |
| HAUBE E00.0000X365/038 | 93 23 530 01 | 33 | 1 | 120 | 93 23 524 01 | WINDFREISTELLUNG |
| HEBEL | 10 03 989 5 | 1 | 1 | 8 | 10 16 636 3 | HANDLUEFTUNG |
| HEBEL BHE45816-002 | 50 28 861 01 | 5 | 1 | 16 | 10 16 927 4 | BREMSE |
| HEBEL C073.070-661.141 | 90 80 301 7 | 141 | 1 | 68 | 90 80 284 2 | LAUFKATZE |
| HEBEL E00.0000X335/004-000 | 93 23 529 01 | 15 | 1 | 120 | 93 23 524 01 | WINDFREISTELLUNG |
| HEIZKOERPERPINSEL 1" | 88 65 230 01 | 113 | 1 | 55 | 90 80 214 0 | WERKZEUGE |
| HEIZUNG 2KW 460V 50/60HZ S | 61 53 207 01 | 3 | 2 | 20 | 61 53 070 01 | KABINENHEIZUNG |
| HERSTELLERSCHILD SLD04.0 | 99 11 318 01 | 551 | 1 | 23 | 90 00 337 1 | UNTERFLASCHE |
| HILFSSCHALTERBLOCK S | 63 12 215 01 | 114 | 1 | 83 | 90 80 306 7 | E-INST. FUEHRERHAUS |
| HOHLNIETE FLACHRUNDKOPF | 10 65 105 3 | 112 | 8 | 98 | 90 80 317 6 | KABINENPODEST |
| HOHLRAD | 10 02 189 0 | 20 | 1 | 4 | 10 00 622 7 | PLANETENGETRIEBE |
| HUBSEIL 16 211kN zZ bk bk | 10 34 256 0 | 385 | 165m | 1 | 15 0E CB_0 | |
| HUELSE | 10 03 992 2 | 6 | 6 | 15 | 10 16 885 4 | MAGNETTEIL |
| HUELSE 9X12X26 E00.0012X33 | 93 25 555 01 | 32 | 3 | 120 | 93 23 524 01 | WINDFREISTELLUNG |
| HUELSE BME45814-016 | 50 28 621 01 | 5 | 3 | 7 | 10 02 407 1 | MAGNETTEIL |
| HUELSE C010.030-331.116 38/7 | 95 08 128 01 | 204 | 8 | 148 | 96 96 516 01 | VERBINDUNGSMATERIAL |
| HUELSE E00.0014X337/015 10, | 93 26 199 01 | 903 | 2 | 125 | 93 24 124 01 | MONTAGETEILE |
| HUTMUTTER DIN 986 M8 8 | 41 20 004 01 | 905 | 2 | 125 | 93 24 124 01 | MONTAGETEILE |
| INNENBELEUCHTUNG | 10 41 278 2 | 14 | 1 | 48 | 90 80 049 9 | KABINE |
| INNENRAD 68 734 4200 20 0 M | 92 76 399 01 | 20 | 1 | 131 | 93 33 873 01 | PLANETENGETRIEBE |
| INNENRAD M=3,5 Z=78 GET140 | 93 82 639 01 | 111 | 1 | 136 | 93 82 638 01 | GEHAEUSE |
| INNENRING | 10 03 210 9 | 61 | 2 | 132 | 93 33 873 01 | PLANETENGETRIEBE |
| KABEL | 60 03 743 01 | 15 | 5.3 | 111 | 90 80 371 6 | STEUERLEITUNG |
| KABEL 5X1 | 26 01 663 02 | 38 | 6m | 49 | 90 80 049 9 | KABINE |
| KABELBAHN | 63 81 100 01 | 124 | 0.48m | 98 | 90 80 317 6 | KABINENPODEST |

26.5.2015

LE21035_150ecb8lit_etl_de

186

LIEBHERRAlphabetischer Index
Alphabetical index

| Bezeichnung | Artikel | Pos. | Menge | Seite | Baugruppe | Bezeichnung |
|-----------------------------|--------------|------|--------|-------|--------------|------------------------|
| KABELBAHN | 63 81 100 01 | 104 | 0.75m | 102 | 90 80 336 0 | PLATTFORM |
| KABELBAUM AIRE ACONDICIO | 90 12 299 30 | 100 | 1 | 149 | 96 99 124 01 | E-INST. KLIMAAANLAGE |
| KABELBAUM AUSLEGER C073. | 90 80 299 5 | 650 | 1 | 77 | 90 80 299 4 | ELEKTROINSTALLATION |
| KABELBAUM ELZ300AF000-30 | 90 11 842 30 | 301 | 1 | 43 | 90 11 770 30 | ELEKTROINSTALLATION |
| KABELBAUM ELZ311BT000-00 | 90 80 367 2 | 100 | 1 | 107 | 90 80 348 0 | TRAFO |
| KABELBEFESTIGUNG C062.07 | 90 10 679 30 | 190 | 1 | 1 | 15 0E CB_0 | |
| KABELBEFESTIGUNG C065.80 | 90 13 319 30 | 192 | 2 | 1 | 15 0E CB_0 | |
| KABELBEFESTIGUNG C155.07 | 90 06 001 30 | 108 | 1 | 33 | 90 10 679 30 | KABELBEFESTIGUNG |
| KABELKANAL 300X60 ST 6055 | 60 15 007 05 | 113 | 0.85m | 102 | 90 80 336 0 | PLATTFORM |
| KABELKANAL 60X25/63X31/20 | 60 14 055 08 | 40 | 0.14m | 30 | 90 03 019 0 | GERAETEPLATTE |
| KABELKANAL 60X25/63X31/20 | 60 14 055 08 | 41 | 0.165m | 30 | 90 03 019 0 | GERAETEPLATTE |
| KABELKANAL 60X25/63X31/20 | 60 14 055 08 | 42 | 0.165m | 30 | 90 03 019 0 | GERAETEPLATTE |
| KABELKANAL 60X40/63X46/20 | 60 14 046 08 | 45 | 0.27m | 145 | 96 95 855 01 | SCHALTUNG |
| KABELSATZ C073.870-721.700 | 90 80 299 7 | 700 | 1 | 79 | 90 80 299 6 | ELEKTROINSTALLATION |
| KABELSATZ ELZ300VZ000-100 | 90 80 306 8 | 100 | 1 | 83 | 90 80 306 7 | E-INST. FUEHRERHAUS |
| KABELSCHUH DIN 46237 3-2,5 | 62 01 581 | 761 | 1 | 79 | 90 80 299 6 | ELEKTROINSTALLATION |
| KABELSCHUH DIN 46237 5-1 E | 60 00 380 | 103 | 2 | 44 | 90 11 842 30 | KABELBAUM |
| KABELSCHUTZSCHLAUCH 29P | 10 16 607 3 | 134 | 3m | 83 | 90 80 306 7 | E-INST. FUEHRERHAUS |
| KABELTUELLE | 10 00 242 0 | 10 | 1 | 111 | 90 80 371 6 | STEUERLEITUNG |
| KABELTUELLE | 60 27 012 01 | 985 | 2 | 152 | 96 99 582 01 | MOTOR |
| KABELVERSCHRAUBUNG M16 | 60 24 409 01 | 336 | 3 | 151 | 96 99 582 01 | MOTOR |
| KABELVERSCHRAUBUNG M1 | 60 24 401 01 | 725 | 2 | 79 | 90 80 299 6 | ELEKTROINSTALLATION |
| KABELVERSCHRAUBUNG M1 | 60 24 401 01 | 772 | 1 | 124 | 93 24 124 01 | MONTAGETEILE |
| KABELVERSCHRAUBUNG M1 | 60 24 401 01 | 335 | 1 | 151 | 96 99 582 01 | MOTOR |
| KABELVERSCHRAUBUNG M16 | 10 04 515 5 | 40 | 1 | 113 | 90 80 414 0 | VERTEILER |
| KABELVERSCHRAUBUNG M2 | 60 24 402 01 | 310 | 2 | 43 | 90 11 770 30 | ELEKTROINSTALLATION |
| KABELVERSCHRAUBUNG M2 | 60 24 402 01 | 615 | 2 | 77 | 90 80 299 4 | ELEKTROINSTALLATION |
| KABELVERSCHRAUBUNG M2 | 60 24 402 01 | 115 | 1 | 83 | 90 80 306 7 | E-INST. FUEHRERHAUS |
| KABELVERSCHRAUBUNG M2 | 60 24 402 01 | 119 | 2 | 83 | 90 80 306 7 | E-INST. FUEHRERHAUS |
| KABELVERSCHRAUBUNG M25 | 10 17 847 0 | 41 | 1 | 29 | 90 01 541 8 | GERAETEPLATTE |
| KABELVERSCHRAUBUNG M2 | 10 04 515 7 | 605 | 2 | 77 | 90 80 299 4 | ELEKTROINSTALLATION |
| KABELVERSCHRAUBUNG M3 | 10 16 787 3 | 137 | 2 | 84 | 90 80 306 7 | E-INST. FUEHRERHAUS |
| KABINE C062.073-535.000 CO | 90 80 049 9 | 802 | 1 | 2 | 15 0E CB_0 | |
| KABINENHEIZUNG | 61 53 070 01 | 43 | 1 | 13 | 10 16 781 8 | STEUERSTAND |
| KABINENPODEST C073.070-41 | 90 80 317 6 | 320 | 1 | 1 | 15 0E CB_0 | |
| KABINENPODEST C073.070-41 | 90 80 317 6 | 562 | 1 | 2 | 15 0E CB_0 | |
| KABINENPODEST C073.070-41 | 90 80 317 7 | 111 | 1 | 98 | 90 80 317 6 | KABINENPODEST |
| KABINENPODEST C073.070-41 | 90 80 368 7 | 311 | 1 | 99 | 90 80 317 6 | KABINENPODEST |
| KANTENSCHUTZ | 11 06 726 0 | 8 | 1m | 48 | 90 80 049 9 | KABINE |
| KANTENSCHUTZ | 11 06 726 1 | 9 | 1m | 48 | 90 80 049 9 | KABINE |
| KANTENSCHUTZ 1-2/9,5X6,5 | 26 21 039 08 | 134 | 1m | 99 | 90 80 317 6 | KABINENPODEST |
| KANTENSCHUTZ 1-2/9,5X6,5 | 26 21 039 08 | 127 | 3m | 103 | 90 80 336 0 | PLATTFORM |
| KANTENSCHUTZPROFIL 0 6-8/ | 22 60 178 02 | 114 | 2m | 64 | 90 80 276 1 | AUSLEGERANLENKSTUECK |
| KANTENSCHUTZPROFIL 0 6-8/ | 22 60 178 02 | 207 | 0.375m | 101 | 90 80 333 8 | ARBEITSBUEHNE |
| KANTENSCHUTZPROFIL 0 6-8/ | 22 60 178 02 | 207 | 0.375m | 104 | 90 80 336 5 | ARBEITSBUEHNE |
| KATZFAHRWERK KAW160MZ | 93 19 635 01 | 521 | 1 | 2 | 15 0E CB_0 | |
| KATZSEIL 45kN 8mmX120m SZ | 11 60 018 7 | 361 | 1 | 1 | 15 0E CB_0 | |
| KATZSEIL 45kN 8mmX73m SZ | 11 60 017 7 | 360 | 1 | 1 | 15 0E CB_0 | |
| KATZSENSOR ELZ301AK000- | 90 80 307 8 | 670 | 1 | 2 | 15 0E CB_0 | |
| KEGELROLLENLAGER DIN 720 | 74 62 022 01 | 113 | 1 | 140 | 93 82 846 01 | ABTRIEB |
| KEGELROLLENLAGER DIN 720 | 74 62 222 01 | 102 | 1 | 140 | 93 82 846 01 | ABTRIEB |
| KEGELROLLENLAGER DIN 720 | 74 62 444 01 | 124 | 1 | 32 | 90 07 479 30 | DRALLFAENGER |
| KEGELROLLENLAGER ISO 355 | 10 02 188 7 | 22 | 2 | 4 | 10 00 622 7 | PLANETENGETRIEBE |
| KEGELSCHMIERNIPPEL DIN 71 | 77 43 242 | 112 | 4 | 100 | 90 80 325 1 | KUGELDREHKRANZ M.VERB. |
| KEGELSTOPFEN | 77 90 208 01 | 179 | 1 | 27 | 90 00 386 9 | WINDWERK |
| KEGELSTOPFEN | 77 90 208 01 | 179 | 1 | 117 | 93 19 635 01 | KATZFAHRWERK |
| KEILENDKLEMME 14-16mm/5/8 | 10 17 969 0 | 300 | 1 | 63 | 90 80 271 5 | AUSLEGERKOPFSTUECK |
| KEILENDKLEMME 9-10mm/3/8 | 77 39 190 01 | 124 | 1 | 86 | 90 80 307 5 | SICHERUNGSEIL AUSLEGER |
| KERBNAGEL ISO 8746 2X3 AL | 43 15 001 01 | 192 | 4 | 27 | 90 00 386 9 | WINDWERK |
| KLAPPE 5X286X1008 C073.070- | 90 80 305 3 | 202 | 1 | 70 | 90 80 285 6 | PLATTFORM |

26.5.2015

LE21035_150ecb8lit_etl_de

187

LIEBHERRAlphabetischer Index
Alphabetical index

| Bezeichnung | Artikel | Pos. | Menge | Seite | Baugruppe | Bezeichnung |
|---------------------------------------|--------------|------|--------|-------|--------------|----------------------|
| KLEBEETIKETT | 10 16 552 3 | 75 | 1 | 132 | 93 33 873 01 | PLANETENGETRIEBE |
| KLEBEETIKETT 45mmX70mm P | 10 16 552 4 | 194 | 1 | 28 | 90 00 386 9 | WINDWERK |
| KLEBEETIKETT 45mmX70mm P | 10 16 552 4 | 201 | 1 | 121 | 93 23 566 01 | GETRIEBE |
| KLEBEETIKETT 45mmX70mm P | 10 16 552 4 | 860 | 1 | 124 | 93 24 124 01 | MONTAGETEILE |
| KLEBEETIKETT 45mmX70mm P | 10 16 552 4 | 860 | 1 | 129 | 93 28 859 01 | MONTAGETEILE |
| KLEBEETIKETT 45mmX70mm P | 10 16 552 4 | 810 | 1 | 150 | 96 99 471 01 | DREHWERK |
| KLEBESCHILD SLS04.07BM02 | 90 80 633 7 | 146 | 1 | 84 | 90 80 306 7 | E-INST. FUEHRERHAUS |
| KLEIDERBUEGEL | 10 41 279 3 | 24 | 1 | 48 | 90 80 049 9 | KABINE |
| KLEMMBRETT 6BO.M 4 | 62 30 002 01 | 11 | 1 | 130 | 93 28 869 01 | FREMDLUEFTUNG |
| KLEMMBRETT 6BO.M10 | 62 30 009 01 | 780 | 1 | 124 | 93 24 124 01 | MONTAGETEILE |
| KLEMMBRETTVERBINDER | 62 31 010 01 | 805 | 3 | 124 | 93 24 124 01 | MONTAGETEILE |
| KLEMME /0,2-4 mm ² | 63 61 059 01 | 37 | 3 | 30 | 90 03 019 0 | GERAETEPLATTE |
| KLEMME /0,2-4 mm ² | 63 61 059 01 | 307 | 1 | 43 | 90 11 770 30 | ELEKTROINSTALLATION |
| KLEMME /0,2-4 mm ² | 63 61 059 01 | 61 | 2 | 145 | 96 95 855 01 | SCHALTUNG |
| KLEMME 0,2-4 mm ² | 63 61 022 01 | 36 | 6 | 30 | 90 03 019 0 | GERAETEPLATTE |
| KLEMME 0,2-4 mm ² | 63 61 022 01 | 302 | 4 | 43 | 90 11 770 30 | ELEKTROINSTALLATION |
| KLEMME 0,2-4 mm ² | 63 61 022 01 | 60 | 5 | 145 | 96 95 855 01 | SCHALTUNG |
| KLEMME 0,2-4 mm ² | 63 61 025 01 | 307 | 2 | 149 | 96 99 124 01 | E-INST. KLIMAAANLAGE |
| KLEMME 0,2-6 mm ² | 63 61 258 01 | 30 | 8 | 113 | 90 80 414 0 | VERTEILER |
| KLEMMENHALTER E00.0000X6 | 97 59 125 01 | 806 | 1 | 124 | 93 24 124 01 | MONTAGETEILE |
| KLEMMHAELFTE DIN 3015-1 L | 60 20 078 08 | 630 | 2 | 77 | 90 80 299 4 | ELEKTROINSTALLATION |
| KLEMMHAELFTE DIN 3015-1 L | 73 64 927 | 50 | 1 | 30 | 90 03 019 0 | GERAETEPLATTE |
| KLEMMHAELFTE DIN 3015-1 L | 73 64 927 | 451 | 16 | 42 | 90 11 763 30 | ZENTRALSCHMIERANLAGE |
| KLEMMHAELFTE DIN 3015-1 L | 73 64 927 | 32 | 0 | 135 | 93 43 417 01 | FUNKFERNSTEUERUNG |
| KLEMMHAELFTE DIN 3015-1 L | 60 20 077 08 | 51 | 2 | 30 | 90 03 019 0 | GERAETEPLATTE |
| KLEMMKASTEN | 10 16 978 2 | 10 | 1 | 130 | 93 28 869 01 | FREMDLUEFTUNG |
| KLEMMKASTEN E00.0080X601/ | 93 94 015 01 | 25 | 1 | 113 | 90 80 414 0 | VERTEILER |
| KLEMMKASTEN E00.0080X601/ | 93 94 015 01 | 825 | 1 | 124 | 93 24 124 01 | MONTAGETEILE |
| KLEMMKASTEN E00.0184X601 | 93 28 863 01 | 320 | 1 | 151 | 96 99 582 01 | MOTOR |
| KLEMMKASTENDECKEL E00.0 | 93 28 868 01 | 810 | 1 | 129 | 93 28 859 01 | MONTAGETEILE |
| KLEMMKASTENOBERTeil E00 | 97 59 118 01 | 810 | 1 | 124 | 93 24 124 01 | MONTAGETEILE |
| KLEMMKASTENUNTERTEIL E | 93 24 132 01 | 790 | 1 | 124 | 93 24 124 01 | MONTAGETEILE |
| KLEMMLEISTE | 10 16 996 5 | 800 | 1 | 124 | 93 24 124 01 | MONTAGETEILE |
| KLEMMLEISTE | 63 60 145 01 | 7 | 1 | 20 | 61 53 070 01 | KABINENHEIZUNG |
| KLEMMLEISTE E00.0000X640/ | 93 28 862 01 | 305 | 1 | 151 | 96 99 582 01 | MOTOR |
| KLEMMSTUECK C041.001-661 | 95 71 759 01 | 516 | 2 | 143 | 95 71 756 01 | SPANNVORRICHTUNG |
| KLEMMSTUECK C154.001-414. | 95 65 465 01 | 201 | 1 | 40 | 90 11 600 30 | HALTEBUEGEL |
| KLEMMSTUECK KAW160KV00 | 98 34 755 01 | 151 | 6 | 117 | 93 19 635 01 | KATZFAHRWERK |
| KLEMMSTUECK ST 52-3 | 31 97 096 01 | 157 | 3 | 27 | 90 00 386 9 | WINDWERK |
| KLIMAAANLAGE | 11 65 140 4 | 41 | 1 | 49 | 90 80 049 9 | KABINE |
| KNOPF M 6 10.15020 | 50 28 526 01 | 6 | 1 | 16 | 10 16 927 4 | BREMSE |
| KNOTENKETTE DIN 5686 2,5X3 | 74 00 020 01 | 140 | 0.175m | 65 | 90 80 276 1 | AUSLEGERANLENKSTUECK |
| KONTAKTSTIFT 2,5mm 1,5mm ² | 63 70 056 01 | 618 | 16 | 77 | 90 80 299 4 | ELEKTROINSTALLATION |
| KONTAKTSTIFT 2,5mm 1,5mm ² | 63 70 056 01 | 123 | 6 | 83 | 90 80 306 7 | E-INST. FUEHRERHAUS |
| KORDELSCHRAUBE | 70 42 328 01 | 202 | 1 | 40 | 90 11 600 30 | HALTEBUEGEL |
| KUD-AUFLAGE C067.001-333. | 96 96 515 01 | 220 | 1 | 1 | 15 0E CB_0 | |
| KUD-AUFLAGE C067.001-333. | 96 96 482 01 | 100 | 1 | 147 | 96 96 515 01 | KUD-AUFLAGE |
| KUD-AUFLAGE SCHW. C067.00 | 96 96 483 01 | 111 | 1 | 146 | 96 96 482 01 | KUD-AUFLAGE |
| KUGELDREHKRANZ M.VERB. | 90 80 325 1 | 230 | 1 | 1 | 15 0E CB_0 | |
| KUGELLAGERAUSGLEICHSSC | 10 03 682 7 | 715 | 1 | 129 | 93 28 859 01 | MONTAGETEILE |
| KUNSTSTOFFROHR DN4X2 | 10 41 326 3 | 39 | 0.02m | 49 | 90 80 049 9 | KABINE |
| KUNSTSTOFFROHR DN4X6 | 10 41 279 5 | 40 | 4m | 49 | 90 80 049 9 | KABINE |
| KUPPLUNG 1350Nm/4500 l/min/ | 10 16 625 8 | 130 | 1 | 26 | 90 00 386 9 | WINDWERK |
| KUPPLUNG 60NM POLY-NORM | 10 16 625 4 | 130 | 1 | 117 | 93 19 635 01 | KATZFAHRWERK |
| KUPPLUNGSDOSE 4-POL 22A | 60 54 050 01 | 102 | 1 | 112 | 90 80 402 2 | STEUERLEITUNG |
| KUPPLUNGSDOSE 4-POL 22A | 60 54 050 01 | 102 | 1 | 126 | 93 25 658 01 | STEUERLEITUNG |
| KUPPLUNGSDOSE 4-POL 22A | 60 54 050 01 | 722 | 1 | 158 | 97 50 906 01 | STEUERLEITUNG |
| KUPPLUNGSDOSE 4-POL 22A | 60 54 050 01 | 102 | 1 | 159 | 97 51 009 01 | STEUERLEITUNG |
| KUPPLUNGSDOSE 4-POL 22A | 60 54 050 01 | 104 | 1 | 160 | 97 51 166 01 | STEUERLEITUNG |
| KUPPLUNGSDOSE 4-POL 22A | 60 54 050 01 | 104 | 1 | 162 | 97 51 170 01 | STEUERLEITUNG |

26.5.2015

LE21035_150ecb8lit_etl_de

188

LIEBHERRAlphabetischer Index
Alphabetical index

| Bezeichnung | Artikel | Pos. | Menge | Seite | Baugruppe | Bezeichnung |
|------------------------------|--------------|------|-------|-------|--------------|----------------------|
| KUPPLUNGSDOSE 6-POL 22A | 60 54 051 01 | 102 | 1 | 127 | 93 25 736 01 | STEUERLEITUNG |
| KUPPLUNGSDOSE CEE-DOSE | 60 52 123 08 | 304 | 1 | 149 | 96 99 124 01 | E-INST. KLIMAAANLAGE |
| KUPPLUNGSFLANSCH E00.004 | 93 93 711 01 | 835 | 1 | 124 | 93 24 124 01 | MONTAGETEILE |
| KUPPLUNGSGEHAEUSE | 10 33 412 8 | 309 | 1 | 43 | 90 11 770 30 | ELEKTROINSTALLATION |
| KUPPLUNGSHUELSE GET140 | 93 82 694 01 | 117 | 1 | 136 | 93 82 638 01 | GEHAEUSE |
| LAGER | 74 66 932 01 | 5 | 1 | 163 | 99 10 240 01 | SEILROLLE |
| LAGER 55X90X46 | 10 16 990 2 | 5 | 1 | 153 | 97 02 890 01 | SEILROLLE |
| LAGERABDECKRING | 74 72 709 01 | 103 | 1 | 140 | 93 82 846 01 | ABTRIEB |
| LAGERDECKEL WIW250MZ401- | 93 22 504 01 | 175 | 1 | 27 | 90 00 386 9 | WINDWERK |
| LAGERFLANSCH KAW160MZ00 | 93 85 952 01 | 160 | 1 | 117 | 93 19 635 01 | KATZFAHRWERK |
| LAGERRING 68 713 4200 15 0-0 | 92 76 017 01 | 15 | 1 | 131 | 93 33 873 01 | PLANETENGETRIEBE |
| LAGERSCHILD E12.0500X402/ | 93 28 867 01 | 755 | 1 | 129 | 93 28 859 01 | MONTAGETEILE |
| LAGERSCHILD E12.0800X402/0 | 93 24 130 01 | 755 | 1 | 124 | 93 24 124 01 | MONTAGETEILE |
| LAGERUNG 4X250X420 C073. | 90 80 368 8 | 131 | 1 | 99 | 90 80 317 6 | KABINENPODEST |
| LAGERUNG 6X346X1280 C073. | 90 80 300 4 | 112 | 1 | 72 | 90 80 291 6 | GEGENAUSLEGER |
| LAGERUNG 6X346X1280 C073. | 90 80 300 5 | 113 | 1 | 72 | 90 80 291 6 | GEGENAUSLEGER |
| LAGERUNG 8X102X254 C157. | 90 07 454 30 | 503 | 2 | 89 | 90 80 310 9 | SEILFLASCHE |
| LAGERUNG 8X80X735 C063.07 | 90 11 875 30 | 215 | 4 | 105 | 90 80 339 8 | TURMSCHILDER |
| LAGERUNG C062.070-851.150 | 90 11 110 30 | 210 | 1 | 36 | 90 11 109 30 | SCHILDERHALTER |
| LAGERUNG ELZ301AK000-030 | 90 80 393 4 | 30 | 1 | 88 | 90 80 307 8 | KATZSENSOR |
| LAMPENFASSUNG | 10 00 635 0 | 2 | 1 | 5 | 10 00 634 9 | TASTER |
| LAMPENFASSUNG | 10 00 635 1 | 2 | 1 | 6 | 10 00 635 2 | SIGNALLAMPE |
| LASCHE 6X40X90 DRW180AZ | 97 44 238 01 | 131 | 2 | 155 | 97 44 248 01 | VERBINDUNGSMATERIAL |
| LASCHE C063.070-612.210 | 90 11 471 30 | 210 | 2 | 37 | 90 11 477 30 | AUSLEGERAUFHAENGUNG |
| LASCHE C065.070-411.711/102 | 90 11 827 30 | 106 | 4 | 93 | 90 80 311 9 | DREHBUEHNE |
| LASCHE E00.0000X327/033 6X7 | 93 26 200 01 | 900 | 2 | 125 | 93 24 124 01 | MONTAGETEILE |
| LASCHE WIW250MZ402-440.1 | 93 26 058 01 | 145 | 1 | 26 | 90 00 386 9 | WINDWERK |
| LASTHAKEN LAH063EF031-11 | 98 45 171 01 | 110 | 1 | 25 | 90 00 339 8 | LASTHAKEN |
| LASTHAKEN LAH080ET013-10 | 90 00 339 8 | 100 | 1 | 23 | 90 00 337 1 | UNTERFLASCHE |
| LASTSENSOR ELZ303AD000- | 90 80 311 3 | 671 | 1 | 2 | 15 0E CB_0 | |
| LAUFKATZE C073.070-661.000 | 90 80 284 2 | 240 | 1 | 1 | 15 0E CB_0 | |
| LAUFKATZE C073.070-661.111 | 90 80 284 3 | 111 | 1 | 68 | 90 80 284 2 | LAUFKATZE |
| LEERGEHAEUSE H106XB68X | 60 22 171 01 | 110 | 1 | 83 | 90 80 306 7 | E-INST. FUEHRERHAUS |
| LEISTUNGSSCHILD WIW250MZ | 90 00 429 6 | 191 | 1 | 27 | 90 00 386 9 | WINDWERK |
| LEITER C064.001-411.120 | 96 93 701 01 | 140 | 1 | 93 | 90 80 311 9 | DREHBUEHNE |
| LEITUNGSDOSE H45,5XB28X | 60 50 248 01 | 303 | 2 | 43 | 90 11 770 30 | ELEKTROINSTALLATION |
| LEITUNGSMARKIERER | 60 27 860 01 | 120 | 0 | 112 | 90 80 402 2 | STEUERLEITUNG |
| LEITUNGSMARKIERER | 60 27 861 01 | 728 | 1 | 158 | 97 50 906 01 | STEUERLEITUNG |
| LEITUNGSMARKIERER | 60 27 862 01 | 120 | 0 | 127 | 93 25 736 01 | STEUERLEITUNG |
| LEITUNGSMARKIERER | 60 27 864 01 | 120 | 0 | 126 | 93 25 658 01 | STEUERLEITUNG |
| LEITUNGSMARKIERER | 60 27 864 01 | 120 | 0 | 160 | 97 51 166 01 | STEUERLEITUNG |
| LEITUNGSMARKIERER | 60 27 865 01 | 120 | 0 | 159 | 97 51 009 01 | STEUERLEITUNG |
| LEITUNGSMARKIERER | 60 27 866 01 | 120 | 0 | 162 | 97 51 170 01 | STEUERLEITUNG |
| LEUCHTMELDER | 60 71 443 01 | 304 | 1 | 43 | 90 11 770 30 | ELEKTROINSTALLATION |
| LEUCHTMELDERVORSATZ | 60 72 150 01 | 1 | 1 | 6 | 10 00 635 2 | SIGNALLAMPE |
| LICHTTRANSFORMATOR BV | 11 62 013 4 | 10 | 1 | 107 | 90 80 348 0 | TRAFO |
| LS-TROMMEL WIW250MZ411- | 90 00 413 8 | 151 | 1 | 26 | 90 00 386 9 | WINDWERK |
| LUEFTERDECKEL E12.0500X52 | 93 31 301 01 | 1 | 1 | 130 | 93 28 869 01 | FREMDLUEFTUNG |
| LUEFTERDECKEL E12.0800X52 | 93 24 136 01 | 880 | 1 | 125 | 93 24 124 01 | MONTAGETEILE |
| LUEFTERDECKEL E12.0800X53 | 93 26 198 01 | 890 | 1 | 125 | 93 24 124 01 | MONTAGETEILE |
| LUEFTERLAGER | 64 01 910 01 | 2 | 1 | 20 | 61 53 070 01 | KABINENHEIZUNG |
| LUEFTERMOTOR 230V 50-60 | 61 53 206 01 | 1 | 2 | 20 | 61 53 070 01 | KABINENHEIZUNG |
| LUEFTUNGSGITTER LINKS | 61 53 153 01 | 5 | 1 | 20 | 61 53 070 01 | KABINENHEIZUNG |
| LUEFTUNGSGITTER RECHTS | 61 53 154 01 | 6 | 1 | 20 | 61 53 070 01 | KABINENHEIZUNG |
| LUFTFEDER | 10 41 277 9 | 13 | 3 | 48 | 90 80 049 9 | KABINE |
| LUFTLEITBLECH E00.0340X52 | 93 26 197 01 | 885 | 1 | 125 | 93 24 124 01 | MONTAGETEILE |
| MAGNETTEIL 103V | 10 16 885 2 | 1 | 1 | 15 | 10 16 885 4 | MAGNETTEIL |
| MAGNETTEIL 103V | 10 16 885 4 | 1 | 1 | 14 | 10 16 840 0 | BREMSE |
| MAGNETTEIL 205V | 10 02 407 1 | 1 | 1 | 16 | 10 16 927 4 | BREMSE |
| MESSACHSE 0-80KN | 11 21 270 5 | 10 | 1 | 90 | 90 80 311 3 | LASTSENSOR |

26.5.2015

LE21035_150ecb8lit_etl_de

189

LIEBHERRAlphabetischer Index
Alphabetical index

| Bezeichnung | Artikel | Pos. | Menge | Seite | Baugruppe | Bezeichnung |
|-----------------------------|--------------|------|-------|-------|--------------|----------------------|
| MIKROSCHALTER 250V 5A 1W | 10 03 991 0 | 10 | 1 | 15 | 10 16 885 4 | MAGNETTEIL |
| MODEM 4005-10572 | 90 02 293 2 | 70 | 1 | 30 | 90 03 019 0 | GERAETEPLATTE |
| MODUL 24V DC | 63 01 474 01 | 25 | 1 | 145 | 96 95 855 01 | SCHALTUNG |
| MONTAGEPLATTE 3X200X560 | 98 92 231 01 | 10 | 1 | 30 | 90 03 019 0 | GERAETEPLATTE |
| MONTAGEPLATTE 3X200X560 | 98 92 231 01 | 10 | 1 | 145 | 96 95 855 01 | SCHALTUNG |
| MONTAGESEIL 86kN 10mmX0, | 77 55 795 01 | 128 | 2 | 64 | 90 80 276 1 | AUSLEGERANLENKSTUECK |
| MONTAGESEIL 86kN 10mmX0, | 77 55 795 01 | 132 | 2 | 72 | 90 80 291 6 | GEGENAUSLEGER |
| MONTAGETEILE E12.0500x990/ | 93 28 859 01 | 700 | 1 | 151 | 96 99 582 01 | MOTOR |
| MONTAGETEILE E12.0800X99 | 93 24 124 01 | 700 | 1 | 118 | 93 23 058 01 | MOTOR |
| MOOSGUMMI 3X30X10000 GE | 10 02 473 7 | 780 | 1m | 80 | 90 80 299 6 | ELEKTROINSTALLATION |
| MOOSGUMMI 3X30X10000 GE | 10 02 473 7 | 110 | 0.3m | 98 | 90 80 317 6 | KABINENPODEST |
| MOTOR B5 5,5kW 400/230V 50/ | 10 19 351 0 | 140 | 1 | 117 | 93 19 635 01 | KATZFAHRWERK |
| MOTOR E12.0585X000/116 SP | 96 99 582 01 | 901 | 1 | 150 | 96 99 471 01 | DREHWERK |
| MOTOR E12.0881X000/150 B5 | 93 23 058 01 | 140 | 1 | 26 | 90 00 386 9 | WINDWERK |
| MOTORGEHAEUSE GET140AZ | 93 82 693 01 | 112 | 1 | 136 | 93 82 638 01 | GEHAEUSE |
| MUTTER AEHNL.ISO 4032 M33 | 41 15 058 01 | 206 | 2 | 37 | 90 11 477 30 | AUSLEGERAUFHAENGUNG |
| MUTTER AEHNL.ISO 4032 M8 8 | 41 15 411 01 | 882 | 4 | 125 | 93 24 124 01 | MONTAGETEILE |
| MUTTER AEHNL.ISO 4033 M36 | 41 15 183 01 | 202 | 8 | 148 | 96 96 516 01 | VERBINDUNGSMATERIAL |
| NABE | 10 03 989 6 | 3 | 1 | 14 | 10 16 840 0 | BREMSE |
| NABE BO.35H7 BFE45816-004 | 50 28 638 01 | 3 | 1 | 16 | 10 16 927 4 | BREMSE |
| NACHRUESTSATZ C073.070-53 | 90 80 643 2 | 150 | 1 | 84 | 90 80 306 7 | E-INST. FUEHRERHAUS |
| NETZGERAET 149002-31001 | 10 00 233 5 | 51 | 1 | 13 | 10 16 781 8 | STUERSTAND |
| NETZGERAET 230VAC 12C/24 | 69 17 112 01 | 65 | 1 | 13 | 10 16 781 8 | STUERSTAND |
| NETZGERAET prim:90-265V50/6 | 10 16 935 0 | 25 | 1 | 30 | 90 03 019 0 | GERAETEPLATTE |
| NOCKENSCHIEBE | 10 04 543 6 | 8 | 2Satz | 10 | 10 16 747 5 | STUERHEBEL |
| NOCKENSCHIEBE | 10 04 543 6 | 8 | 2Satz | 22 | 64 01 513 01 | STUERHEBEL |
| NUR ROLLEN GLEICHER SOR | 98 08 098 01 | 18 | 0 | 131 | 93 33 873 01 | PLANETENGETRIEBE |
| NUTMUTTER M110X2 67 213 30 | 94 41 717 03 | 114 | 1 | 140 | 93 82 846 01 | ABTRIEB |
| O-RING 130x4 NBR 70 | 76 10 610 03 | 16 | 1 | 4 | 10 00 622 7 | PLANETENGETRIEBE |
| O-RING 14X2 NBR 70 | 72 64 267 01 | 114 | 4 | 117 | 93 19 635 01 | KATZFAHRWERK |
| O-RING 14X3 NBR 70 | 72 64 056 01 | 114 | 4 | 26 | 90 00 386 9 | WINDWERK |
| O-RING 170X3 NBR 70 | 73 60 286 03 | 56 | 1 | 132 | 93 33 873 01 | PLANETENGETRIEBE |
| O-RING 22,2x3 NBR 70 | 72 64 106 01 | 115 | 2 | 26 | 90 00 386 9 | WINDWERK |
| O-RING 275X4 NBR 72 | 72 64 148 03 | 121 | 1 | 136 | 93 82 638 01 | GEHAEUSE |
| O-RING 275X4 NBR 72 | 72 64 148 03 | 131 | 1 | 136 | 93 82 638 01 | GEHAEUSE |
| O-RING 300X3 NBR 70 | 50 23 191 01 | 51 | 1 | 131 | 93 33 873 01 | PLANETENGETRIEBE |
| O-RING 300X6 EPDM 70 | 72 64 584 01 | 71 | 1 | 132 | 93 33 873 01 | PLANETENGETRIEBE |
| O-RING 330,0X3 NBR 70 LN 26 | 72 64 299 01 | 19 | 2 | 131 | 93 33 873 01 | PLANETENGETRIEBE |
| O-RING 40X2,5 NBR70 | 72 64 214 08 | 5 | 3 | 15 | 10 16 885 4 | MAGNETTEIL |
| O-RING DIN 3771 160X3 NBR 7 | 72 64 277 01 | 9 | 1 | 4 | 10 00 622 7 | PLANETENGETRIEBE |
| OELSCHAUGLAS LEICHTMET | 77 43 221 01 | 127 | 1 | 26 | 90 00 386 9 | WINDWERK |
| OELSCHAUGLAS LEICHTMET | 77 43 221 01 | 127 | 1 | 117 | 93 19 635 01 | KATZFAHRWERK |
| OELSCHAUGLAS LEICHTMET | 77 43 221 01 | 127 | 1 | 136 | 93 82 638 01 | GEHAEUSE |
| OELWECHSEL | 98 08 099 01 | 182 | 0 | 27 | 90 00 386 9 | WINDWERK |
| OELWECHSEL | 98 08 099 01 | 152 | 0 | 121 | 93 23 566 01 | GETRIEBE |
| PANZERROHR EN 50086 M25 K | 10 01 093 4 | 31 | 0 | 135 | 93 43 417 01 | FUNKFERNSTEUERUNG |
| PASSDORN Ø20X120 C070.07 | 90 80 207 7 | 132 | 1 | 53 | 90 80 164 9 | WERKZEUGE |
| PASSFEDER DIN 6885 A10X8 | 43 40 105 01 | 676 | 1 | 128 | 93 28 858 01 | ROTOR |
| PASSFEDER DIN 6885 A10X8 | 43 40 113 01 | 675 | 1 | 128 | 93 28 858 01 | ROTOR |
| PASSFEDER DIN 6885 AB 8X7 | 43 41 264 01 | 111 | 1 | 117 | 93 19 635 01 | KATZFAHRWERK |
| PASSFEDER DIN 6885 AB 8X7 | 43 41 264 01 | 143 | 1 | 117 | 93 19 635 01 | KATZFAHRWERK |
| PASSFEDER DIN 6885 AB18X1 | 10 02 126 2 | 675 | 1 | 122 | 93 24 123 01 | ROTOR |
| PASSFEDER DIN 6885 B14X9 | 43 42 199 01 | 65 | 2 | 132 | 93 33 873 01 | PLANETENGETRIEBE |
| PASSFEDER DIN 6885 B18X1 | 10 02 126 4 | 676 | 1 | 122 | 93 24 123 01 | ROTOR |
| PASSFEDER LAH063EF031-13 | 98 45 172 01 | 132 | 1 | 25 | 90 00 339 8 | LASTHAKEN |
| PASSROHR | 50 28 851 01 | 4 | 1 | 7 | 10 02 407 1 | MAGNETTEIL |
| PASSSCHEIBE AEHNL.DIN 988 | 10 02 188 8 | 27 | 1 | 4 | 10 00 622 7 | PLANETENGETRIEBE |
| PASSSCHEIBE DIN 988 100X12 | 42 20 076 01 | 161 | 1 | 27 | 90 00 386 9 | WINDWERK |
| PASSSCHEIBE DIN 988 50X62X | 42 20 036 01 | 420 | 1 | 128 | 93 28 858 01 | ROTOR |
| PENDELROLLENLAGER DIN 6 | 74 60 004 01 | 173 | 1 | 117 | 93 19 635 01 | KATZFAHRWERK |

26.5.2015

LE21035_150ecb8lit_etl_de

190

LIEBHERRAlphabetischer Index
Alphabetical index

| Bezeichnung | Artikel | Pos. | Menge | Seite | Baugruppe | Bezeichnung |
|----------------------------|--------------|------|-------|-------|--------------|----------------------|
| PENDELROLLENLAGER DIN 63 | 74 61 109 01 | 173 | 1 | 27 | 90 00 386 9 | WINDWERK |
| PLANETENGETRIEBE 68 927 | 93 33 873 01 | 110 | 1 | 26 | 90 00 386 9 | WINDWERK |
| PLANETENGETRIEBE I=53,0 2 | 10 00 622 7 | 110 | 1 | 117 | 93 19 635 01 | KATZFAHRWERK |
| PLANETENRAD 68 734 4210 00 | 92 76 396 01 | 7 | 3 | 131 | 93 33 873 01 | PLANETENGETRIEBE |
| PLANETENRAD 68 735 4220 00 | 92 77 367 01 | 32 | 3 | 131 | 93 33 873 01 | PLANETENGETRIEBE |
| PLANETENRAD M=3,5 Z=28 GE | 93 82 704 01 | 110 | 3 | 138 | 93 82 702 01 | WELLE |
| PLANETENRAD M=3,5 Z=29 GE | 93 82 700 01 | 110 | 3 | 137 | 93 82 699 01 | WELLE |
| PLANETENRAD M=3,5 Z=33 GE | 93 82 756 01 | 110 | 3 | 139 | 93 82 811 01 | WELLE |
| PLANETENTRAEGER | 10 02 189 6 | 1 | 1 | 4 | 10 00 622 7 | PLANETENGETRIEBE |
| PLANETENTRAEGER 68 735 42 | 92 77 366 01 | 30 | 1 | 131 | 93 33 873 01 | PLANETENGETRIEBE |
| PLANETENTRAEGER GET140 | 93 82 711 01 | 121 | 1 | 137 | 93 82 699 01 | WELLE |
| PLANETENTRAEGER GET140 | 93 82 713 01 | 121 | 1 | 138 | 93 82 702 01 | WELLE |
| PLANETENTRAEGER GET140 | 93 82 812 01 | 121 | 1 | 139 | 93 82 811 01 | WELLE |
| PLASTIKSTAUBKAPPE CANNO | 60 56 507 01 | 103 | 1 | 41 | 90 11 737 30 | DREHWINKELSENSOR |
| PLATTFORM 5X1084X1087 C07 | 90 80 272 3 | 101 | 1 | 63 | 90 80 271 5 | AUSLEGERKOPFSTUECK |
| PLATTFORM C070.070-414.400 | 90 80 119 8 | 400 | 1 | 99 | 90 80 317 6 | KABINENPODEST |
| PLATTFORM C073.070-414.211 | 90 80 332 4 | 211 | 1 | 101 | 90 80 333 8 | ARBEITSBUEHNE |
| PLATTFORM C073.070-417.000 | 90 80 336 0 | 305 | 1 | 1 | 15 0E CB_0 | |
| PLATTFORM C073.070-417.111 | 90 80 336 1 | 111 | 1 | 102 | 90 80 336 0 | PLATTFORM |
| PLATTFORM C073.070-417.211 | 90 80 336 6 | 211 | 1 | 104 | 90 80 336 5 | ARBEITSBUEHNE |
| PLATTFORM C073.070-611.200 | 90 80 285 6 | 200 | 1 | 65 | 90 80 276 1 | AUSLEGERANLENKSTUECK |
| PLATTFORM C073.070-611.201 | 90 80 285 7 | 201 | 1 | 70 | 90 80 285 6 | PLATTFORM |
| PLATTFORM C073.070-611.400 | 90 80 282 6 | 400 | 1 | 65 | 90 80 276 1 | AUSLEGERANLENKSTUECK |
| PLATTFORM C073.070-711.310 | 90 80 299 0 | 310 | 1 | 72 | 90 80 291 6 | GEGENAUSLEGER |
| PLATTFORM C073.070-711.311 | 90 80 298 9 | 311 | 1 | 76 | 90 80 299 0 | PLATTFORM |
| PODEST SCHWK C070.070-41 | 90 80 120 4 | 411 | 1 | 50 | 90 80 119 8 | PLATTFORM |
| POTENTIOMETER | 10 17 918 0 | 10 | 1 | 87 | 90 80 307 7 | SENKTIEFENSSENSOR |
| POTENTIOMETER 4-20 25 | 63 51 148 01 | 10 | 1 | 91 | 90 80 311 4 | SENSOR |
| POTENTIOMETER ELEKTRONI | 10 17 917 9 | 10 | 1 | 88 | 90 80 307 8 | KATZSENSOR |
| PROFILSCHIENE 35X18X150 C | 90 04 631 7 | 123 | 1 | 146 | 96 96 482 01 | KUD-AUFLAGE |
| PULTSCHILD WIW250MZ411-44 | 90 00 429 7 | 193 | 1 | 27 | 90 00 386 9 | WINDWERK |
| PUMPE | 51 01 098 01 | 110 | 1 | 42 | 90 11 763 30 | ZENTRALSCHMIERANLAGE |
| QUERSTREBE 60X110X150 LA | 98 45 141 01 | 211 | 1 | 23 | 90 00 337 1 | UNTERFLASCHE |
| QUERSTREBE 70X100X145 D | 90 07 478 30 | 110 | 1 | 32 | 90 07 479 30 | DRALLFAENGER |
| RAD C064.001-413.212 70X42 | 96 92 534 01 | 101 | 1 | 154 | 97 05 794 01 | RAD |
| RAD C064.001-413.230 | 97 05 794 01 | 402 | 4 | 50 | 90 80 119 8 | PLATTFORM |
| RADIALWELLENDICHRING D | 71 00 485 01 | 112 | 2 | 140 | 93 82 846 01 | ABTRIEB |
| RADIALWELLENDICHRING DI | 71 00 546 01 | 11 | 1 | 131 | 93 33 873 01 | PLANETENGETRIEBE |
| RADIALWELLENDICHRING D | 10 03 682 6 | 720 | 1 | 129 | 93 28 859 01 | MONTAGETEILE |
| RADIALWELLENDICHRING D | 71 00 473 01 | 172 | 1 | 117 | 93 19 635 01 | KATZFAHRWERK |
| RADIALWELLENDICHRING DI | 71 00 500 01 | 68 | 1 | 132 | 93 33 873 01 | PLANETENGETRIEBE |
| RADIALWELLENDICHRING D | 71 00 586 01 | 172 | 1 | 27 | 90 00 386 9 | WINDWERK |
| RADIALWELLENDICHRING DI | 71 00 459 01 | 17 | 1 | 4 | 10 00 622 7 | PLANETENGETRIEBE |
| RASTENFEDER VC SO13 FLA | 64 01 902 01 | 7 | 4 | 10 | 10 16 747 5 | STEUERHEBEL |
| RASTENFEDER VC SO13 FLA | 64 01 902 01 | 7 | 2 | 22 | 64 01 513 01 | STEUERHEBEL |
| RAUMTHERMOSTAT | 10 16 982 1 | 64 | 1 | 13 | 10 16 781 8 | STEUERSTAND |
| REDUZIERUNG M25 - M20 ME | 60 26 204 01 | 608 | 1 | 77 | 90 80 299 4 | ELEKTROINSTALLATION |
| REDUZIERUNG M32X1,5/M25X | 26 04 937 02 | 614 | 1 | 77 | 90 80 299 4 | ELEKTROINSTALLATION |
| REIBBLECH BFE45816-010 | 50 28 952 01 | 4 | 1 | 16 | 10 16 927 4 | BREMSE |
| REPARATURSATZ | 10 17 313 7 | 1 | 4 | 10 | 10 16 747 5 | STEUERHEBEL |
| REPARATURSATZ | 10 17 313 7 | 1 | 4 | 22 | 64 01 513 01 | STEUERHEBEL |
| RILLENKUGELLAGER DIN 625 | 74 51 286 01 | 102 | 2 | 154 | 97 05 794 01 | RAD |
| RILLENKUGELLAGER DIN 625 | 74 51 486 01 | 330 | 1 | 47 | 90 80 031 5 | ROLLE |
| RILLENKUGELLAGER DIN 625 | 74 51 486 01 | 2 | 2 | 141 | 93 88 091 01 | SEILROLLE |
| RILLENKUGELLAGER DIN 625 | 74 51 407 01 | 15 | 1 | 4 | 10 00 622 7 | PLANETENGETRIEBE |
| RILLENKUGELLAGER DIN 625 | 74 51 551 01 | 14 | 1 | 4 | 10 00 622 7 | PLANETENGETRIEBE |
| RILLENKUGELLAGER DIN 625 | 74 51 681 01 | 710 | 1 | 129 | 93 28 859 01 | MONTAGETEILE |
| RILLENKUGELLAGER DIN 625 | 74 51 681 01 | 760 | 1 | 129 | 93 28 859 01 | MONTAGETEILE |
| RILLENKUGELLAGER DIN 625 | 74 51 489 01 | 326 | 2 | 47 | 90 80 031 5 | ROLLE |
| RILLENKUGELLAGER DIN 625 | 74 51 210 01 | 62 | 2 | 132 | 93 33 873 01 | PLANETENGETRIEBE |

26.5.2015

LE21035_150ecb8lit_etl_de

191

LIEBHERRAlphabetischer Index
Alphabetical index

| Bezeichnung | Artikel | Pos. | Menge | Seite | Baugruppe | Bezeichnung |
|------------------------------|--------------|------|-------|-------|--------------|-------------------------|
| RILLENKUGELLAGER DIN 625 | 74 51 750 01 | 710 | 1 | 124 | 93 24 124 01 | MONTAGETEILE |
| RILLENKUGELLAGER DIN 625 | 74 51 750 01 | 760 | 1 | 124 | 93 24 124 01 | MONTAGETEILE |
| RING | 10 02 190 1 | 13 | 1 | 4 | 10 00 622 7 | PLANETENGETRIEBE |
| RING D=33mm L=20m | 66 37 3 | 21 | 1 | 145 | 96 95 855 01 | SCHALTUNG |
| RING E00.0159X321/193 12X1 | 93 93 569 01 | 839 | 1 | 124 | 93 24 124 01 | MONTAGETEILE |
| RING U 8,7X14X1 | 71 09 201 01 | 707 | 4 | 129 | 93 28 859 01 | MONTAGETEILE |
| RINGMUTTER DIN 582 M20 C15 | 41 12 005 01 | 123 | 1 | 86 | 90 80 307 5 | SICHERUNGSSEIL AUSLEGER |
| RINGSCHLUESSEL SW55 | 79 00 109 01 | 111 | 1 | 55 | 90 80 214 0 | WERKZEUGE |
| RITZEL | 10 02 190 0 | 4 | 1 | 4 | 10 00 622 7 | PLANETENGETRIEBE |
| ROHR 8X0,8X5 F401-0 00-00 X | 93 30 317 01 | 308 | 2 | 151 | 96 99 582 01 | MOTOR |
| ROHR 9X12X15 E00.0012X337/ | 93 98 613 01 | 309 | 2 | 151 | 96 99 582 01 | MOTOR |
| ROHR AD6/ID1,5X100000 PA12 | 28 89 018 01 | 421 | 2.5m | 42 | 90 11 763 30 | ZENTRALSCHMIERANLAGE |
| ROHR AD6/ID1,5X100000 PA12 | 28 89 018 01 | 422 | 2.5m | 42 | 90 11 763 30 | ZENTRALSCHMIERANLAGE |
| ROHR AD6/ID1,5X100000 PA12 | 28 89 018 01 | 423 | 2.5m | 42 | 90 11 763 30 | ZENTRALSCHMIERANLAGE |
| ROHR AD6/ID1,5X100000 PA12 | 28 89 018 01 | 424 | 2.5m | 42 | 90 11 763 30 | ZENTRALSCHMIERANLAGE |
| ROHR AD6/ID1,5X100000 PA12 | 28 89 018 01 | 425 | 2.5m | 42 | 90 11 763 30 | ZENTRALSCHMIERANLAGE |
| ROHR C063.070-612.207 | 90 11 476 30 | 207 | 1 | 37 | 90 11 477 30 | AUSLEGERAUFHAENGUNG |
| ROHR LN 80 17,2X2,9X20 F409- | 96 94 290 01 | 153 | 2 | 144 | 96 85 897 01 | SICHERUNGSBUEGEL |
| ROHR LN 80 38X4X24 F409-0 0 | 91 25 745 01 | 513 | 1 | 143 | 95 71 756 01 | SPANNVORRICHTUNG |
| ROHRVERSCHLUSS ROV 16S | 40 98 850 | 751 | 4 | 79 | 90 80 299 6 | ELEKTROINSTALLATION |
| ROLLE C041.001-661.211 146/ | 95 71 703 01 | 321 | 1 | 47 | 90 80 031 5 | ROLLE |
| ROLLE C041.001-661.221 86/5 | 95 71 705 01 | 327 | 1 | 47 | 90 80 031 5 | ROLLE |
| ROLLE C065.070-661.300 | 90 80 031 5 | 300 | 4 | 69 | 90 80 284 2 | LAUFKATZE |
| ROLLENKAEFIG 68 701 4000 2 | 92 75 143 01 | 16 | 38 | 131 | 93 33 873 01 | PLANETENGETRIEBE |
| ROLLO | 10 29 650 6 | 16 | 2 | 48 | 90 80 049 9 | KABINE |
| ROSETTE | 64 00 584 01 | 2 | 1 | 10 | 10 16 747 5 | STEUERHEBEL |
| ROSETTE | 64 00 584 01 | 2 | 1 | 22 | 64 01 513 01 | STEUERHEBEL |
| ROTOR | 10 04 201 8 | 2 | 1 | 14 | 10 16 840 0 | BREMSE |
| ROTOR 4POL.PL=170 E12.058 | 93 28 858 01 | 400 | 1 | 151 | 96 99 582 01 | MOTOR |
| ROTOR E12.0881X910/001 4P | 93 24 123 01 | 400 | 1 | 118 | 93 23 058 01 | MOTOR |
| ROTOR KPL. | 10 17 083 4 | 2 | 1 | 16 | 10 16 927 4 | BREMSE |
| RUECKZUGEINRICHTUNG | 10 16 920 4 | 12 | 2 | 10 | 10 16 747 5 | STEUERHEBEL |
| RUECKZUGEINRICHTUNG | 10 16 920 4 | 12 | 2 | 22 | 64 01 513 01 | STEUERHEBEL |
| SCHAEKEL 27X20 GESCHWEIF | 77 39 371 01 | 126 | 1 | 86 | 90 80 307 5 | SICHERUNGSSEIL AUSLEGER |
| SCHALTELEMENT | 63 21 650 01 | 33 | 2 | 13 | 10 16 781 8 | STEUERSTAND |
| SCHALTELEMENT | 63 21 650 01 | 2 | 1 | 17 | 26 39 459 02 | DRUCKTASTER |
| SCHALTELEMENT | 63 21 650 01 | 2 | 2 | 18 | 60 66 126 01 | TASTER NOT-AUS |
| SCHALTELEMENT | 63 21 652 01 | 3 | 1 | 5 | 10 00 634 9 | TASTER |
| SCHALTELEMENT | 63 21 652 01 | 32 | 2 | 13 | 10 16 781 8 | STEUERSTAND |
| SCHALTELEMENT | 63 21 652 01 | 2 | 1 | 19 | 60 66 129 01 | TASTER |
| SCHALTUHR | 10 02 746 5 | 63 | 1 | 13 | 10 16 781 8 | STEUERSTAND |
| SCHALTUNG 4005-21898 | 96 95 855 01 | 101 | 1 | 134 | 93 42 693 01 | ANSCHALTBAUGRUPPE |
| SCHEIBE | 10 02 189 3 | 5 | 1 | 4 | 10 00 622 7 | PLANETENGETRIEBE |
| SCHEIBE | 10 02 189 4 | 6 | 1 | 4 | 10 00 622 7 | PLANETENGETRIEBE |
| SCHEIBE 10X65/RD LAH050ET | 98 45 866 01 | 214 | 2 | 23 | 90 00 337 1 | UNTERFLASCHE |
| SCHEIBE 130,1X145X3,5 | 10 02 189 5 | 26 | 1 | 4 | 10 00 622 7 | PLANETENGETRIEBE |
| SCHEIBE C040.001-661.225 3 | 93 87 282 01 | 331 | 1 | 47 | 90 80 031 5 | ROLLE |
| SCHEIBE C063.070-612.209 52 | 90 11 481 30 | 209 | 2 | 37 | 90 11 477 30 | AUSLEGERAUFHAENGUNG |
| SCHEIBE DIN 6916 25 295-350 | 42 15 004 01 | 122 | 72 | 100 | 90 80 325 1 | KUGELDREHKRANZ M.VERB. |
| SCHEIBE DIN 7349 13 200HV A | 42 16 007 01 | 134 | 2 | 155 | 97 44 248 01 | VERBINDUNGSMATERIAL |
| SCHEIBE E00.0025X316/103 | 93 23 528 01 | 4 | 1 | 120 | 93 23 524 01 | WINDFREISTELLUNG |
| SCHEIBE GET140AZ401-124.10 | 93 82 708 01 | 105 | 1 | 140 | 93 82 846 01 | ABTRIEB |
| SCHEIBE ISO 14399-6 16 300- | 42 15 002 01 | 162 | 8 | 27 | 90 00 386 9 | WINDWERK |
| SCHEIBE ISO 7089 10 200HV | 42 00 013 01 | 7 | 6 | 14 | 10 16 840 0 | BREMSE |
| SCHEIBE ISO 7089 10 200HV | 42 00 013 01 | 187 | 2 | 27 | 90 00 386 9 | WINDWERK |
| SCHEIBE ISO 7089 10 200HV | 42 00 013 01 | 106 | 4 | 38 | 90 11 597 30 | WINDMESS-UND WINDWARNA |
| SCHEIBE ISO 7089 10 200HV | 42 00 013 01 | 34 | 8 | 49 | 90 80 049 9 | KABINE |
| SCHEIBE ISO 7089 10 200HV | 42 00 013 01 | 110 | 4 | 63 | 90 80 271 5 | AUSLEGERKOPFSTUECK |
| SCHEIBE ISO 7089 10 200HV | 42 00 013 01 | 153 | 4 | 82 | 90 80 305 4 | SCHUTZ |
| SCHEIBE ISO 7089 10 200HV | 42 00 013 01 | 610 | 8 | 94 | 90 80 312 5 | STROMABNEHMERBEFESTIG |

26.5.2015

LE21035_150ecb8lit_etl_de

192

LIEBHERRAlphabetischer Index
Alphabetical index

| Bezeichnung | Artikel | Pos. | Menge | Seite | Baugruppe | Bezeichnung |
|------------------------------|--------------|------|-------|-------|--------------|------------------------|
| SCHEIBE ISO 7089 10 200HV | 42 00 013 01 | 108 | 20 | 98 | 90 80 317 6 | KABINENPODEST |
| SCHEIBE ISO 7089 10 200HV | 42 00 013 01 | 119 | 24 | 102 | 90 80 336 0 | PLATTFORM |
| SCHEIBE ISO 7089 10 200HV | 42 00 013 01 | 189 | 2 | 117 | 93 19 635 01 | KATZFAHRWERK |
| SCHEIBE ISO 7089 10 200HV | 42 00 013 01 | 341 | 1 | 151 | 96 99 582 01 | MOTOR |
| SCHEIBE ISO 7089 10 200HV | 42 00 013 01 | 147 | 4 | 156 | 97 50 268 01 | HALTERUNG |
| SCHEIBE ISO 7089 10 MS | 42 00 507 01 | 782 | 18 | 124 | 93 24 124 01 | MONTAGETEILE |
| SCHEIBE ISO 7089 12 200HV | 42 00 016 01 | 304 | 4 | 66 | 90 80 282 4 | STEG |
| SCHEIBE ISO 7089 12 200HV | 42 00 016 01 | 404 | 4 | 67 | 90 80 282 6 | PLATTFORM |
| SCHEIBE ISO 7089 12 200HV | 42 00 016 01 | 163 | 2 | 68 | 90 80 284 2 | LAUFKATZE |
| SCHEIBE ISO 7089 12 200HV | 42 00 016 01 | 204 | 10 | 70 | 90 80 285 6 | PLATTFORM |
| SCHEIBE ISO 7089 12 200HV | 42 00 016 01 | 505 | 4 | 89 | 90 80 310 9 | SEILFLASCHE |
| SCHEIBE ISO 7089 12 200HV | 42 00 016 01 | 142 | 10 | 93 | 90 80 311 9 | DREHBUEHNE |
| SCHEIBE ISO 7089 12 200HV | 42 00 016 01 | 504 | 4 | 97 | 90 80 317 1 | STEG |
| SCHEIBE ISO 7089 12 200HV | 42 00 016 01 | 115 | 8 | 102 | 90 80 336 0 | PLATTFORM |
| SCHEIBE ISO 7089 12 200HV | 42 00 016 01 | 146 | 4 | 136 | 93 82 638 01 | GEHAEUSE |
| SCHEIBE ISO 7089 14 200HV | 42 00 018 01 | 607 | 3 | 94 | 90 80 312 5 | STROMABNEHMERBEFESTIG |
| SCHEIBE ISO 7089 16 200HV | 42 00 019 01 | 604 | 2 | 94 | 90 80 312 5 | STROMABNEHMERBEFESTIG |
| SCHEIBE ISO 7089 16 200HV | 42 00 019 01 | 123 | 4 | 98 | 90 80 317 6 | KABINENPODEST |
| SCHEIBE ISO 7089 16 200HV | 42 00 019 01 | 523 | 1 | 143 | 95 71 756 01 | SPANNVORRICHTUNG |
| SCHEIBE ISO 7089 16 MS | 42 00 511 01 | 114 | 2 | 142 | 93 97 338 01 | FAHRKORB |
| SCHEIBE ISO 7089 22 200HV | 42 00 023 01 | 716 | 18 | 24 | 90 00 337 1 | UNTERFLASCHE |
| SCHEIBE ISO 7089 24 200HV | 42 00 024 01 | 202 | 4 | 37 | 90 11 477 30 | AUSLEGERAUFHAENGUNG |
| SCHEIBE ISO 7089 24 200HV | 42 00 024 01 | 119 | 1 | 98 | 90 80 317 6 | KABINENPODEST |
| SCHEIBE ISO 7089 27 200HV | 42 00 026 01 | 143 | 3 | 68 | 90 80 284 2 | LAUFKATZE |
| SCHEIBE ISO 7089 30 200HV | 42 00 028 01 | 518 | 1 | 143 | 95 71 756 01 | SPANNVORRICHTUNG |
| SCHEIBE ISO 7089 33 200HV | 42 00 030 01 | 205 | 2 | 37 | 90 11 477 30 | AUSLEGERAUFHAENGUNG |
| SCHEIBE ISO 7089 5 200HV A3 | 42 00 008 01 | 623 | 8 | 77 | 90 80 299 4 | ELEKTROINSTALLATION |
| SCHEIBE ISO 7089 5 200HV A3 | 42 00 008 01 | 135 | 4 | 146 | 96 96 482 01 | KUD-AUFLAGE |
| SCHEIBE ISO 7089 5 200HV A3 | 42 00 008 01 | 309 | 2 | 149 | 96 99 124 01 | E-INST. KLIMAAANLAGE |
| SCHEIBE ISO 7089 6 200HV A3 | 42 00 009 01 | 112 | 1 | 38 | 90 11 597 30 | WINDMESS-UND WINDWARNA |
| SCHEIBE ISO 7089 6 200HV A3 | 42 00 009 01 | 32 | 4 | 88 | 90 80 307 8 | KATZSENSOR |
| SCHEIBE ISO 7089 6 200HV A3 | 42 00 009 01 | 128 | 2 | 99 | 90 80 317 6 | KABINENPODEST |
| SCHEIBE ISO 7089 6 200HV A3 | 42 00 009 01 | 107 | 12 | 102 | 90 80 336 0 | PLATTFORM |
| SCHEIBE ISO 7089 6 200HV A3 | 42 00 009 01 | 18 | 2 | 120 | 93 23 524 01 | WINDFREISTELLUNG |
| SCHEIBE ISO 7089 6 200HV A3 | 42 00 009 01 | 22 | 2 | 120 | 93 23 524 01 | WINDFREISTELLUNG |
| SCHEIBE ISO 7089 6 200HV A3 | 42 00 009 01 | 28 | 2 | 120 | 93 23 524 01 | WINDFREISTELLUNG |
| SCHEIBE ISO 7089 6 200HV A3 | 42 00 009 01 | 887 | 4 | 125 | 93 24 124 01 | MONTAGETEILE |
| SCHEIBE ISO 7089 6 200HV A3 | 42 00 009 01 | 35 | 0 | 135 | 93 43 417 01 | FUNKFERNSTEUERUNG |
| SCHEIBE ISO 7089 6 200HV A3 | 42 00 009 01 | 120 | 14 | 146 | 96 96 482 01 | KUD-AUFLAGE |
| SCHEIBE ISO 7089 6 MS | 42 00 504 01 | 317 | 2 | 151 | 96 99 582 01 | MOTOR |
| SCHEIBE ISO 7089 8 200HV A3 | 42 00 012 01 | 102 | 4 | 30 | 90 03 019 0 | GERAETEPLATTE |
| SCHEIBE ISO 7089 8 200HV A3 | 42 00 012 01 | 447 | 8 | 42 | 90 11 763 30 | ZENTRALSCHMIERANLAGE |
| SCHEIBE ISO 7089 8 200HV A3 | 42 00 012 01 | 36 | 12 | 49 | 90 80 049 9 | KABINE |
| SCHEIBE ISO 7089 8 200HV A3 | 42 00 012 01 | 404 | 4 | 50 | 90 80 119 8 | PLATTFORM |
| SCHEIBE ISO 7089 8 200HV A3 | 42 00 012 01 | 104 | 10 | 63 | 90 80 271 5 | AUSLEGERKOPFSTUECK |
| SCHEIBE ISO 7089 8 200HV A3 | 42 00 012 01 | 116 | 2 | 64 | 90 80 276 1 | AUSLEGERANLENKSTUECK |
| SCHEIBE ISO 7089 8 200HV A3 | 42 00 012 01 | 124 | 11 | 93 | 90 80 311 9 | DREHBUEHNE |
| SCHEIBE ISO 7089 8 200HV A3 | 42 00 012 01 | 622 | 2 | 94 | 90 80 312 5 | STROMABNEHMERBEFESTIG |
| SCHEIBE ISO 7089 8 200HV A3 | 42 00 012 01 | 214 | 16 | 105 | 90 80 339 8 | TURMSCHILDER |
| SCHEIBE ISO 7089 8 200HV A3 | 42 00 012 01 | 126 | 2 | 146 | 96 96 482 01 | KUD-AUFLAGE |
| SCHEIBE ISO 7089 8 MS | 42 00 506 01 | 786 | 2 | 124 | 93 24 124 01 | MONTAGETEILE |
| SCHEIBE ISO 7093-1 6 200HV S | 42 18 007 01 | 26 | 2 | 120 | 93 23 524 01 | WINDFREISTELLUNG |
| SCHEIBE ISO 7093-1 6 200HV S | 42 18 007 01 | 899 | 4 | 125 | 93 24 124 01 | MONTAGETEILE |
| SCHEIBE ISO 7093-1 8 200HV S | 42 18 009 01 | 137 | 16 | 72 | 90 80 291 6 | GEGENAUSLEGER |
| SCHEIBE ISO 7093-1 8 200HV S | 42 18 009 01 | 904 | 2 | 125 | 93 24 124 01 | MONTAGETEILE |
| SCHEIBE ISO 7094 8 100HV ST | 42 06 003 01 | 115 | 4 | 52 | 90 80 162 7 | WERKZEUGKASTEN |
| SCHEIBE ISO 7094 8 6 100HV S | 10 65 105 1 | 113 | 8 | 98 | 90 80 317 6 | KABINENPODEST |
| SCHEIBE LAH080ET011-040.41 | 98 43 867 01 | 416 | 2 | 23 | 90 00 337 1 | UNTERFLASCHE |
| SCHEIBE LN 75 37 295-350HV1 | 42 15 040 01 | 203 | 16 | 148 | 96 96 516 01 | VERBINDUNGSMATERIAL |
| SCHELLE | 60 20 793 01 | 122 | 2 | 102 | 90 80 336 0 | PLATTFORM |

26.5.2015

LE21035_150ecb8lit_etl_de

193

LIEBHERR

Alphabetischer Index
Alphabetical index

| Bezeichnung | Artikel | Pos. | Menge | Seite | Baugruppe | Bezeichnung |
|-----------------------------|--------------|------|-------|-------|--------------|------------------------|
| SHELLE 50X95X120 96/65 C04 | 90 02 135 30 | 102 | 1 | 33 | 90 10 679 30 | KABELBEFESTIGUNG |
| SHELLE DIN 3015-1 L 0 R 8 | 60 20 776 01 | 109 | 2 | 38 | 90 11 597 30 | WINDMESS-UND WINDWARNA |
| SHELLE DIN 3015-1 L 0 R 8 | 60 20 776 01 | 31 | 4 | 87 | 90 80 307 7 | SENKTIEFENSSENSOR |
| SHELLE DIN 3015-1 L 0 R 8 | 60 20 776 01 | 35 | 4 | 88 | 90 80 307 8 | KATZSENSOR |
| SHELLE DIN 3015-1 L 3 R 20 | 60 20 785 01 | 142 | 2 | 84 | 90 80 306 7 | E-INST. FUEHRERHAUS |
| SHELLE DIN 3015-1 L 3 R 20 | 60 20 785 01 | 131 | 1 | 146 | 96 96 482 01 | KUD-AUFLAGE |
| SHELLE DIN 3015-1 L 3 R 25 | 60 20 787 01 | 897 | 2 | 125 | 93 24 124 01 | MONTAGETEILE |
| SCHIEBER 5X609X726 C067.00 | 96 96 478 01 | 113 | 1 | 146 | 96 96 482 01 | KUD-AUFLAGE |
| SCHILD 0201 725 00 00 906 S | 10 09 794 9 | 103 | 1 | 106 | 90 80 340 2 | TURMSCHILDER |
| SCHILD 30mmX50mm KEIN T | 10 57 570 5 | 145 | 1 | 84 | 90 80 306 7 | E-INST. FUEHRERHAUS |
| SCHILD 462 9900 54 120mmX60 | 96 19 936 | 106 | 1 | 106 | 90 80 340 2 | TURMSCHILDER |
| SCHILD BGV Ø100mm ZUTRIT | 77 31 945 14 | 105 | 1 | 106 | 90 80 340 2 | TURMSCHILDER |
| SCHILD C073.070-535.100 | 90 80 313 1 | 441 | 1 | 1 | 15 0E CB_0 | |
| SCHILD DIN 4844-2 Ø100mm | 10 11 287 2 | 104 | 1 | 106 | 90 80 340 2 | TURMSCHILDER |
| SCHILD ELZ300AF000-305 11 | 90 11 771 30 | 305 | 1 | 43 | 90 11 770 30 | ELEKTROINSTALLATION |
| SCHILD FUEHRERHAUS C070. | 90 80 123 8 | 150 | 1 | 99 | 90 80 317 6 | KABINENPODEST |
| SCHILD GEGENAUSLEGER C | 90 80 173 3 | 141 | 2 | 72 | 90 80 291 6 | GEGENAUSLEGER |
| SCHILD HUB/FAHRWERK | 63 80 141 01 | 14 | 1 | 13 | 10 16 781 8 | STEUERSTAND |
| SCHILD ISO 7010-W015 200m | 77 26 192 08 | 102 | 1 | 106 | 90 80 340 2 | TURMSCHILDER |
| SCHILD KATZ/DREHWERK | 63 80 140 01 | 13 | 1 | 13 | 10 16 781 8 | STEUERSTAND |
| SCHILD SLD.10.23UH03 | 90 80 401 4 | 133 | 1 | 99 | 90 80 317 6 | KABINENPODEST |
| SCHILD SLD06.20AC01 M1 60X | 99 11 313 01 | 472 | 1 | 42 | 90 11 763 30 | ZENTRALSCHMIERANLAGE |
| SCHILD SLD09.10AC07 DE 90m | 93 18 484 01 | 109 | 1 | 106 | 90 80 340 2 | TURMSCHILDER |
| SCHILD SLD09.14AC01 140mm | 77 31 488 01 | 110 | 1 | 106 | 90 80 340 2 | TURMSCHILDER |
| SCHILD SLD10.64AC01 | 90 80 313 3 | 101 | 2 | 95 | 90 80 313 1 | SCHILD |
| SCHILD SLD50.138AC01 | 96 94 318 01 | 202 | 1 | 51 | 90 80 123 8 | SCHILD FUEHRERHAUS |
| SCHILD SLD64.176AC01 | 96 94 319 01 | 124 | 1 | 102 | 90 80 336 0 | PLATTFORM |
| SCHILDERHALTER C062.070-8 | 90 11 109 30 | 200 | 4 | 108 | 90 80 352 9 | TRAGF.SCHILDER |
| SCHLOSS | 10 41 278 5 | 17 | 1 | 48 | 90 80 049 9 | KABINE |
| SCHLUESSELRING 26X30,5X2, | 77 90 007 01 | 139 | 2 | 65 | 90 80 276 1 | AUSLEGERANLENKSTUECK |
| SCHOTTDURCHFUEHRUNG C | 60 27 346 01 | 3 | 1 | 11 | 10 16 773 8 | BUSLEITUNG |
| SCHOTTDURCHFUEHRUNG C | 60 27 346 01 | 36 | 1 | 88 | 90 80 307 8 | KATZSENSOR |
| SCHOTTDURCHFUEHRUNG C | 60 27 346 01 | 1757 | 1 | 133 | 93 42 597 01 | WINDMESSER |
| SCHOTTDURCHFUEHRUNG C | 60 27 346 01 | 106 | 1 | 159 | 97 51 009 01 | STEUERLEITUNG |
| SCHOTTDURCHFUEHRUNG C | 60 27 346 01 | 106 | 1 | 160 | 97 51 166 01 | STEUERLEITUNG |
| SCHOTTDURCHFUEHRUNG C | 60 27 346 01 | 106 | 1 | 162 | 97 51 170 01 | STEUERLEITUNG |
| SCHOTTDURCHFUEHRUNG C | 60 27 345 01 | 102 | 1 | 41 | 90 11 737 30 | DREHWINKELSENSOR |
| SCHRAUBE DIN 580 M 10 C15 | 40 26 002 01 | 340 | 1 | 151 | 96 99 582 01 | MOTOR |
| SCHRAUBE M4X30 | 10 03 989 7 | 12 | 1 | 15 | 10 16 885 4 | MAGNETTEIL |
| SCHRAUBE M4X40 | 10 02 407 2 | 8 | 1 | 7 | 10 02 407 1 | MAGNETTEIL |
| SCHRAUBE M8X1X50 C049.07 | 90 03 445 30 | 121 | 1 | 93 | 90 80 311 9 | DREHBUEHNE |
| SCHRAUBENDREHER DIN 52 | 88 52 111 01 | 102 | 1 | 55 | 90 80 214 0 | WERKZEUGE |
| SCHRAUBENDREHER DIN 526 | 88 52 066 01 | 101 | 1 | 55 | 90 80 214 0 | WERKZEUGE |
| SCHRUMPFSCHLAUCH 10mm/ | 60 30 071 01 | 122 | 0.1m | 126 | 93 25 658 01 | STEUERLEITUNG |
| SCHRUMPFSCHLAUCH 10mm/ | 60 30 071 01 | 122 | 0.1m | 127 | 93 25 736 01 | STEUERLEITUNG |
| SCHRUMPFSCHLAUCH 10mm/ | 60 30 071 01 | 122 | 0.1m | 159 | 97 51 009 01 | STEUERLEITUNG |
| SCHRUMPFSCHLAUCH 9,5mm/ | 60 30 072 01 | 121 | 3 | 112 | 90 80 402 2 | STEUERLEITUNG |
| SCHRUMPFSCHLAUCH 9,5mm/ | 60 30 072 01 | 121 | 2 | 126 | 93 25 658 01 | STEUERLEITUNG |
| SCHRUMPFSCHLAUCH 9,5mm/ | 60 30 072 01 | 121 | 2 | 127 | 93 25 736 01 | STEUERLEITUNG |
| SCHRUMPFSCHLAUCH 9,5mm/ | 60 30 072 01 | 729 | 2 | 158 | 97 50 906 01 | STEUERLEITUNG |
| SCHRUMPFSCHLAUCH 9,5mm/ | 60 30 072 01 | 121 | 2 | 159 | 97 51 009 01 | STEUERLEITUNG |
| SCHRUMPFSCHLAUCH 9,5mm/ | 60 30 072 01 | 121 | 2 | 160 | 97 51 166 01 | STEUERLEITUNG |
| SCHRUMPFSCHLAUCH 9,5mm/ | 60 30 072 01 | 121 | 2 | 162 | 97 51 170 01 | STEUERLEITUNG |
| SCHUETZ | 10 16 961 2 | 67 | 2 | 13 | 10 16 781 8 | STEUERSTAND |
| SCHUTZ 6X75X241 C065.070- | 90 80 031 0 | 118 | 2 | 68 | 90 80 284 2 | LAUFKATZE |
| SCHUTZ 6X75X241 C065.070- | 90 80 031 3 | 119 | 2 | 68 | 90 80 284 2 | LAUFKATZE |
| SCHUTZ C065.070-411.122 | 90 11 772 30 | 136 | 1 | 93 | 90 80 311 9 | DREHBUEHNE |
| SCHUTZ C073.070-411.150 | 90 80 305 4 | 150 | 1 | 93 | 90 80 311 9 | DREHBUEHNE |
| SCHUTZ C073.070-411.151 | 90 80 305 5 | 151 | 1 | 82 | 90 80 305 4 | SCHUTZ |
| SCHUTZ C073.070-962.650 | 90 80 608 5 | 105 | 1 | 41 | 90 11 737 30 | DREHWINKELSENSOR |

26.5.2015

LE21035_150ecb8lit_etl_de

194

LIEBHERRAlphabetischer Index
Alphabetical index

| Bezeichnung | Artikel | Pos. | Menge | Seite | Baugruppe | Bezeichnung |
|---------------------------|--------------|------|-------|-------|--------------|-------------------------|
| SCHUTZ C073.070-962.651 | 90 80 608 6 | 651 | 2 | 114 | 90 80 608 5 | SCHUTZ |
| SCHUTZ KAW160MZ001-650.17 | 93 87 120 01 | 185 | 1 | 117 | 93 19 635 01 | KATZFAHRWERK |
| SCHUTZBUEGEL KAW200KY00 | 93 16 027 01 | 185 | 1 | 27 | 90 00 386 9 | WINDWERK |
| SCHUTZKAPPE | 10 17 334 4 | 109 | 1 | 159 | 97 51 009 01 | STEUERLEITUNG |
| SCHUTZKAPPE | 11 60 040 5 | 773 | 1 | 79 | 90 80 299 6 | ELEKTROINSTALLATION |
| SCHUTZKAPPE M36 SCHWARZ | 77 90 140 01 | 205 | 8 | 148 | 96 96 516 01 | VERBINDUNGSMATERIAL |
| SCHWENKBREMSTASTER 1.1 | 63 21 147 01 | 3 | 1 | 10 | 10 16 747 5 | STEUERHEBEL |
| SCHWERSPANNSTIFT S 12X4 | 10 16 885 3 | 4 | 2 | 8 | 10 16 636 3 | HANDLUEFTUNG |
| SECHSKANTMUTTER DIN 936 | 41 17 004 01 | 164 | 4 | 69 | 90 80 284 2 | LAUFKATZE |
| SECHSKANTMUTTER DIN 936 | 41 17 008 01 | 148 | 1 | 68 | 90 80 284 2 | LAUFKATZE |
| SECHSKANTMUTTER DIN 936 | 41 17 014 01 | 145 | 1 | 68 | 90 80 284 2 | LAUFKATZE |
| SECHSKANTMUTTER DIN 985 | 41 19 024 01 | 187 | 2 | 117 | 93 19 635 01 | KATZFAHRWERK |
| SECHSKANTMUTTER DIN 985 | 41 19 024 01 | 154 | 1 | 144 | 96 85 897 01 | SICHERUNGSBUEGEL |
| SECHSKANTMUTTER ISO 403 | 41 15 047 01 | 5 | 6 | 14 | 10 16 840 0 | BREMSE |
| SECHSKANTMUTTER ISO 403 | 41 15 047 01 | 108 | 2 | 38 | 90 11 597 30 | WINDMESS-UND WINDWARNA |
| SECHSKANTMUTTER ISO 403 | 41 15 047 01 | 126 | 8 | 68 | 90 80 284 2 | LAUFKATZE |
| SECHSKANTMUTTER ISO 403 | 41 15 047 01 | 155 | 4 | 82 | 90 80 305 4 | SCHUTZ |
| SECHSKANTMUTTER ISO 403 | 41 15 047 01 | 613 | 7 | 94 | 90 80 312 5 | STROMABNEHMERBEFESTIG |
| SECHSKANTMUTTER ISO 403 | 41 15 047 01 | 106 | 12 | 98 | 90 80 317 6 | KABINENPODEST |
| SECHSKANTMUTTER ISO 403 | 41 15 047 01 | 205 | 2 | 101 | 90 80 333 8 | ARBEITSBUEHNE |
| SECHSKANTMUTTER ISO 403 | 41 15 047 01 | 121 | 12 | 102 | 90 80 336 0 | PLATTFORM |
| SECHSKANTMUTTER ISO 403 | 41 15 047 01 | 205 | 2 | 104 | 90 80 336 5 | ARBEITSBUEHNE |
| SECHSKANTMUTTER ISO 403 | 41 15 047 01 | 146 | 2 | 156 | 97 50 268 01 | HALTERUNG |
| SECHSKANTMUTTER ISO 4032 | 41 15 508 01 | 783 | 12 | 124 | 93 24 124 01 | MONTAGETEILE |
| SECHSKANTMUTTER ISO 4032 | 49 00 546 | 205 | 4 | 70 | 90 80 285 6 | PLATTFORM |
| SECHSKANTMUTTER ISO 403 | 41 15 048 01 | 116 | 4 | 93 | 90 80 311 9 | DREHBUEHNE |
| SECHSKANTMUTTER ISO 403 | 41 15 048 01 | 117 | 4 | 102 | 90 80 336 0 | PLATTFORM |
| SECHSKANTMUTTER ISO 403 | 41 15 048 01 | 147 | 4 | 136 | 93 82 638 01 | GEHAEUSE |
| SECHSKANTMUTTER ISO 4032 | 41 15 050 01 | 434 | 2 | 23 | 90 00 337 1 | UNTERFLASCHE |
| SECHSKANTMUTTER ISO 4032 | 41 15 050 01 | 113 | 4 | 142 | 93 97 338 01 | FAHRKORB |
| SECHSKANTMUTTER ISO 4032 | 41 15 050 01 | 524 | 1 | 143 | 95 71 756 01 | SPANNVORRICHTUNG |
| SECHSKANTMUTTER ISO 4032 | 41 15 052 01 | 414 | 1 | 23 | 90 00 337 1 | UNTERFLASCHE |
| SECHSKANTMUTTER ISO 4032 | 41 15 052 01 | 714 | 6 | 24 | 90 00 337 1 | UNTERFLASCHE |
| SECHSKANTMUTTER ISO 4032 | 41 15 052 01 | 147 | 1 | 68 | 90 80 284 2 | LAUFKATZE |
| SECHSKANTMUTTER ISO 4032 | 41 15 052 01 | 122 | 2 | 86 | 90 80 307 5 | SICHERUNGSSEIL AUSLEGER |
| SECHSKANTMUTTER ISO 4032 | 41 15 054 01 | 203 | 4 | 37 | 90 11 477 30 | AUSLEGERAUFHAENGUNG |
| SECHSKANTMUTTER ISO 4032 | 41 15 054 01 | 117 | 1 | 98 | 90 80 317 6 | KABINENPODEST |
| SECHSKANTMUTTER ISO 4032 | 41 15 054 01 | 123 | 72 | 100 | 90 80 325 1 | KUGELDREHKRANZ M.VERB. |
| SECHSKANTMUTTER ISO 4032 | 41 15 056 01 | 144 | 1 | 68 | 90 80 284 2 | LAUFKATZE |
| SECHSKANTMUTTER ISO 403 | 41 15 095 01 | 9 | 1 | 7 | 10 02 407 1 | MAGNETTEIL |
| SECHSKANTMUTTER ISO 403 | 41 15 095 01 | 13 | 1 | 15 | 10 16 885 4 | MAGNETTEIL |
| SECHSKANTMUTTER ISO 4032 | 41 15 512 14 | 40 | 4 | 88 | 90 80 307 8 | KATZSENSOR |
| SECHSKANTMUTTER ISO 4032 | 41 15 043 01 | 653 | 4 | 114 | 90 80 608 5 | SCHUTZ |
| SECHSKANTMUTTER ISO 4032 | 41 15 043 01 | 136 | 4 | 146 | 96 96 482 01 | KUD-AUFLAGE |
| SECHSKANTMUTTER ISO 4032 | 41 15 043 01 | 310 | 2 | 149 | 96 99 124 01 | E-INST. KLIMAAANLAGE |
| SECHSKANTMUTTER ISO 403 | 41 15 073 01 | 113 | 1 | 38 | 90 11 597 30 | WINDMESS-UND WINDWARNA |
| SECHSKANTMUTTER ISO 403 | 41 15 073 01 | 34 | 2 | 88 | 90 80 307 8 | KATZSENSOR |
| SECHSKANTMUTTER ISO 403 | 41 15 073 01 | 130 | 2 | 99 | 90 80 317 6 | KABINENPODEST |
| SECHSKANTMUTTER ISO 403 | 41 15 073 01 | 109 | 12 | 102 | 90 80 336 0 | PLATTFORM |
| SECHSKANTMUTTER ISO 403 | 41 15 073 01 | 904 | 2 | 115 | 90 80 643 2 | NACHRUESTSATZ |
| SECHSKANTMUTTER ISO 403 | 41 15 073 01 | 23 | 2 | 120 | 93 23 524 01 | WINDFREISTELLUNG |
| SECHSKANTMUTTER ISO 403 | 41 15 073 01 | 29 | 2 | 120 | 93 23 524 01 | WINDFREISTELLUNG |
| SECHSKANTMUTTER ISO 403 | 41 15 073 01 | 34 | 0 | 135 | 93 43 417 01 | FUNKFERNSTEUERUNG |
| SECHSKANTMUTTER ISO 403 | 41 15 073 01 | 119 | 6 | 146 | 96 96 482 01 | KUD-AUFLAGE |
| SECHSKANTMUTTER ISO 403 | 41 15 046 01 | 101 | 4 | 30 | 90 03 019 0 | GERAETEPLATTE |
| SECHSKANTMUTTER ISO 403 | 41 15 046 01 | 104 | 6 | 33 | 90 10 679 30 | KABELBEFESTIGUNG |
| SECHSKANTMUTTER ISO 403 | 41 15 046 01 | 204 | 6 | 36 | 90 11 109 30 | SCHILDERHALTER |
| SECHSKANTMUTTER ISO 403 | 41 15 046 01 | 446 | 4 | 42 | 90 11 763 30 | ZENTRALSCHMIERANLAGE |
| SECHSKANTMUTTER ISO 403 | 41 15 046 01 | 144 | 2 | 46 | 90 13 319 30 | KABELBEFESTIGUNG |
| SECHSKANTMUTTER ISO 403 | 41 15 046 01 | 114 | 4 | 52 | 90 80 162 7 | WERKZEUGKASTEN |

26.5.2015

LE21035_150ecb8lit_etl_de

195

LIEBHERR

Alphabetischer Index
Alphabetical index

| Bezeichnung | Artikel | Pos. | Menge | Seite | Baugruppe | Bezeichnung |
|--------------------------|--------------|------|-------|-------|--------------|------------------------|
| SECHSKANTMUTTER ISO 403 | 41 15 046 01 | 102 | 6 | 63 | 90 80 271 5 | AUSLEGERKOPFSTUECK |
| SECHSKANTMUTTER ISO 403 | 41 15 046 01 | 117 | 2 | 64 | 90 80 276 1 | AUSLEGERANLENKSTUECK |
| SECHSKANTMUTTER ISO 403 | 41 15 046 01 | 135 | 14 | 72 | 90 80 291 6 | GEGENAUSLEGER |
| SECHSKANTMUTTER ISO 403 | 41 15 046 01 | 119 | 4 | 93 | 90 80 311 9 | DREHBUEHNE |
| SECHSKANTMUTTER ISO 403 | 41 15 046 01 | 616 | 2 | 94 | 90 80 312 5 | STROMABNEHMERBEFESTIG |
| SECHSKANTMUTTER ISO 403 | 41 15 046 01 | 212 | 16 | 105 | 90 80 339 8 | TURMSCHILDER |
| SECHSKANTMUTTER ISO 403 | 41 15 046 01 | 125 | 2 | 146 | 96 96 482 01 | KUD-AUFLAGE |
| SECHSKANTMUTTER ISO 403 | 41 15 507 01 | 788 | 2 | 124 | 93 24 124 01 | MONTAGETEILE |
| SECHSKANTMUTTER ISO 403 | 41 17 004 08 | 203 | 4 | 70 | 90 80 285 6 | PLATTFORM |
| SECHSKANTMUTTER ISO 4035 | 10 00 263 3 | 118 | 1 | 98 | 90 80 317 6 | KABINENPODEST |
| SECHSKANTMUTTER ISO 704 | 41 34 127 01 | 33 | 4 | 49 | 90 80 049 9 | KABINE |
| SECHSKANTMUTTER ISO 704 | 41 34 127 01 | 109 | 8 | 98 | 90 80 317 6 | KABINENPODEST |
| SECHSKANTMUTTER ISO 704 | 41 34 126 01 | 35 | 6 | 49 | 90 80 049 9 | KABINE |
| SECHSKANTMUTTER ISO 704 | 41 34 126 01 | 113 | 2 | 52 | 90 80 162 7 | WERKZEUGKASTEN |
| SECHSKANTMUTTER ISO 8673 | 41 15 201 01 | 137 | 1 | 93 | 90 80 311 9 | DREHBUEHNE |
| SECHSKANTSCHRAUBE ISO 4 | 46 00 332 | 432 | 2 | 23 | 90 00 337 1 | UNTERFLASCHE |
| SECHSKANTSCHRAUBE ISO 4 | 46 00 095 | 128 | 12 | 93 | 90 80 311 9 | DREHBUEHNE |
| SECHSKANTSCHRAUBE ISO 4 | 46 00 095 | 125 | 12 | 155 | 97 44 248 01 | VERBINDUNGSMATERIAL |
| SECHSKANTSCHRAUBE ISO 4 | 10 41 261 0 | 121 | 72 | 100 | 90 80 325 1 | KUGELDREHKRANZ M.VERB. |
| SECHSKANTSCHRAUBE ISO 4 | 40 62 116 01 | 126 | 1 | 32 | 90 07 479 30 | DRALLFAENGER |
| SECHSKANTSCHRAUBE ISO | 49 00 813 | 105 | 8 | 98 | 90 80 317 6 | KABINENPODEST |
| SECHSKANTSCHRAUBE ISO 4 | 40 02 164 | 152 | 1 | 144 | 96 85 897 01 | SICHERUNGSBUEGEL |
| SECHSKANTSCHRAUBE ISO 4 | 40 62 042 01 | 112 | 2 | 142 | 93 97 338 01 | FAHRKORB |
| SECHSKANTSCHRAUBE ISO 4 | 40 61 240 01 | 713 | 6 | 24 | 90 00 337 1 | UNTERFLASCHE |
| SECHSKANTSCHRAUBE ISO 4 | 40 62 058 01 | 146 | 1 | 68 | 90 80 284 2 | LAUFKATZE |
| SECHSKANTSCHRAUBE ISO 4 | 46 00 119 | 413 | 1 | 23 | 90 00 337 1 | UNTERFLASCHE |
| SECHSKANTSCHRAUBE ISO | 40 62 112 01 | 142 | 1 | 68 | 90 80 284 2 | LAUFKATZE |
| SECHSKANTSCHRAUBE ISO | 46 00 731 | 21 | 2 | 120 | 93 23 524 01 | WINDFREISTELLUNG |
| SECHSKANTSCHRAUBE ISO | 46 00 310 | 211 | 8 | 105 | 90 80 339 8 | TURMSCHILDER |
| SECHSKANTSCHRAUBE ISO 4 | 46 00 122 | 609 | 7 | 94 | 90 80 312 5 | STROMABNEHMERBEFESTIG |
| SECHSKANTSCHRAUBE ISO 4 | 46 00 355 | 118 | 12 | 102 | 90 80 336 0 | PLATTFORM |
| SECHSKANTSCHRAUBE ISO 4 | 40 65 147 08 | 606 | 3 | 94 | 90 80 312 5 | STROMABNEHMERBEFESTIG |
| SECHSKANTSCHRAUBE ISO 4 | 46 00 016 | 158 | 6 | 27 | 90 00 386 9 | WINDWERK |
| SECHSKANTSCHRAUBE ISO | 46 00 386 | 100 | 4 | 30 | 90 03 019 0 | GERAETEPLATTE |
| SECHSKANTSCHRAUBE ISO 4 | 46 01 156 | 105 | 2 | 38 | 90 11 597 30 | WINDMESS-UND WINDWARNA |
| SECHSKANTSCHRAUBE ISO | 49 00 090 | 186 | 2 | 27 | 90 00 386 9 | WINDWERK |
| SECHSKANTSCHRAUBE ISO | 49 00 090 | 113 | 4 | 64 | 90 80 276 1 | AUSLEGERANLENKSTUECK |
| SECHSKANTSCHRAUBE ISO | 49 00 090 | 608 | 4 | 94 | 90 80 312 5 | STROMABNEHMERBEFESTIG |
| SECHSKANTSCHRAUBE ISO | 40 65 166 | 215 | 4 | 23 | 90 00 337 1 | UNTERFLASCHE |
| SECHSKANTSCHRAUBE ISO | 40 65 166 | 112 | 4 | 63 | 90 80 271 5 | AUSLEGERKOPFSTUECK |
| SECHSKANTSCHRAUBE ISO | 40 65 166 | 123 | 2 | 96 | 90 80 314 8 | BOLZEN |
| SECHSKANTSCHRAUBE ISO | 40 65 166 | 842 | 4 | 124 | 93 24 124 01 | MONTAGETEILE |
| SECHSKANTSCHRAUBE ISO | 40 65 164 | 176 | 4 | 27 | 90 00 386 9 | WINDWERK |
| SECHSKANTSCHRAUBE ISO | 40 65 164 | 125 | 8 | 68 | 90 80 284 2 | LAUFKATZE |
| SECHSKANTSCHRAUBE ISO | 40 65 164 | 517 | 2 | 143 | 95 71 756 01 | SPANNVORRICHTUNG |
| SECHSKANTSCHRAUBE ISO | 40 00 828 | 152 | 4 | 82 | 90 80 305 4 | SCHUTZ |
| SECHSKANTSCHRAUBE ISO | 40 00 828 | 132 | 4 | 99 | 90 80 317 6 | KABINENPODEST |
| SECHSKANTSCHRAUBE ISO | 40 00 828 | 186 | 2 | 117 | 93 19 635 01 | KATZFAHRWERK |
| SECHSKANTSCHRAUBE ISO | 40 00 828 | 145 | 2 | 156 | 97 50 268 01 | HALTERUNG |
| SECHSKANTSCHRAUBE ISO | 46 00 307 | 206 | 1 | 101 | 90 80 333 8 | ARBEITSBUEHNE |
| SECHSKANTSCHRAUBE ISO | 46 00 307 | 206 | 1 | 104 | 90 80 336 5 | ARBEITSBUEHNE |
| SECHSKANTSCHRAUBE ISO 4 | 40 65 143 01 | 162 | 2 | 68 | 90 80 284 2 | LAUFKATZE |
| SECHSKANTSCHRAUBE ISO | 49 00 120 | 115 | 8 | 68 | 90 80 284 2 | LAUFKATZE |
| SECHSKANTSCHRAUBE ISO | 49 00 120 | 115 | 6 | 93 | 90 80 311 9 | DREHBUEHNE |
| SECHSKANTSCHRAUBE ISO | 49 00 161 | 302 | 4 | 66 | 90 80 282 4 | STEG |
| SECHSKANTSCHRAUBE ISO | 49 00 161 | 402 | 4 | 67 | 90 80 282 6 | PLATTFORM |
| SECHSKANTSCHRAUBE ISO | 49 00 161 | 206 | 8 | 70 | 90 80 285 6 | PLATTFORM |
| SECHSKANTSCHRAUBE ISO | 49 00 161 | 502 | 4 | 97 | 90 80 317 1 | STEG |
| SECHSKANTSCHRAUBE ISO | 49 00 161 | 141 | 4 | 117 | 93 19 635 01 | KATZFAHRWERK |
| SECHSKANTSCHRAUBE ISO | 49 00 161 | 132 | 2 | 155 | 97 44 248 01 | VERBINDUNGSMATERIAL |

26.5.2015

LE21035_150ecb8lit_etl_de

196

LIEBHERR

Alphabetischer Index
Alphabetical index

| Bezeichnung | Artikel | Pos. | Menge | Seite | Baugruppe | Bezeichnung |
|-----------------------------|--------------|------|-------|-------|--------------|------------------------|
| SECHSKANTSCHRAUBE ISO 4 | 40 66 122 | 504 | 4 | 89 | 90 80 310 9 | SEILFLASCHE |
| SECHSKANTSCHRAUBE ISO 4 | 40 66 122 | 114 | 4 | 102 | 90 80 336 0 | PLATTFORM |
| SECHSKANTSCHRAUBE ISO | 49 00 204 | 131 | 4 | 93 | 90 80 311 9 | DREHBUEHNE |
| SECHSKANTSCHRAUBE ISO | 49 00 204 | 161 | 6 | 117 | 93 19 635 01 | KATZFAHRWERK |
| SECHSKANTSCHRAUBE ISO | 49 00 152 | 603 | 2 | 94 | 90 80 312 5 | STROMABNEHMERBEFESTIG |
| SECHSKANTSCHRAUBE ISO | 49 00 123 | 115 | 4 | 98 | 90 80 317 6 | KABINENPODEST |
| SECHSKANTSCHRAUBE ISO 4 | 46 00 147 | 706 | 4 | 124 | 93 24 124 01 | MONTAGETEILE |
| SECHSKANTSCHRAUBE ISO | 46 00 189 | 141 | 6 | 26 | 90 00 386 9 | WINDWERK |
| SECHSKANTSCHRAUBE ISO | 46 00 044 | 522 | 1 | 143 | 95 71 756 01 | SPANNVORRICHTUNG |
| SECHSKANTSCHRAUBE ISO | 46 00 206 | 146 | 2 | 26 | 90 00 386 9 | WINDWERK |
| SECHSKANTSCHRAUBE ISO 4 | 40 65 277 01 | 121 | 1 | 86 | 90 80 307 5 | SICHERUNGSEIL AUSLEGER |
| SECHSKANTSCHRAUBE ISO | 46 00 114 | 116 | 1 | 98 | 90 80 317 6 | KABINENPODEST |
| SECHSKANTSCHRAUBE ISO 4 | 40 65 060 | 652 | 4 | 114 | 90 80 608 5 | SCHUTZ |
| SECHSKANTSCHRAUBE ISO 4 | 40 65 060 | 876 | 4 | 124 | 93 24 124 01 | MONTAGETEILE |
| SECHSKANTSCHRAUBE ISO 4 | 40 65 060 | 891 | 8 | 125 | 93 24 124 01 | MONTAGETEILE |
| SECHSKANTSCHRAUBE ISO 4 | 49 00 605 | 871 | 4 | 124 | 93 24 124 01 | MONTAGETEILE |
| SECHSKANTSCHRAUBE ISO 4 | 49 00 605 | 886 | 4 | 125 | 93 24 124 01 | MONTAGETEILE |
| SECHSKANTSCHRAUBE ISO 4 | 40 65 099 | 117 | 2 | 146 | 96 96 482 01 | KUD-AUFLAGE |
| SECHSKANTSCHRAUBE ISO 4 | 40 00 829 | 30 | 4 | 91 | 90 80 311 4 | SENSOR |
| SECHSKANTSCHRAUBE ISO 4 | 40 00 829 | 127 | 2 | 99 | 90 80 317 6 | KABINENPODEST |
| SECHSKANTSCHRAUBE ISO 4 | 40 00 829 | 106 | 8 | 102 | 90 80 336 0 | PLATTFORM |
| SECHSKANTSCHRAUBE ISO 4 | 49 00 539 | 31 | 2 | 88 | 90 80 307 8 | KATZSENSOR |
| SECHSKANTSCHRAUBE ISO 4 | 46 00 102 | 141 | 6 | 146 | 96 96 482 01 | KUD-AUFLAGE |
| SECHSKANTSCHRAUBE ISO 4 | 49 00 188 | 197 | 0 | 28 | 90 00 386 9 | WINDWERK |
| SECHSKANTSCHRAUBE ISO 4 | 49 00 188 | 403 | 4 | 50 | 90 80 119 8 | PLATTFORM |
| SECHSKANTSCHRAUBE ISO 4 | 49 00 188 | 32 | 3 | 87 | 90 80 307 7 | SENKTIEFENSSENSOR |
| SECHSKANTSCHRAUBE ISO 4 | 49 00 188 | 37 | 3 | 88 | 90 80 307 8 | KATZSENSOR |
| SECHSKANTSCHRAUBE ISO 4 | 49 00 089 | 205 | 2 | 36 | 90 11 109 30 | SCHILDERHALTER |
| SECHSKANTSCHRAUBE ISO 4 | 49 00 089 | 332 | 1 | 47 | 90 80 031 5 | ROLLE |
| SECHSKANTSCHRAUBE ISO 4 | 49 00 089 | 123 | 3 | 93 | 90 80 311 9 | DREHBUEHNE |
| SECHSKANTSCHRAUBE ISO 4 | 49 00 089 | 901 | 4 | 125 | 93 24 124 01 | MONTAGETEILE |
| SECHSKANTSCHRAUBE ISO | 40 66 042 | 103 | 4 | 63 | 90 80 271 5 | AUSLEGERKOPFSTUECK |
| SECHSKANTSCHRAUBE ISO 4 | 49 00 128 | 106 | 6 | 33 | 90 10 679 30 | KABELBEFESTIGUNG |
| SECHSKANTSCHRAUBE ISO 4 | 49 00 128 | 134 | 14 | 72 | 90 80 291 6 | GEGENAUSLEGER |
| SECHSKANTSCHRAUBE ISO 4 | 49 00 128 | 812 | 4 | 124 | 93 24 124 01 | MONTAGETEILE |
| SECHSKANTSCHRAUBE ISO 4 | 49 00 111 | 112 | 4 | 52 | 90 80 162 7 | WERKZEUGKASTEN |
| SECHSKANTSCHRAUBE ISO 4 | 49 00 111 | 125 | 4 | 93 | 90 80 311 9 | DREHBUEHNE |
| SECHSKANTSCHRAUBE ISO 4 | 49 00 111 | 614 | 2 | 94 | 90 80 312 5 | STROMABNEHMERBEFESTIG |
| SECHSKANTSCHRAUBE ISO 4 | 49 00 111 | 526 | 1 | 143 | 95 71 756 01 | SPANNVORRICHTUNG |
| SECHSKANTSCHRAUBE ISO 4 | 49 00 614 | 103 | 4 | 33 | 90 10 679 30 | KABELBEFESTIGUNG |
| SECHSKANTSCHRAUBE ISO 4 | 49 00 614 | 445 | 2 | 42 | 90 11 763 30 | ZENTRALSCHMIERANLAGE |
| SECHSKANTSCHRAUBE ISO 4 | 49 00 614 | 143 | 2 | 46 | 90 13 319 30 | KABELBEFESTIGUNG |
| SECHSKANTSCHRAUBE ISO 4 | 46 00 052 | 444 | 2 | 42 | 90 11 763 30 | ZENTRALSCHMIERANLAGE |
| SECHSKANTSCHRAUBE LN 31 | 40 62 904 01 | 201 | 8 | 148 | 96 96 516 01 | VERBINDUNGSMATERIAL |
| SECHSKANTWINKELSCHRAUB | 88 51 663 01 | 117 | 1 | 55 | 90 80 214 0 | WERKZEUGE |
| SEILAUFLAGE C073.070-417.15 | 90 80 364 4 | 150 | 1 | 103 | 90 80 336 0 | PLATTFORM |
| SEILFLASCHE C073.070-411.50 | 90 80 310 9 | 500 | 1 | 93 | 90 80 311 9 | DREHBUEHNE |
| SEILFLASCHE C073.070-411.51 | 90 80 311 0 | 511 | 1 | 89 | 90 80 310 9 | SEILFLASCHE |
| SEILROLLE SER09.35AV55-00 | 99 10 240 01 | 311 | 1 | 23 | 90 00 337 1 | UNTERFLASCHE |
| SEILROLLE SER09.35AV55-00 | 99 10 240 01 | 512 | 1 | 89 | 90 80 310 9 | SEILFLASCHE |
| SEILROLLE SER09.35AV55-00 | 99 10 240 01 | 110 | 1 | 93 | 90 80 311 9 | DREHBUEHNE |
| SEILROLLE SER09.35AV55-01 | 99 10 241 01 | 1 | 1 | 163 | 99 10 240 01 | SEILROLLE |
| SEILROLLE SER09.35EV55-00 | 97 02 890 01 | 113 | 2 | 68 | 90 80 284 2 | LAUFKATZE |
| SEILROLLE SER09.35EV55-01 | 97 02 891 01 | 1 | 1 | 153 | 97 02 890 01 | SEILROLLE |
| SEILROLLE SER42.18GW30-00 | 93 88 091 01 | 108 | 1 | 57 | 90 80 233 4 | AUSLEGERZWISCHENSTUEC |
| SEILROLLE SER42.18GW30-00 | 93 88 091 01 | 400 | 1 | 63 | 90 80 271 5 | AUSLEGERKOPFSTUECK |
| SEILROLLE SER42.18GW30-00 | 93 88 091 01 | 118 | 1 | 64 | 90 80 276 1 | AUSLEGERANLENKSTUECK |
| SEILROLLE SER42.18GW30-01 | 93 88 092 01 | 1 | 1 | 141 | 93 88 091 01 | SEILROLLE |
| SEILTROMMEL C041.001-661. | 95 71 757 01 | 511 | 1 | 143 | 95 71 756 01 | SPANNVORRICHTUNG |
| SEILTROMMEL KAW160MZ001- | 93 85 951 01 | 150 | 1 | 117 | 93 19 635 01 | KATZFAHRWERK |

26.5.2015

LE21035_150ecb8lit_etl_de

197

LIEBHERRAlphabetischer Index
Alphabetical index

| Bezeichnung | Artikel | Pos. | Menge | Seite | Baugruppe | Bezeichnung |
|-----------------------------|--------------|------|-------|-------|--------------|---------------------|
| SEITENBLECH LAH063ET001- | 98 45 492 01 | 511 | 2 | 23 | 90 00 337 1 | UNTERFLASCHE |
| SEITENTEIL LAH063ET001-035. | 98 45 485 01 | 411 | 1 | 23 | 90 00 337 1 | UNTERFLASCHE |
| SEITENTEIL LAH063ET001-035. | 98 45 488 01 | 417 | 1 | 23 | 90 00 337 1 | UNTERFLASCHE |
| SENKSCHRAUBE ISO 2009 M5 | 40 04 022 | 86 | 12 | 145 | 96 95 855 01 | SCHALTUNG |
| SENKSCHRAUBE ISO 2009 M8 | 40 04 031 05 | 216 | 8 | 105 | 90 80 339 8 | TURMSCHILDER |
| SENKTIEFENSSENSOR ELZ300 | 90 80 307 7 | 673 | 1 | 2 | 15 0E CB_0 | |
| SENSOR ELZ300GD000-000 | 90 80 311 4 | 674 | 1 | 2 | 15 0E CB_0 | |
| SENSOR WINDMESSUNG ELZO | 97 51 169 01 | 1754 | 1 | 133 | 93 42 597 01 | WINDMESSER |
| SENSORKOPFELEKTRONIK E | 64 20 205 01 | 15 | 1 | 10 | 10 16 747 5 | STEUERHEBEL |
| SENSORKOPFELEKTRONIK E | 64 20 205 01 | 15 | 1 | 22 | 64 01 513 01 | STEUERHEBEL |
| SICHERHEITSSCHALTGERAE | 10 17 062 6 | 30 | 1 | 145 | 96 95 855 01 | SCHALTUNG |
| SICHERUNGSAUTOMAT 1A 44 | 10 16 771 0 | 306 | 1 | 43 | 90 11 770 30 | ELEKTROINSTALLATION |
| SICHERUNGSAUTOMAT VDE | 60 44 363 01 | 35 | 1 | 145 | 96 95 855 01 | SCHALTUNG |
| SICHERUNGSBLECH DIN 432 | 42 31 008 01 | 216 | 4 | 23 | 90 00 337 1 | UNTERFLASCHE |
| SICHERUNGSBLECH DIN 432 | 42 31 012 01 | 433 | 4 | 23 | 90 00 337 1 | UNTERFLASCHE |
| SICHERUNGSBUEGEL 6X105X | 96 85 869 01 | 151 | 1 | 144 | 96 85 897 01 | SICHERUNGSBUEGEL |
| SICHERUNGSBUEGEL LAH063 | 96 85 897 01 | 150 | 1 | 25 | 90 00 339 8 | LASTHAKEN |
| SICHERUNGSMUTTER DIN 796 | 42 35 004 01 | 213 | 8 | 105 | 90 80 339 8 | TURMSCHILDER |
| SICHERUNGSRING DIN 471 10 | 10 17 160 0 | 154 | 1 | 27 | 90 00 386 9 | WINDWERK |
| SICHERUNGSRING DIN 471 13 | 42 80 076 01 | 23 | 1 | 4 | 10 00 622 7 | PLANETENGETRIEBE |
| SICHERUNGSRING DIN 471 2 | 10 17 157 5 | 123 | 3 | 139 | 93 82 811 01 | WELLE |
| SICHERUNGSRING DIN 471 2 | 10 17 157 6 | 112 | 1 | 117 | 93 19 635 01 | KATZFAHRWERK |
| SICHERUNGSRING DIN 471 2 | 10 17 157 6 | 144 | 1 | 117 | 93 19 635 01 | KATZFAHRWERK |
| SICHERUNGSRING DIN 471 3 | 10 17 157 7 | 329 | 1 | 47 | 90 80 031 5 | ROLLE |
| SICHERUNGSRING DIN 471 3 | 42 80 029 01 | 7 | 4 | 4 | 10 00 622 7 | PLANETENGETRIEBE |
| SICHERUNGSRING DIN 471 3 | 10 17 157 9 | 174 | 1 | 117 | 93 19 635 01 | KATZFAHRWERK |
| SICHERUNGSRING DIN 471 3 | 10 17 157 9 | 679 | 1 | 128 | 93 28 858 01 | ROTOR |
| SICHERUNGSRING DIN 471 3 | 40 00 874 03 | 33 | 3 | 131 | 93 33 873 01 | PLANETENGETRIEBE |
| SICHERUNGSRING DIN 471 3 | 40 00 874 03 | 123 | 3 | 137 | 93 82 699 01 | WELLE |
| SICHERUNGSRING DIN 471 40 | 42 80 035 01 | 19 | 1 | 4 | 10 00 622 7 | PLANETENGETRIEBE |
| SICHERUNGSRING DIN 471 40 | 10 17 158 1 | 767 | 1 | 129 | 93 28 859 01 | MONTAGETEILE |
| SICHERUNGSRING DIN 471 5 | 10 17 158 5 | 454 | 1 | 128 | 93 28 858 01 | ROTOR |
| SICHERUNGSRING DIN 471 5 | 10 17 158 5 | 66 | 1 | 132 | 93 33 873 01 | PLANETENGETRIEBE |
| SICHERUNGSRING DIN 471 5 | 40 00 859 03 | 123 | 3 | 138 | 93 82 702 01 | WELLE |
| SICHERUNGSRING DIN 471 6 | 10 17 158 8 | 678 | 2 | 122 | 93 24 123 01 | ROTOR |
| SICHERUNGSRING DIN 471 6 | 42 80 122 01 | 8 | 3 | 131 | 93 33 873 01 | PLANETENGETRIEBE |
| SICHERUNGSRING DIN 471 6 | 10 17 158 9 | 723 | 1 | 124 | 93 24 124 01 | MONTAGETEILE |
| SICHERUNGSRING DIN 471 7 | 10 17 159 2 | 174 | 1 | 27 | 90 00 386 9 | WINDWERK |
| SICHERUNGSRING DIN 471 8 | 10 17 159 7 | 454 | 2 | 122 | 93 24 123 01 | ROTOR |
| SICHERUNGSRING DIN 472 13 | 42 81 039 01 | 18 | 1 | 4 | 10 00 622 7 | PLANETENGETRIEBE |
| SICHERUNGSRING DIN 472 14 | 42 81 041 01 | 724 | 1 | 124 | 93 24 124 01 | MONTAGETEILE |
| SICHERUNGSRING DIN 472 18 | 42 81 049 01 | 24 | 1 | 4 | 10 00 622 7 | PLANETENGETRIEBE |
| SICHERUNGSRING DIN 472 5 | 10 17 162 2 | 103 | 1 | 154 | 97 05 794 01 | RAD |
| SICHERUNGSRING DIN 472 6 | 10 17 162 5 | 328 | 1 | 47 | 90 80 031 5 | ROLLE |
| SICHERUNGSRING DIN 472 6 | 10 17 162 5 | 3 | 1 | 141 | 93 88 091 01 | SEILROLLE |
| SICHERUNGSRING DIN 472 7 | 10 17 162 8 | 175 | 1 | 117 | 93 19 635 01 | KATZFAHRWERK |
| SICHERUNGSRING DIN 472 8 | 10 17 163 0 | 67 | 1 | 132 | 93 33 873 01 | PLANETENGETRIEBE |
| SICHERUNGSRING DIN 472 8 | 10 17 163 1 | 324 | 2 | 47 | 90 80 031 5 | ROLLE |
| SICHERUNGSRING DIN 472 9 | 10 17 163 2 | 765 | 1 | 129 | 93 28 859 01 | MONTAGETEILE |
| SICHERUNGSSCHEIBE 10,5/1 | 42 29 913 | 188 | 2 | 117 | 93 19 635 01 | KATZFAHRWERK |
| SICHERUNGSSCHEIBE 13/18 | 42 39 112 01 | 303 | 4 | 66 | 90 80 282 4 | STEG |
| SICHERUNGSSCHEIBE 13/18 | 42 39 112 01 | 403 | 4 | 67 | 90 80 282 6 | PLATTFORM |
| SICHERUNGSSCHEIBE 13/18 | 42 39 112 01 | 116 | 8 | 68 | 90 80 284 2 | LAUFKATZE |
| SICHERUNGSSCHEIBE 13/18 | 42 39 112 01 | 207 | 6 | 70 | 90 80 285 6 | PLATTFORM |
| SICHERUNGSSCHEIBE 13/18 | 42 39 112 01 | 141 | 10 | 93 | 90 80 311 9 | DREHBUEHNE |
| SICHERUNGSSCHEIBE 13/18 | 42 39 112 01 | 503 | 4 | 97 | 90 80 317 1 | STEG |
| SICHERUNGSSCHEIBE 13/18 | 42 39 112 01 | 116 | 4 | 102 | 90 80 336 0 | PLATTFORM |
| SICHERUNGSSCHEIBE 13/18 | 42 39 112 01 | 142 | 4 | 117 | 93 19 635 01 | KATZFAHRWERK |
| SICHERUNGSSCHEIBE 13/18 | 42 39 112 01 | 162 | 6 | 117 | 93 19 635 01 | KATZFAHRWERK |
| SICHERUNGSSCHEIBE 13/18 | 42 39 112 01 | 757 | 4 | 124 | 93 24 124 01 | MONTAGETEILE |

26.5.2015

LE21035_150ecb8lit_etl_de

198

LIEBHERR

Alphabetischer Index
Alphabetical index

| Bezeichnung | Artikel | Pos. | Menge | Seite | Baugruppe | Bezeichnung |
|---------------------------|--------------|------|-------|-------|--------------|-----------------------|
| SICHERUNGSSCHEIBE 13/18 | 42 39 112 01 | 53 | 8 | 131 | 93 33 873 01 | PLANETENGETRIEBE |
| SICHERUNGSSCHEIBE 13/18 | 42 39 112 01 | 126 | 4 | 136 | 93 82 638 01 | GEHAEUSE |
| SICHERUNGSSCHEIBE 13/18 | 42 39 112 01 | 136 | 5 | 136 | 93 82 638 01 | GEHAEUSE |
| SICHERUNGSSCHEIBE 13/18 | 42 39 112 01 | 133 | 2 | 155 | 97 44 248 01 | VERBINDUNGSMATERIAL |
| SICHERUNGSSCHEIBE 15/22X | 10 00 491 2 | 623 | 3 | 94 | 90 80 312 5 | STROMABNEHMERBEFESTIG |
| SICHERUNGSSCHEIBE 17/24 | 42 39 116 01 | 142 | 6 | 26 | 90 00 386 9 | WINDWERK |
| SICHERUNGSSCHEIBE 17/24 | 42 39 116 01 | 147 | 2 | 26 | 90 00 386 9 | WINDWERK |
| SICHERUNGSSCHEIBE 17/24 | 42 39 116 01 | 159 | 6 | 27 | 90 00 386 9 | WINDWERK |
| SICHERUNGSSCHEIBE 17/24 | 42 39 116 01 | 605 | 2 | 94 | 90 80 312 5 | STROMABNEHMERBEFESTIG |
| SICHERUNGSSCHEIBE 17/24 | 42 39 116 01 | 707 | 4 | 124 | 93 24 124 01 | MONTAGETEILE |
| SICHERUNGSSCHEIBE 17/24 | 42 39 116 01 | 528 | 1 | 143 | 95 71 756 01 | SPANNVORRICHTUNG |
| SICHERUNGSSCHEIBE 21/30 | 42 39 120 01 | 415 | 1 | 23 | 90 00 337 1 | UNTERFLASCHE |
| SICHERUNGSSCHEIBE 21/30 | 42 39 120 01 | 715 | 6 | 24 | 90 00 337 1 | UNTERFLASCHE |
| SICHERUNGSSCHEIBE 21/30 | 42 39 120 01 | 129 | 12 | 93 | 90 80 311 9 | DREHBUEHNE |
| SICHERUNGSSCHEIBE 21/30 | 42 39 120 01 | 126 | 12 | 155 | 97 44 248 01 | VERBINDUNGSMATERIAL |
| SICHERUNGSSCHEIBE 25,6/36 | 42 39 124 01 | 120 | 1 | 98 | 90 80 317 6 | KABINENPODEST |
| SICHERUNGSSCHEIBE 4,3/7X1 | 42 39 104 01 | 822 | 2 | 124 | 93 24 124 01 | MONTAGETEILE |
| SICHERUNGSSCHEIBE 4,3/7X1 | 42 39 104 01 | 841 | 2 | 124 | 93 24 124 01 | MONTAGETEILE |
| SICHERUNGSSCHEIBE 4,3/7X1 | 42 39 104 01 | 841 | 2 | 129 | 93 28 859 01 | MONTAGETEILE |
| SICHERUNGSSCHEIBE 4,3/7X1 | 42 39 104 01 | 5 | 4 | 130 | 93 28 869 01 | FREMDLUEFTUNG |
| SICHERUNGSSCHEIBE 4,3/7X1 | 42 39 104 01 | 108 | 4 | 159 | 97 51 009 01 | STEUERLEITUNG |
| SICHERUNGSSCHEIBE 4,3/7X1 | 42 39 104 01 | 108 | 4 | 160 | 97 51 166 01 | STEUERLEITUNG |
| SICHERUNGSSCHEIBE 4,3/7X1 | 42 39 104 01 | 108 | 4 | 162 | 97 51 170 01 | STEUERLEITUNG |
| SICHERUNGSSCHEIBE 6,4/10 | 42 39 106 01 | 134 | 2 | 25 | 90 00 339 8 | LASTHAKEN |
| SICHERUNGSSCHEIBE 6,4/10 | 42 39 106 01 | 771 | 4 | 79 | 90 80 299 6 | ELEKTROINSTALLATION |
| SICHERUNGSSCHEIBE 6,4/10 | 42 39 106 01 | 33 | 2 | 88 | 90 80 307 8 | KATZSENSOR |
| SICHERUNGSSCHEIBE 6,4/10 | 42 39 106 01 | 31 | 4 | 91 | 90 80 311 4 | SENSOR |
| SICHERUNGSSCHEIBE 6,4/10 | 42 39 106 01 | 618 | 8 | 94 | 90 80 312 5 | STROMABNEHMERBEFESTIG |
| SICHERUNGSSCHEIBE 6,4/10 | 42 39 106 01 | 129 | 2 | 99 | 90 80 317 6 | KABINENPODEST |
| SICHERUNGSSCHEIBE 6,4/10 | 42 39 106 01 | 108 | 12 | 102 | 90 80 336 0 | PLATTFORM |
| SICHERUNGSSCHEIBE 6,4/10 | 42 39 106 01 | 1695 | 4 | 110 | 90 80 367 6 | DISPLAY |
| SICHERUNGSSCHEIBE 6,4/10 | 42 39 106 01 | 905 | 2 | 115 | 90 80 643 2 | NACHRUESTSATZ |
| SICHERUNGSSCHEIBE 6,4/10 | 42 39 106 01 | 808 | 2 | 124 | 93 24 124 01 | MONTAGETEILE |
| SICHERUNGSSCHEIBE 6,4/10 | 42 39 106 01 | 872 | 4 | 124 | 93 24 124 01 | MONTAGETEILE |
| SICHERUNGSSCHEIBE 6,4/10 | 42 39 106 01 | 812 | 4 | 129 | 93 28 859 01 | MONTAGETEILE |
| SICHERUNGSSCHEIBE 6,4/10 | 42 39 106 01 | 872 | 4 | 129 | 93 28 859 01 | MONTAGETEILE |
| SICHERUNGSSCHEIBE 6,4/10 | 42 39 106 01 | 121 | 8 | 146 | 96 96 482 01 | KUD-AUFLAGE |
| SICHERUNGSSCHEIBE 6,4/10 | 42 39 106 01 | 322 | 4 | 151 | 96 99 582 01 | MOTOR |
| SICHERUNGSSCHEIBE 8,4/13 | 42 39 108 01 | 198 | 0 | 28 | 90 00 386 9 | WINDWERK |
| SICHERUNGSSCHEIBE 8,4/13 | 42 39 108 01 | 103 | 4 | 31 | 90 03 019 0 | GERAETEPLATTE |
| SICHERUNGSSCHEIBE 8,4/13 | 42 39 108 01 | 105 | 10 | 33 | 90 10 679 30 | KABELBEFESTIGUNG |
| SICHERUNGSSCHEIBE 8,4/13 | 42 39 108 01 | 203 | 6 | 36 | 90 11 109 30 | SCHILDERHALTER |
| SICHERUNGSSCHEIBE 8,4/13 | 42 39 108 01 | 448 | 4 | 42 | 90 11 763 30 | ZENTRALSCHMIERANLAGE |
| SICHERUNGSSCHEIBE 8,4/13 | 42 39 108 01 | 145 | 2 | 46 | 90 13 319 30 | KABELBEFESTIGUNG |
| SICHERUNGSSCHEIBE 8,4/13 | 42 39 108 01 | 333 | 1 | 47 | 90 80 031 5 | ROLLE |
| SICHERUNGSSCHEIBE 8,4/13 | 42 39 108 01 | 105 | 4 | 63 | 90 80 271 5 | AUSLEGERKOPFSTUECK |
| SICHERUNGSSCHEIBE 8,4/13 | 42 39 108 01 | 136 | 14 | 72 | 90 80 291 6 | GEGENAUSLEGER |
| SICHERUNGSSCHEIBE 8,4/13 | 42 39 108 01 | 33 | 3 | 87 | 90 80 307 7 | SENKTIEFENSSENSOR |
| SICHERUNGSSCHEIBE 8,4/13 | 42 39 108 01 | 38 | 3 | 88 | 90 80 307 8 | KATZSENSOR |
| SICHERUNGSSCHEIBE 8,4/13 | 42 39 108 01 | 122 | 4 | 93 | 90 80 311 9 | DREHBUEHNE |
| SICHERUNGSSCHEIBE 8,4/13 | 42 39 108 01 | 615 | 2 | 94 | 90 80 312 5 | STROMABNEHMERBEFESTIG |
| SICHERUNGSSCHEIBE 8,4/13 | 42 39 108 01 | 217 | 8 | 105 | 90 80 339 8 | TURMSCHILDER |
| SICHERUNGSSCHEIBE 8,4/13 | 42 39 108 01 | 31 | 3 | 120 | 93 23 524 01 | WINDFREISTELLUNG |
| SICHERUNGSSCHEIBE 8,4/13 | 42 39 108 01 | 792 | 4 | 124 | 93 24 124 01 | MONTAGETEILE |
| SICHERUNGSSCHEIBE 8,4/13 | 42 39 108 01 | 813 | 4 | 124 | 93 24 124 01 | MONTAGETEILE |
| SICHERUNGSSCHEIBE 8,4/13 | 42 39 108 01 | 902 | 4 | 125 | 93 24 124 01 | MONTAGETEILE |
| SICHERUNGSSCHEIBE 8,4/13 | 42 39 108 01 | 757 | 4 | 129 | 93 28 859 01 | MONTAGETEILE |
| SICHERUNGSSCHEIBE 8,4/13 | 42 39 108 01 | 527 | 1 | 143 | 95 71 756 01 | SPANNVORRICHTUNG |
| SICHERUNGSSCHEIBE 8,4/13 | 42 39 108 01 | 127 | 2 | 146 | 96 96 482 01 | KUD-AUFLAGE |
| SICHERUNGSSCHEIBE VS 10 Z | 42 39 110 01 | 177 | 4 | 27 | 90 00 386 9 | WINDWERK |

26.5.2015

LE21035_150ecb8lit_etl_de

199

LIEBHERR

Alphabetischer Index
Alphabetical index

| Bezeichnung | Artikel | Pos. | Menge | Seite | Baugruppe | Bezeichnung |
|------------------------------|--------------|------|-------|-------|--------------|------------------------|
| SICHERUNGSSCHEIBE VS 10 Z | 42 39 110 01 | 107 | 2 | 38 | 90 11 597 30 | WINDMESS-UND WINDWARNA |
| SICHERUNGSSCHEIBE VS 10 Z | 42 39 110 01 | 114 | 4 | 63 | 90 80 271 5 | AUSLEGERKOPFSTUECK |
| SICHERUNGSSCHEIBE VS 10 Z | 42 39 110 01 | 122 | 4 | 64 | 90 80 276 1 | AUSLEGERANLENKSTUECK |
| SICHERUNGSSCHEIBE VS 10 Z | 42 39 110 01 | 127 | 8 | 68 | 90 80 284 2 | LAUFKATZE |
| SICHERUNGSSCHEIBE VS 10 Z | 42 39 110 01 | 154 | 4 | 82 | 90 80 305 4 | SCHUTZ |
| SICHERUNGSSCHEIBE VS 10 Z | 42 39 110 01 | 612 | 11 | 94 | 90 80 312 5 | STROMABNEHMERBEFESTIG |
| SICHERUNGSSCHEIBE VS 10 Z | 42 39 110 01 | 124 | 2 | 96 | 90 80 314 8 | BOLZEN |
| SICHERUNGSSCHEIBE VS 10 Z | 42 39 110 01 | 107 | 16 | 98 | 90 80 317 6 | KABINENPODEST |
| SICHERUNGSSCHEIBE VS 10 Z | 42 39 110 01 | 120 | 12 | 102 | 90 80 336 0 | PLATTFORM |
| SICHERUNGSSCHEIBE VS 10 Z | 42 39 110 01 | 843 | 4 | 124 | 93 24 124 01 | MONTAGETEILE |
| SICHERUNGSSCHEIBE VS 10 Z | 42 39 110 01 | 519 | 2 | 143 | 95 71 756 01 | SPANNVORRICHTUNG |
| SICHERUNGSSCHEIBE VS 10 Z | 42 39 110 01 | 148 | 2 | 156 | 97 50 268 01 | HALTERUNG |
| SICHERUNGSSCHEIBE VS 5 | 42 39 105 01 | 621 | 8 | 77 | 90 80 299 4 | ELEKTROINSTALLATION |
| SICHERUNGSSCHEIBE VS 5 | 42 39 105 01 | 654 | 4 | 114 | 90 80 608 5 | SCHUTZ |
| SICHERUNGSSCHEIBE VS 5 | 42 39 105 01 | 10 | 4 | 120 | 93 23 524 01 | WINDFREISTELLUNG |
| SICHERUNGSSCHEIBE VS 5 | 42 39 105 01 | 35 | 3 | 120 | 93 23 524 01 | WINDFREISTELLUNG |
| SICHERUNGSSCHEIBE VS 5 | 42 39 105 01 | 837 | 2 | 124 | 93 24 124 01 | MONTAGETEILE |
| SICHERUNGSSCHEIBE VS 5 | 42 39 105 01 | 877 | 4 | 124 | 93 24 124 01 | MONTAGETEILE |
| SICHERUNGSSCHEIBE VS 5 | 42 39 105 01 | 892 | 8 | 125 | 93 24 124 01 | MONTAGETEILE |
| SICHERUNGSSCHEIBE VS 5 | 42 39 105 01 | 7 | 4 | 130 | 93 28 869 01 | FREMDLUEFTUNG |
| SICHERUNGSSCHEIBE VS 5 | 42 39 105 01 | 140 | 0 | 146 | 96 96 482 01 | KUD-AUFLAGE |
| SICHERUNGSSEIL AUSLEGER | 90 80 307 5 | 370 | 1 | 1 | 15 0E CB_0 | |
| SIGNALLAMPE ROT 24V | 10 00 635 2 | 34 | 1 | 13 | 10 16 781 8 | STEUERSTAND |
| SITZ | 77 41 038 01 | 1 | 1 | 13 | 10 16 781 8 | STEUERSTAND |
| SITZBEZUG | 10 41 279 8 | 27 | 1 | 49 | 90 80 049 9 | KABINE |
| SOCKELGEHAEUSE HAN 10B | 10 03 263 6 | 50 | 1 | 145 | 96 95 855 01 | SCHALTUNG |
| SOCKELGEHAEUSE HAN 16B | 60 56 182 08 | 616 | 1 | 77 | 90 80 299 4 | ELEKTROINSTALLATION |
| SOCKELGEHAEUSE HAN 16B | 10 03 222 8 | 603 | 1 | 77 | 90 80 299 4 | ELEKTROINSTALLATION |
| SONNENRAD 67 022 3000 25 0 | 94 42 842 03 | 101 | 1 | 137 | 93 82 699 01 | WELLE |
| SONNENRAD 68 927 4000 31 0 | 93 33 857 01 | 31 | 1 | 131 | 93 33 873 01 | PLANETENGETRIEBE |
| SONNENRAD GET140AZ401-1 | 93 82 703 01 | 101 | 1 | 138 | 93 82 702 01 | WELLE |
| SONNENRAD GET140AZ402-1 | 93 82 755 01 | 101 | 1 | 139 | 93 82 811 01 | WELLE |
| SONNENRAD M=4 Z=18 68 734 | 92 76 402 01 | 25 | 1 | 131 | 93 33 873 01 | PLANETENGETRIEBE |
| SPANNBACKE 20X30X92 C157. | 90 07 546 30 | 161 | 1 | 68 | 90 80 284 2 | LAUFKATZE |
| SPANNSTIFT ISO 8752 12X100 | 43 20 161 01 | 323 | 1 | 47 | 90 80 031 5 | ROLLE |
| SPANNSTIFT ISO 8752 3X20 S | 43 20 006 01 | 196 | 0 | 28 | 90 00 386 9 | WINDWERK |
| SPANNSTIFT ISO 8752 3X20 S | 43 20 006 01 | 5 | 1 | 120 | 93 23 524 01 | WINDFREISTELLUNG |
| SPANNSTIFT ISO 8752 6X50 S | 43 20 067 01 | 109 | 1 | 57 | 90 80 233 4 | AUSLEGERZWISCHENSTUEC |
| SPANNSTIFT ISO 8752 6X50 S | 43 20 067 01 | 113 | 1 | 63 | 90 80 271 5 | AUSLEGERKOPFSTUECK |
| SPANNVORRICHTUNG C041.00 | 95 71 756 01 | 200 | 1 | 69 | 90 80 284 2 | LAUFKATZE |
| SPERRKLINKE C001.000-661.5 | 90 62 683 01 | 521 | 1 | 143 | 95 71 756 01 | SPANNVORRICHTUNG |
| SPERRZAHNSCHRAUBE M8X3 | 10 16 926 4 | 90 | 2 | 30 | 90 03 019 0 | GERAETEPLATTE |
| SPERRZAHNSCHRAUBE M8X3 | 10 16 926 4 | 88 | 2 | 145 | 96 95 855 01 | SCHALTUNG |
| SPIRALBAND A 12 | 11 60 040 3 | 138 | 0.5m | 84 | 90 80 306 7 | E-INST. FUEHRERHAUS |
| SPLINT ISO 1234 1,6X14 ST A3 | 43 30 016 01 | 19 | 2 | 120 | 93 23 524 01 | WINDFREISTELLUNG |
| SPLINT ISO 1234 10X100 ST A3 | 43 30 106 01 | 104 | 2 | 56 | 90 80 228 7 | AUSLEGERZWISCHENSTUEC |
| SPLINT ISO 1234 10X100 ST A3 | 43 30 106 01 | 104 | 1 | 57 | 90 80 233 4 | AUSLEGERZWISCHENSTUEC |
| SPLINT ISO 1234 10X100 ST A3 | 43 30 106 01 | 102 | 2 | 58 | 90 80 240 1 | AUSLEGERZWISCHENSTUEC |
| SPLINT ISO 1234 10X100 ST A3 | 43 30 106 01 | 103 | 2 | 59 | 90 80 243 4 | AUSLEGERZWISCHENSTUEC |
| SPLINT ISO 1234 10X100 ST A3 | 43 30 106 01 | 103 | 2 | 60 | 90 80 257 1 | AUSLEGERZWISCHENSTUEC |
| SPLINT ISO 1234 10X100 ST A3 | 43 30 106 01 | 103 | 2 | 61 | 90 80 262 1 | AUSLEGERZWISCHENSTUEC |
| SPLINT ISO 1234 10X100 ST A3 | 43 30 106 01 | 103 | 2 | 62 | 90 80 267 9 | AUSLEGERZWISCHENSTUEC |
| SPLINT ISO 1234 10X100 ST A3 | 43 30 106 01 | 107 | 2 | 64 | 90 80 276 1 | AUSLEGERANLENKSTUECK |
| SPLINT ISO 1234 10X80 ST A3 | 43 30 103 01 | 119 | 8 | 72 | 90 80 291 6 | GEGENAUSLEGER |
| SPLINT ISO 1234 10X80 ST A3 | 43 30 103 01 | 107 | 4 | 93 | 90 80 311 9 | DREHBUEHNE |
| SPLINT ISO 1234 10X90 ST A3 | 43 30 105 01 | 208 | 2 | 37 | 90 11 477 30 | AUSLEGERAUFHAENGUNG |
| SPLINT ISO 1234 10X90 ST A3 | 43 30 105 01 | 127 | 10 | 72 | 90 80 291 6 | GEGENAUSLEGER |
| SPLINT ISO 1234 13X112 ST A3 | 43 30 110 01 | 102 | 2 | 64 | 90 80 276 1 | AUSLEGERANLENKSTUECK |
| SPLINT ISO 1234 13X112 ST A3 | 43 30 110 01 | 123 | 2 | 72 | 90 80 291 6 | GEGENAUSLEGER |
| SPLINT ISO 1234 13X140 ST A3 | 43 30 113 01 | 127 | 2 | 93 | 90 80 311 9 | DREHBUEHNE |

26.5.2015

LE21035_150ecb8lit_etl_de

200

LIEBHERRAlphabetischer Index
Alphabetical index

| Bezeichnung | Artikel | Pos. | Menge | Seite | Baugruppe | Bezeichnung |
|------------------------------|--------------|------|-------|-------|--------------|-----------------------|
| SPLINT ISO 1234 2X14 ST A3C | 43 30 019 01 | 110 | 2 | 57 | 90 80 233 4 | AUSLEGERZWISCHENSTUEC |
| SPLINT ISO 1234 3,2X20 ST A3 | 43 30 034 01 | 138 | 2 | 65 | 90 80 276 1 | AUSLEGERANLENKSTUECK |
| SPLINT ISO 1234 4X32 ST A3C | 43 30 052 01 | 116 | 2 | 63 | 90 80 271 5 | AUSLEGERKOPFSTUECK |
| SPLINT ISO 1234 4X32 ST A3C | 43 30 052 01 | 109 | 4 | 64 | 90 80 276 1 | AUSLEGERANLENKSTUECK |
| SPLINT ISO 1234 4X32 ST A3C | 43 30 052 01 | 139 | 38 | 72 | 90 80 291 6 | GEGENAUSLEGER |
| SPLINT ISO 1234 4X32 ST A3C | 43 30 052 01 | 502 | 2 | 89 | 90 80 310 9 | SEILFLASCHE |
| SPLINT ISO 1234 4X32 ST A3C | 43 30 052 01 | 104 | 10 | 93 | 90 80 311 9 | DREHBUEHNE |
| SPLINT ISO 1234 4X32 ST A3C | 43 30 052 01 | 202 | 2 | 101 | 90 80 333 8 | ARBEITSBUEHNE |
| SPLINT ISO 1234 4X32 ST A3C | 43 30 052 01 | 202 | 2 | 104 | 90 80 336 5 | ARBEITSBUEHNE |
| SPLINT ISO 1234 6,3X40 ST A3 | 43 30 076 01 | 115 | 4 | 72 | 90 80 291 6 | GEGENAUSLEGER |
| SPLINT ISO 1234 6,3X40 ST A3 | 43 30 076 01 | 302 | 12 | 76 | 90 80 299 0 | PLATTFORM |
| SPLINT ISO 1234 6,3X50 ST A3 | 43 30 078 01 | 102 | 8 | 98 | 90 80 317 6 | KABINENPODEST |
| SPLINT ISO 1234 6,3X50 ST A3 | 43 30 078 01 | 102 | 8 | 102 | 90 80 336 0 | PLATTFORM |
| SPLINT ISO 1234 8X50 ST A3C | 43 30 088 01 | 121 | 8 | 64 | 90 80 276 1 | AUSLEGERANLENKSTUECK |
| SPLINT ISO 1234 8X56 ST A3C | 43 30 090 01 | 507 | 1 | 89 | 90 80 310 9 | SEILFLASCHE |
| SPLINT ISO 1234 8X71 ST A3C | 43 30 092 01 | 128 | 1 | 32 | 90 07 479 30 | DRALLFAENGER |
| SPLINT ISO 1234 8X71 ST A3C | 43 30 092 01 | 104 | 8 | 98 | 90 80 317 6 | KABINENPODEST |
| SPRENGRING WRE 90 | 74 74 525 01 | 6 | 2 | 153 | 97 02 890 01 | SEILROLLE |
| SPRENGRING WRE 90 | 74 74 525 01 | 6 | 2 | 163 | 99 10 240 01 | SEILROLLE |
| STATOR E12.0585X802/001 4P | 93 28 857 01 | 103 | 1 | 151 | 96 99 582 01 | MOTOR |
| STATOR E12.0880X802/001 4P | 97 59 126 01 | 103 | 1 | 118 | 93 23 058 01 | MOTOR |
| STECKDOSE 2P+E-10 16A 250 | 60 69 191 13 | 302 | 1 | 149 | 96 99 124 01 | E-INST. KLIMAAANLAGE |
| STECKER 4-POL 150A 400V | 10 16 787 4 | 717 | 1 | 79 | 90 80 299 6 | ELEKTROINSTALLATION |
| STECKER 500V 1-POL 910HM 9 | 60 56 421 01 | 20 | 1 | 111 | 90 80 371 6 | STEUERLEITUNG |
| STECKER BNC HF 1-POL 500V | 60 56 420 01 | 25 | 1 | 111 | 90 80 371 6 | STEUERLEITUNG |
| STECKER BNC-STECKER | 10 00 241 0 | 11 | 1 | 111 | 90 80 371 6 | STEUERLEITUNG |
| STECKER CANNON-STECKER | 60 50 340 01 | 1 | 1 | 11 | 10 16 773 8 | BUSLEITUNG |
| STECKER CANNON-STECKER | 60 50 340 01 | 103 | 1 | 112 | 90 80 402 2 | STEUERLEITUNG |
| STECKER CANNON-STECKER | 60 50 340 01 | 723 | 1 | 158 | 97 50 906 01 | STEUERLEITUNG |
| STECKER CANNON-STECKER | 60 50 340 01 | 103 | 1 | 159 | 97 51 009 01 | STEUERLEITUNG |
| STECKER CANNON-STECKER | 60 50 340 01 | 102 | 1 | 160 | 97 51 166 01 | STEUERLEITUNG |
| STECKER CANNON-STECKER | 60 50 340 01 | 102 | 1 | 162 | 97 51 170 01 | STEUERLEITUNG |
| STECKER CANNON-STECKER | 60 50 341 01 | 102 | 1 | 157 | 97 50 879 01 | DREHWINKELSENSOR |
| STECKEREINSATZ HAN 10E 1 | 60 51 034 01 | 122 | 1 | 83 | 90 80 306 7 | E-INST. FUEHRERHAUS |
| STECKEREINSATZ HAN 16B E | 63 70 052 01 | 617 | 1 | 77 | 90 80 299 4 | ELEKTROINSTALLATION |
| STECKEREINSATZ HAN 3A 3 | 60 56 160 14 | 311 | 1 | 43 | 90 11 770 30 | ELEKTROINSTALLATION |
| STECKEREINSATZ HAN 6B 6- | 60 56 138 01 | 118 | 1 | 83 | 90 80 306 7 | E-INST. FUEHRERHAUS |
| STECKVERBINDER | 10 04 048 1 | 30 | 1 | 30 | 90 03 019 0 | GERAETEPLATTE |
| STEG C063.070-711.720 | 90 11 067 30 | 720 | 1 | 72 | 90 80 291 6 | GEGENAUSLEGER |
| STEG C073.070-611.300 | 90 80 282 4 | 300 | 2 | 65 | 90 80 276 1 | AUSLEGERANLENKSTUECK |
| STEG C073.070-611.500 | 90 80 317 1 | 500 | 1 | 65 | 90 80 276 1 | AUSLEGERANLENKSTUECK |
| STEG C073.070-711.710 | 90 80 296 4 | 710 | 1 | 72 | 90 80 291 6 | GEGENAUSLEGER |
| STEUERHEBEL | 10 16 747 5 | 11 | 1 | 13 | 10 16 781 8 | STEUERSTAND |
| STEUERHEBEL | 64 01 513 01 | 12 | 1 | 13 | 10 16 781 8 | STEUERSTAND |
| STEUERLEITUNG 4017-10003 P | 97 58 510 01 | 60 | 1 | 30 | 90 03 019 0 | GERAETEPLATTE |
| STEUERLEITUNG 4017-10022 | 97 58 500 01 | 55 | 1 | 29 | 90 01 541 8 | GERAETEPLATTE |
| STEUERLEITUNG ELZ020GD00 | 97 50 906 01 | 20 | 1 | 87 | 90 80 307 7 | SENKTIEFENSSENSOR |
| STEUERLEITUNG ELZ050FZ00 | 97 51 009 01 | 20 | 1 | 90 | 90 80 311 3 | LASTSENSOR |
| STEUERLEITUNG ELZ050FZ05 | 97 51 166 01 | 1755 | 1 | 133 | 93 42 597 01 | WINDMESSER |
| STEUERLEITUNG ELZ050FZ05 | 97 51 170 01 | 20 | 1 | 91 | 90 80 311 4 | SENSOR |
| STEUERLEITUNG ELZ050FZ11 | 93 25 658 01 | 1756 | 1 | 133 | 93 42 597 01 | WINDMESSER |
| STEUERLEITUNG ELZ050FZ11 | 93 25 736 01 | 104 | 1 | 41 | 90 11 737 30 | DREHWINKELSENSOR |
| STEUERLEITUNG ELZ050FZ14 | 96 94 504 01 | 133 | 1 | 83 | 90 80 306 7 | E-INST. FUEHRERHAUS |
| STEUERLEITUNG ELZ050FZ14 | 96 95 901 01 | 70 | 1 | 145 | 96 95 855 01 | SCHALTUNG |
| STEUERLEITUNG ELZ050FZ15 | 96 95 902 01 | 75 | 1 | 145 | 96 95 855 01 | SCHALTUNG |
| STEUERLEITUNG ELZ120FZ00 | 90 01 541 9 | 65 | 1 | 30 | 90 03 019 0 | GERAETEPLATTE |
| STEUERLEITUNG ELZ120FZ00 | 90 01 571 9 | 67 | 1 | 30 | 90 03 019 0 | GERAETEPLATTE |
| STEUERLEITUNG ELZ300FZ12 | 90 80 402 2 | 20 | 2 | 88 | 90 80 307 8 | KATZSENSOR |
| STEUERLEITUNG ELZ300VZ13 | 90 80 371 6 | 132 | 1 | 83 | 90 80 306 7 | E-INST. FUEHRERHAUS |
| STEUERSTAND | 10 16 781 8 | 810 | 1 | 2 | 15 0E CB_0 | |

26.5.2015

LE21035_150ecb8lit_etl_de

201

LIEBHERRAlphabetischer Index
Alphabetical index

| Bezeichnung | Artikel | Pos. | Menge | Seite | Baugruppe | Bezeichnung |
|----------------------------------|--------------|------|-------|-------|--------------|-----------------------|
| STIFTEINSATZ HAN 16B HSB 6- | 60 56 108 01 | 606 | 1 | 77 | 90 80 299 4 | ELEKTROINSTALLATION |
| STIFTEINSATZ HAN E MODUL | 26 04 078 02 | 737 | 1 | 79 | 90 80 299 6 | ELEKTROINSTALLATION |
| STIFTEINSATZ HAN MODUL 12 | 60 56 645 01 | 741 | 1 | 79 | 90 80 299 6 | ELEKTROINSTALLATION |
| STIFTEINSATZ HAN MODUL 12 | 60 56 645 01 | 129 | 1 | 83 | 90 80 306 7 | E-INST. FUEHRERHAUS |
| STIFTEINSATZ HAN QUINTAX 4 | 60 56 641 01 | 740 | 1 | 79 | 90 80 299 6 | ELEKTROINSTALLATION |
| STIFTEINSATZ HAN QUINTAX 4 | 60 56 641 01 | 126 | 1 | 83 | 90 80 306 7 | E-INST. FUEHRERHAUS |
| STIFTKONTAKT 0,75mm ² | 60 56 654 01 | 128 | 4 | 83 | 90 80 306 7 | E-INST. FUEHRERHAUS |
| STIFTKONTAKT 1,75mm 1,5mm | 10 02 147 9 | 739 | 4 | 79 | 90 80 299 6 | ELEKTROINSTALLATION |
| STIFTKONTAKT 10A | 10 16 780 6 | 16 | 1 | 111 | 90 80 371 6 | STEUERLEITUNG |
| STIFTKONTAKT QUINTAX 4-PO | 10 16 787 1 | 738 | 1 | 79 | 90 80 299 6 | ELEKTROINSTALLATION |
| STIFTKONTAKT QUINTAX 4-PO | 10 16 787 1 | 127 | 1 | 83 | 90 80 306 7 | E-INST. FUEHRERHAUS |
| STIFTSCHRAUBE DIN 939 M12 | 40 68 347 01 | 145 | 4 | 136 | 93 82 638 01 | GEHAEUSE |
| STIFTSCHRAUBE DIN 939 M8X | 10 02 558 1 | 881 | 4 | 125 | 93 24 124 01 | MONTAGETEILE |
| STIFTSCHRAUBE DIN 939 M8X | 40 68 314 01 | 787 | 1 | 124 | 93 24 124 01 | MONTAGETEILE |
| STROMABNEHMERBEFESTIGU | 96 92 963 01 | 611 | 1 | 94 | 90 80 312 5 | STROMABNEHMERBEFESTIG |
| STROMABNEHMERBEFESTIGU | 90 80 312 5 | 600 | 1 | 93 | 90 80 311 9 | DREHBUEHNE |
| STUETZSCHEIBE 63X80X3 | 42 20 108 01 | 64 | 1 | 132 | 93 33 873 01 | PLANETENGETRIEBE |
| STUETZSCHEIBE DIN 988 30X | 10 17 363 2 | 107 | 2 | 57 | 90 80 233 4 | AUSLEGERZWISCHENSTUEC |
| STUETZSCHEIBE DIN 988 30X | 10 17 363 2 | 125 | 2 | 64 | 90 80 276 1 | AUSLEGERANLENKSTUECK |
| STUETZSCHEIBE DIN 988 65X | 42 20 133 01 | 722 | 1 | 124 | 93 24 124 01 | MONTAGETEILE |
| STUETZSCHEIBE DIN 988 85X1 | 42 20 110 01 | 420 | 2 | 122 | 93 24 123 01 | ROTOR |
| TASTER | 60 66 129 01 | 27 | 4 | 13 | 10 16 781 8 | STEUERSTAND |
| TASTER 1.100.010.010.104 | 63 21 112 01 | 3 | 1 | 22 | 64 01 513 01 | STEUERHEBEL |
| TASTER LEUCHTDRUCKTAST | 10 00 634 9 | 23 | 4 | 13 | 10 16 781 8 | STEUERSTAND |
| TASTER NOT-AUS | 60 66 126 01 | 15 | 1 | 13 | 10 16 781 8 | STEUERSTAND |
| TELLERFEDER DIN 2093 139X | 72 08 051 01 | 765 | 6 | 124 | 93 24 124 01 | MONTAGETEILE |
| TELLERSTOPFEN 14,5 NATUR | 77 90 284 01 | 796 | 4 | 124 | 93 24 124 01 | MONTAGETEILE |
| TELLERSTOPFEN 14,5 NATUR | 77 90 284 01 | 824 | 1 | 124 | 93 24 124 01 | MONTAGETEILE |
| TELLERSTOPFEN 14,5 NATUR | 77 90 284 01 | 324 | 2 | 151 | 96 99 582 01 | MOTOR |
| TELLERSTOPFEN 23 NATUR L | 77 90 281 01 | 795 | 4 | 124 | 93 24 124 01 | MONTAGETEILE |
| TELLERSTOPFEN 24 NATUR L | 77 90 289 01 | 323 | 2 | 151 | 96 99 582 01 | MOTOR |
| TEMPERATURKONTAKT | 61 51 155 01 | 4 | 1 | 20 | 61 53 070 01 | KABINENHEIZUNG |
| TRAFO ELZ300BD003-000 | 90 80 348 0 | 570 | 1 | 2 | 15 0E CB_0 | |
| TRAGF.SCHILDER 2R-8T C073. | 90 80 352 9 | 422 | 1 | 1 | 15 0E CB_0 | |
| TRAGLASTSCHILD 1500 SLD25 | 90 07 187 30 | 101 | 1 | 108 | 90 80 352 9 | TRAGF.SCHILDER |
| TRAGLASTSCHILD 2600 SLD25 | 90 11 545 30 | 103 | 1 | 108 | 90 80 352 9 | TRAGF.SCHILDER |
| TRAGLASTSCHILD 3300 SLD25 | 90 11 551 30 | 105 | 1 | 108 | 90 80 352 9 | TRAGF.SCHILDER |
| TRAGLASTSCHILD 3950 SLD25 | 90 80 352 8 | 106 | 1 | 108 | 90 80 352 9 | TRAGF.SCHILDER |
| TRAGLASTSCHILD 4650 SLD25 | 90 11 559 30 | 107 | 1 | 108 | 90 80 352 9 | TRAGF.SCHILDER |
| TRAGLASTSCHILD 5550 SLD25 | 90 80 353 1 | 108 | 1 | 108 | 90 80 352 9 | TRAGF.SCHILDER |
| TRAGLASTSCHILD 7000 SLD2 | 90 80 353 2 | 109 | 1 | 108 | 90 80 352 9 | TRAGF.SCHILDER |
| TRAGLASTSCHILD 70X150 SL | 93 93 887 01 | 911 | 1 | 24 | 90 00 337 1 | UNTERFLASCHE |
| TRAGLASTSCHILD 8000 SLD2 | 90 80 044 0 | 110 | 1 | 108 | 90 80 352 9 | TRAGF.SCHILDER |
| TRAGLASTSCHILD C073.070- | 90 80 331 9 | 201 | 1 | 105 | 90 80 339 8 | TURMSCHILDER |
| TRAGLASTSCHILD C073.070- | 90 80 332 0 | 101 | 1 | 106 | 90 80 340 2 | TURMSCHILDER |
| TRAGLASTSCHILD SLD25.55L | 90 07 252 30 | 102 | 1 | 108 | 90 80 352 9 | TRAGF.SCHILDER |
| TRAGROHR | 10 02 188 9 | 21 | 1 | 4 | 10 00 622 7 | PLANETENGETRIEBE |
| TRAGSCHIENE | 26 30 549 02 | 35 | 0.12m | 30 | 90 03 019 0 | GERAETEPLATTE |
| TRAGSCHIENE | 26 30 549 02 | 40 | 0.38m | 145 | 96 95 855 01 | SCHALTUNG |
| TUELLENGEHAEUSE HAN 10B | 10 11 249 2 | 120 | 2 | 83 | 90 80 306 7 | E-INST. FUEHRERHAUS |
| TUELLENGEHAEUSE HAN 3A N | 10 02 123 6 | 308 | 1 | 43 | 90 11 770 30 | ELEKTROINSTALLATION |
| TUELLENGEHAEUSE HAN 6B | 10 02 121 0 | 117 | 1 | 83 | 90 80 306 7 | E-INST. FUEHRERHAUS |
| TUER | 10 41 326 4 | 28 | 1 | 49 | 90 80 049 9 | KABINE |
| TUERKNOPF | 10 41 326 0 | 18 | 1 | 48 | 90 80 049 9 | KABINE |
| TURMSCHILDER C073.070-851. | 90 80 339 8 | 401 | 1 | 1 | 15 0E CB_0 | |
| TURMSCHILDER C073.070-851. | 90 80 340 2 | 210 | 1 | 105 | 90 80 339 8 | TURMSCHILDER |
| TYPENSCHILD 4005-51365 | 96 95 934 01 | 71 | 1 | 145 | 96 95 855 01 | SCHALTUNG |
| TYPENSCHILD 4005-51871 | 90 01 542 1 | 15 | 1 | 30 | 90 03 019 0 | GERAETEPLATTE |
| TYPENSCHILD SLD11.21TU02 | 77 31 527 01 | 117 | 1 | 93 | 90 80 311 9 | DREHBUEHNE |
| TYPENSCHILD SLD11.21TU02 | 77 31 527 01 | 107 | 1 | 106 | 90 80 340 2 | TURMSCHILDER |

26.5.2015

LE21035_150ecb8lit_etl_de

202

LIEBHERRAlphabetischer Index
Alphabetical index

| Bezeichnung | Artikel | Pos. | Menge | Seite | Baugruppe | Bezeichnung |
|---------------------------|--------------|------|-------|-------|--------------|------------------------|
| UNIVERSALENDKLAMMER | 63 61 096 01 | 63 | 3 | 145 | 96 95 855 01 | SCHALTUNG |
| UNIVERSALZANGE DIN 5244 | 79 00 315 01 | 103 | 1 | 55 | 90 80 214 0 | WERKZEUGE |
| UNTERFLASCHE LAH080ET01 | 90 00 337 1 | 251 | 1 | 1 | 15 0E CB_0 | |
| UNTERTEIL LED GRUEN 120V | 10 02 274 0 | 112 | 1 | 83 | 90 80 306 7 | E-INST. FUEHRERHAUS |
| V-RING 350 NBR,60 SHORE A | 71 09 087 01 | 69 | 1 | 132 | 93 33 873 01 | PLANETENGETRIEBE |
| VERBINDUNGSMATERIAL C06 | 96 96 516 01 | 200 | 1 | 147 | 96 96 515 01 | KUD-AUFLAGE |
| VERBINDUNGSMATERIAL DR | 97 44 248 01 | 710 | 1 | 150 | 96 99 471 01 | DREHWERK |
| VERRIEGELUNG LAH080ET01 | 90 03 929 3 | 800 | 0 | 24 | 90 00 337 1 | UNTERFLASCHE |
| VERSCHLUSSDECKEL 68 734 | 92 76 408 01 | 50 | 1 | 131 | 93 33 873 01 | PLANETENGETRIEBE |
| VERSCHLUSSKAPPE CANNO | 60 56 505 01 | 41 | 1 | 88 | 90 80 307 8 | KATZSENSOR |
| VERSCHLUSSSCHRAUBE 018 | 47 75 100 01 | 11 | 1 | 4 | 10 00 622 7 | PLANETENGETRIEBE |
| VERSCHLUSSSCHRAUBE AM 1 | 50 28 193 01 | 10 | 2 | 4 | 10 00 622 7 | PLANETENGETRIEBE |
| VERSCHLUSSSCHRAUBE VSTI | 47 75 105 01 | 125 | 1 | 26 | 90 00 386 9 | WINDWERK |
| VERSCHLUSSSCHRAUBE VSTI | 47 75 105 01 | 126 | 1 | 117 | 93 19 635 01 | KATZFAHRWERK |
| VERSCHLUSSSCHRAUBE VSTI | 47 75 104 01 | 129 | 2 | 26 | 90 00 386 9 | WINDWERK |
| VERSCHLUSSSCHRAUBE VST | 73 61 961 | 129 | 2 | 117 | 93 19 635 01 | KATZFAHRWERK |
| VERSCHLUSSSCHRAUBE VST | 73 61 961 | 122 | 2 | 140 | 93 82 846 01 | ABTRIEB |
| VERSCHLUSSSCHRAUBE VSTI | 47 75 115 01 | 128 | 1 | 136 | 93 82 638 01 | GEHAEUSE |
| VERSCHLUSSSTOPFEN | 73 63 016 | 130 | 3 | 136 | 93 82 638 01 | GEHAEUSE |
| VERSCHLUSSSTOPFEN | 77 90 164 01 | 129 | 3 | 136 | 93 82 638 01 | GEHAEUSE |
| VERSCHLUSSSTOPFEN | 77 90 199 01 | 412 | 2 | 34 | 90 11 020 30 | GELAENDER |
| VERSCHLUSSSTOPFEN | 77 90 199 01 | 422 | 2 | 35 | 90 11 022 30 | GELAENDER |
| VERSCHLUSSSTOPFEN | 77 90 199 01 | 432 | 2 | 74 | 90 80 293 6 | GELAENDER |
| VERSCHLUSSSTOPFEN | 77 90 199 01 | 442 | 2 | 75 | 90 80 294 0 | GELAENDER |
| VERSCHLUSSSTOPFEN | 77 90 199 01 | 303 | 7 | 76 | 90 80 299 0 | PLATTFORM |
| VERSCHLUSSSTOPFEN | 77 90 199 01 | 121 | 9 | 98 | 90 80 317 6 | KABINENPODEST |
| VERSCHLUSSSTOPFEN | 77 90 199 01 | 126 | 3 | 102 | 90 80 336 0 | PLATTFORM |
| VERSCHLUSSSTOPFEN | 77 90 270 01 | 413 | 2 | 34 | 90 11 020 30 | GELAENDER |
| VERSCHLUSSSTOPFEN | 77 90 270 01 | 423 | 2 | 35 | 90 11 022 30 | GELAENDER |
| VERSCHLUSSSTOPFEN | 77 90 270 01 | 433 | 2 | 74 | 90 80 293 6 | GELAENDER |
| VERSCHLUSSSTOPFEN | 77 90 270 01 | 443 | 4 | 75 | 90 80 294 0 | GELAENDER |
| VERSCHLUSSSTOPFEN EP 6 | 77 90 271 01 | 123 | 1 | 32 | 90 07 479 30 | DRALLFAENGER |
| VERSCHRAUBUNG VSTI M14X | 73 63 125 | 125 | 2 | 117 | 93 19 635 01 | KATZFAHRWERK |
| VERSCHRAUBUNG WEDK 6 M1 | 47 55 510 01 | 411 | 5 | 42 | 90 11 763 30 | ZENTRALSCHMIERANLAGE |
| VERTEILER ELZ300VA000-000 | 90 80 414 0 | 721 | 1 | 79 | 90 80 299 6 | ELEKTROINSTALLATION |
| VORHAENGESCHLOSS 40mm | 88 52 515 08 | 116 | 1 | 52 | 90 80 162 7 | WERKZEUGKASTEN |
| WAHLSCHALTER | 63 25 202 01 | 18 | 1 | 13 | 10 16 781 8 | STEUERSTAND |
| WAHLSCHALTER | 63 25 203 01 | 19 | 1 | 13 | 10 16 781 8 | STEUERSTAND |
| WARNSCHILD 23,5mmX20mm | 63 80 009 01 | 40 | 2 | 107 | 90 80 348 0 | TRAFO |
| WARNSCHILD SLD12.20UH01 | 90 80 679 2 | 624 | 1 | 94 | 90 80 312 5 | STROMABNEHMERBEFESTIG |
| WASSERHAHN 2502 NEGRO | 90 07 271 30 | 22 | 1 | 48 | 90 80 049 9 | KABINE |
| WASSERTANK | 90 07 270 30 | 21 | 1 | 48 | 90 80 049 9 | KABINE |
| WELLE | 10 02 189 1 | 12 | 1 | 4 | 10 00 622 7 | PLANETENGETRIEBE |
| WELLE | 93 82 702 01 | 123 | 1 | 121 | 93 23 566 01 | GETRIEBE |
| WELLE GET140AZ401-122.000 | 93 82 699 01 | 122 | 1 | 121 | 93 23 566 01 | GETRIEBE |
| WELLE GET140AZ403-121.000 | 93 82 811 01 | 121 | 1 | 121 | 93 23 566 01 | GETRIEBE |
| WERKZEUGE C070.070-968.12 | 90 80 164 9 | 120 | 1 | 54 | 90 80 165 1 | WERKZEUGKASTEN |
| WERKZEUGE C070.070-968312 | 90 80 214 0 | 100 | 1 | 53 | 90 80 164 9 | WERKZEUGE |
| WERKZEUGKASTEN C070.070- | 90 80 165 1 | 904 | 1 | 2 | 15 0E CB_0 | |
| WERKZEUGKASTEN C070.070- | 90 80 162 7 | 110 | 1 | 54 | 90 80 165 1 | WERKZEUGKASTEN |
| WERKZEUGKASTEN C070.070- | 90 80 162 8 | 111 | 1 | 52 | 90 80 162 7 | WERKZEUGKASTEN |
| WINDFREISTELLUNG E21.050 | 93 23 524 01 | 970 | 1 | 151 | 96 99 582 01 | MOTOR |
| WINDMESS-UND WINDWARNA | 90 11 597 30 | 613 | 1 | 2 | 15 0E CB_0 | |
| WINDMESSER | 93 42 597 01 | 100 | 1 | 38 | 90 11 597 30 | WINDMESS-UND WINDWARNA |
| WINDWERK 6106X219X37KW | 90 00 386 9 | 513 | 1 | 2 | 15 0E CB_0 | |
| WINKEL | 10 03 991 2 | 8 | 1 | 15 | 10 16 885 4 | MAGNETTEIL |
| WINKEL+DREHZAHLAUFN. OP | 10 17 845 1 | 101 | 1 | 157 | 97 50 879 01 | DREHWINKELSENSOR |
| WISCHERARM | 10 41 275 5 | 10 | 1 | 48 | 90 80 049 9 | KABINE |
| WISCHERBLATT 600 | 10 41 275 6 | 11 | 1 | 48 | 90 80 049 9 | KABINE |
| WISCHERMOTOR | 10 41 275 8 | 12 | 1 | 48 | 90 80 049 9 | KABINE |

26.5.2015

LE21035_150ecb8lit_etl_de

203

LIEBHERRAlphabetischer Index
Alphabetical index

| Bezeichnung | Artikel | Pos. | Menge | Seite | Baugruppe | Bezeichnung |
|---------------------------|--------------|------|-------|-------|--------------|-----------------------|
| ZACKBAND PA | 63 61 840 01 | 314 | 8 | 43 | 90 11 770 30 | ELEKTROINSTALLATION |
| ZAHNRADSATZ | 10 02 189 7 | 2 | 1 | 4 | 10 00 622 7 | PLANETENGETRIEBE |
| ZAPFEN WIW250MZ401-440.15 | 93 22 502 01 | 153 | 1 | 27 | 90 00 386 9 | WINDWERK |
| ZENTRALBALLAST C150.003- | 95 60 274 01 | 31 | 4 | 1 | 15 0E CB_0 | |
| ZENTRALBALLAST C150.003-3 | 95 60 278 01 | 32 | 2 | 1 | 15 0E CB_0 | |
| ZENTRALSCHMIERANLAGE C | 90 11 763 30 | 650 | 1 | 2 | 15 0E CB_0 | |
| ZUGENTLASTUNGSSCHELLE | 60 27 025 01 | 141 | 1 | 46 | 90 13 319 30 | KABELBEFESTIGUNG |
| ZUGENTLASTUNGSSCHELLE | 60 27 025 01 | 129 | 1 | 146 | 96 96 482 01 | KUD-AUFLAGE |
| ZUGSTAB 40X272X1057 C073. | 90 80 305 0 | 411 | 2 | 93 | 90 80 311 9 | DREHBUEHNE |
| ZUGSTAB C073.070-411.311 | 90 80 304 0 | 311 | 1 | 93 | 90 80 311 9 | DREHBUEHNE |
| ZUGSTAB C073.070-711.511 | 90 80 300 1 | 511 | 2 | 72 | 90 80 291 6 | GEGENAUSLEGER |
| ZUSATZGEWICHT LAH063ET0 | 98 45 495 01 | 711 | 2 | 23 | 90 00 337 1 | UNTERFLASCHE |
| ZWISCHENSTUECK E00.0000X | 96 91 364 01 | 730 | 1 | 79 | 90 80 299 6 | ELEKTROINSTALLATION |
| ZYLINDERROLLE DIN 5402 14 | 74 70 061 01 | 17 | 114 | 131 | 93 33 873 01 | PLANETENGETRIEBE |
| ZYLINDERSCHRAUBE DIN 691 | 49 01 007 | 152 | 6 | 117 | 93 19 635 01 | KATZFAHRWERK |
| ZYLINDERSCHRAUBE DIN 798 | 40 00 789 | 124 | 2 | 146 | 96 96 482 01 | KUD-AUFLAGE |
| ZYLINDERSCHRAUBE ISO 476 | 40 42 118 01 | 52 | 8 | 131 | 93 33 873 01 | PLANETENGETRIEBE |
| ZYLINDERSCHRAUBE ISO 476 | 40 42 118 01 | 125 | 4 | 136 | 93 82 638 01 | GEHAEUSE |
| ZYLINDERSCHRAUBE ISO 476 | 40 42 120 08 | 113 | 9 | 117 | 93 19 635 01 | KATZFAHRWERK |
| ZYLINDERSCHRAUBE ISO 476 | 40 42 120 08 | 135 | 5 | 136 | 93 82 638 01 | GEHAEUSE |
| ZYLINDERSCHRAUBE ISO 47 | 40 02 732 | 155 | 32 | 27 | 90 00 386 9 | WINDWERK |
| ZYLINDERSCHRAUBE ISO 47 | 40 42 372 01 | 7 | 2 | 7 | 10 02 407 1 | MAGNETTEIL |
| ZYLINDERSCHRAUBE ISO 47 | 46 00 387 | 17 | 1 | 113 | 90 80 414 0 | VERTEILER |
| ZYLINDERSCHRAUBE ISO 47 | 40 42 062 | 774 | 8 | 79 | 90 80 299 6 | ELEKTROINSTALLATION |
| ZYLINDERSCHRAUBE ISO 47 | 46 00 079 | 57 | 6 | 132 | 93 33 873 01 | PLANETENGETRIEBE |
| ZYLINDERSCHRAUBE ISO 47 | 46 00 179 | 8 | 2 | 8 | 10 16 636 3 | HANDLUEFTUNG |
| ZYLINDERSCHRAUBE ISO 47 | 40 43 014 | 6 | 6 | 14 | 10 16 840 0 | BREMSE |
| ZYLINDERSCHRAUBE ISO 47 | 40 42 195 | 31 | 2 | 49 | 90 80 049 9 | KABINE |
| ZYLINDERSCHRAUBE ISO 47 | 46 00 239 | 32 | 2 | 49 | 90 80 049 9 | KABINE |
| ZYLINDERSCHRAUBE ISO 47 | 40 42 032 | 122 | 9 | 117 | 93 19 635 01 | KATZFAHRWERK |
| ZYLINDERSCHRAUBE ISO 476 | 46 00 169 | 756 | 4 | 124 | 93 24 124 01 | MONTAGETEILE |
| ZYLINDERSCHRAUBE ISO 47 | 40 43 181 01 | 21 | 24 | 131 | 93 33 873 01 | PLANETENGETRIEBE |
| ZYLINDERSCHRAUBE ISO 476 | 40 43 168 01 | 113 | 16 | 26 | 90 00 386 9 | WINDWERK |
| ZYLINDERSCHRAUBE ISO 476 | 40 43 207 | 122 | 14 | 26 | 90 00 386 9 | WINDWERK |
| ZYLINDERSCHRAUBE ISO 476 | 40 00 996 | 767 | 4 | 79 | 90 80 299 6 | ELEKTROINSTALLATION |
| ZYLINDERSCHRAUBE ISO 476 | 40 00 996 | 16 | 3 | 113 | 90 80 414 0 | VERTEILER |
| ZYLINDERSCHRAUBE ISO 476 | 40 00 996 | 840 | 2 | 124 | 93 24 124 01 | MONTAGETEILE |
| ZYLINDERSCHRAUBE ISO 476 | 46 00 337 | 39 | 4 | 88 | 90 80 307 8 | KATZSENSOR |
| ZYLINDERSCHRAUBE ISO 476 | 46 00 337 | 821 | 2 | 124 | 93 24 124 01 | MONTAGETEILE |
| ZYLINDERSCHRAUBE ISO 47 | 40 42 005 01 | 144 | 2 | 84 | 90 80 306 7 | E-INST. FUEHRERHAUS |
| ZYLINDERSCHRAUBE ISO 47 | 40 42 005 01 | 26 | 2 | 113 | 90 80 414 0 | VERTEILER |
| ZYLINDERSCHRAUBE ISO 47 | 40 42 002 01 | 9 | 2 | 15 | 10 16 885 4 | MAGNETTEIL |
| ZYLINDERSCHRAUBE ISO 47 | 40 42 002 01 | 840 | 2 | 129 | 93 28 859 01 | MONTAGETEILE |
| ZYLINDERSCHRAUBE ISO 47 | 40 42 002 01 | 4 | 4 | 130 | 93 28 869 01 | FREMDLUEFTUNG |
| ZYLINDERSCHRAUBE ISO 476 | 40 01 521 | 9 | 4 | 120 | 93 23 524 01 | WINDFREISTELLUNG |
| ZYLINDERSCHRAUBE ISO 476 | 40 01 521 | 34 | 3 | 120 | 93 23 524 01 | WINDFREISTELLUNG |
| ZYLINDERSCHRAUBE ISO 476 | 40 01 521 | 6 | 4 | 130 | 93 28 869 01 | FREMDLUEFTUNG |
| ZYLINDERSCHRAUBE ISO 476 | 46 35 142 | 620 | 8 | 77 | 90 80 299 4 | ELEKTROINSTALLATION |
| ZYLINDERSCHRAUBE ISO 476 | 40 00 899 | 836 | 2 | 124 | 93 24 124 01 | MONTAGETEILE |
| ZYLINDERSCHRAUBE ISO 476 | 40 42 027 01 | 139 | 0 | 146 | 96 96 482 01 | KUD-AUFLAGE |
| ZYLINDERSCHRAUBE ISO 476 | 46 00 050 | 807 | 2 | 124 | 93 24 124 01 | MONTAGETEILE |
| ZYLINDERSCHRAUBE ISO 476 | 46 00 050 | 871 | 4 | 129 | 93 28 859 01 | MONTAGETEILE |
| ZYLINDERSCHRAUBE ISO 476 | 46 00 049 | 617 | 8 | 94 | 90 80 312 5 | STROMABNEHMERBEFESTIG |
| ZYLINDERSCHRAUBE ISO 476 | 46 00 049 | 316 | 1 | 151 | 96 99 582 01 | MOTOR |
| ZYLINDERSCHRAUBE ISO 476 | 46 00 048 | 8 | 8 | 4 | 10 00 622 7 | PLANETENGETRIEBE |
| ZYLINDERSCHRAUBE ISO 476 | 46 00 048 | 133 | 2 | 25 | 90 00 339 8 | LASTHAKEN |
| ZYLINDERSCHRAUBE ISO 476 | 46 00 048 | 811 | 4 | 129 | 93 28 859 01 | MONTAGETEILE |
| ZYLINDERSCHRAUBE ISO 476 | 40 42 002 | 772 | 4 | 79 | 90 80 299 6 | ELEKTROINSTALLATION |
| ZYLINDERSCHRAUBE ISO 476 | 40 42 002 | 781 | 2 | 124 | 93 24 124 01 | MONTAGETEILE |
| ZYLINDERSCHRAUBE ISO 476 | 40 42 002 | 33 | 0 | 135 | 93 43 417 01 | FUNKFERNSTEUERUNG |

26.5.2015

LE21035_150ecb8lit_etl_de

204

LIEBHERRAlphabetischer Index
Alphabetical index

| Bezeichnung | Artikel | Pos. | Menge | Seite | Baugruppe | Bezeichnung |
|---------------------------|--------------|------|-------|-------|--------------|------------------------|
| ZYLINDERSCHRAUBE ISO 476 | 40 42 002 | 321 | 2 | 151 | 96 99 582 01 | MOTOR |
| ZYLINDERSCHRAUBE ISO 476 | 40 42 003 | 452 | 8 | 42 | 90 11 763 30 | ZENTRALSCHMIERANLAGE |
| ZYLINDERSCHRAUBE ISO 476 | 40 42 003 | 607 | 1 | 77 | 90 80 299 4 | ELEKTROINSTALLATION |
| ZYLINDERSCHRAUBE ISO 476 | 40 42 003 | 30 | 2 | 87 | 90 80 307 7 | SENKTIEFENSSENSOR |
| ZYLINDERSCHRAUBE ISO 476 | 40 42 106 | 143 | 2 | 84 | 90 80 306 7 | E-INST. FUEHRERHAUS |
| ZYLINDERSCHRAUBE ISO 476 | 40 42 106 | 132 | 2 | 146 | 96 96 482 01 | KUD-AUFLAGE |
| ZYLINDERSCHRAUBE ISO 476 | 46 00 384 | 111 | 1 | 38 | 90 11 597 30 | WINDMESS-UND WINDWARNA |
| ZYLINDERSCHRAUBE ISO 476 | 46 00 384 | 307 | 2 | 151 | 96 99 582 01 | MOTOR |
| ZYLINDERSCHRAUBE ISO 476 | 40 02 418 | 73 | 4 | 30 | 90 03 019 0 | GERAETEPLATTE |
| ZYLINDERSCHRAUBE ISO 476 | 40 02 418 | 123 | 4 | 102 | 90 80 336 0 | PLATTFORM |
| ZYLINDERSCHRAUBE ISO 476 | 40 02 418 | 25 | 2 | 120 | 93 23 524 01 | WINDFREISTELLUNG |
| ZYLINDERSCHRAUBE ISO 47 | 46 00 236 | 30 | 3 | 120 | 93 23 524 01 | WINDFREISTELLUNG |
| ZYLINDERSCHRAUBE ISO 476 | 49 01 176 | 794 | 2 | 124 | 93 24 124 01 | MONTAGETEILE |
| ZYLINDERSCHRAUBE ISO 47 | 10 09 759 2 | 732 | 4 | 79 | 90 80 299 6 | ELEKTROINSTALLATION |
| ZYLINDERSCHRAUBE ISO 476 | 46 00 175 | 791 | 2 | 124 | 93 24 124 01 | MONTAGETEILE |
| ZYLINDERSCHRAUBE ISO 476 | 40 01 620 | 203 | 2 | 40 | 90 11 600 30 | HALTEBUEGEL |
| ZYLINDERSCHRAUBE ISO 476 | 40 01 620 | 756 | 4 | 129 | 93 28 859 01 | MONTAGETEILE |
| ZYLINDERSCHRAUBE ISO 476 | 46 00 188 | 706 | 4 | 129 | 93 28 859 01 | MONTAGETEILE |
| ZYLINDERSTIFT WIW280JX416 | 99 45 620 01 | 160 | 1 | 27 | 90 00 386 9 | WINDWERK |

| Description | Item | Pos. | Quantity | Page | Assembly | Description |
|------------------------------|--------------|------|----------|------|--------------|--------------------------|
| 2R-8T C073.070-851.150 | 90 80 352 9 | 422 | 1 | 1 | 15 0E CB_0 | |
| 68 916 4000 55 0 | 93 26 175 01 | 55 | 1 | 131 | 93 33 873 01 | PLANETARY GEARBOX |
| C067.001-333.111 | 96 96 483 01 | 111 | 1 | 146 | 96 96 482 01 | SLEWING RING SUPPORT |
| WIW250MZ401-440.170 | 93 22 503 01 | 170 | 1 | 27 | 90 00 386 9 | WINCH |
| WIW250MZ402-440.120 GRUN | 93 25 917 01 | 120 | 1 | 26 | 90 00 386 9 | WINCH |
| ABSOLUTE VALUE TRANSDU | 64 20 200 01 | 14 | 2 | 10 | 10 16 747 5 | CONTROL LEVER / JOYSTICK |
| ABSOLUTE VALUE TRANSDU | 64 20 200 01 | 14 | 2 | 22 | 64 01 513 01 | CONTROL LEVER / JOYSTICK |
| ACCUMULATOR | 10 68 423 7 | 71 | 0 | 30 | 90 03 019 0 | DEVICE PLATE |
| ACTUATION ELEMENT | 63 21 640 01 | 1 | 1 | 18 | 60 66 126 01 | PUSH-BUTTON EMERGENCY S |
| ACTUATION ELEMENT | 63 21 641 01 | 1 | 1 | 17 | 26 39 459 02 | PUSH BUTTON |
| ACTUATION ELEMENT | 63 21 642 01 | 31 | 2 | 13 | 10 16 781 8 | CONTROL STAND |
| ACTUATION ELEMENT | 63 21 643 01 | 1 | 1 | 19 | 60 66 129 01 | PUSH-BUTTON |
| ACTUATION ELEMENT | 63 21 655 01 | 1 | 1 | 5 | 10 00 634 9 | PUSH-BUTTON |
| ADD-ON HOUSING HAN 24B N | 60 56 004 01 | 735 | 1 | 79 | 90 80 299 6 | ELECTRIC INSTALLATION |
| ADDITIONAL KIT C073.070-535. | 90 80 643 2 | 150 | 1 | 84 | 90 80 306 7 | ELECTRIC INSTALL. CABIN |
| ADDITIONAL WEIGHT LAH063E | 98 45 495 01 | 711 | 2 | 23 | 90 00 337 1 | BOTTOM HOOK BLOCK |
| ADHESIVE LABEL | 10 16 552 3 | 75 | 1 | 132 | 93 33 873 01 | PLANETARY GEARBOX |
| ADHESIVE LABEL 45mmX70mm | 10 16 552 4 | 194 | 1 | 28 | 90 00 386 9 | WINCH |
| ADHESIVE LABEL 45mmX70mm | 10 16 552 4 | 201 | 1 | 121 | 93 23 566 01 | GEARBOX |
| ADHESIVE LABEL 45mmX70mm | 10 16 552 4 | 860 | 1 | 124 | 93 24 124 01 | MOUNTING PARTS |
| ADHESIVE LABEL 45mmX70mm | 10 16 552 4 | 860 | 1 | 129 | 93 28 859 01 | MOUNTING PARTS |
| ADHESIVE LABEL 45mmX70mm | 10 16 552 4 | 810 | 1 | 150 | 96 99 471 01 | SLEWING GEAR |
| ADHESIVE SIGN SLS04.07BM0 | 90 80 633 7 | 146 | 1 | 84 | 90 80 306 7 | ELECTRIC INSTALL. CABIN |
| AIR CONDITIONING | 11 65 140 4 | 41 | 1 | 49 | 90 80 049 9 | CABIN |
| AIR GRILLE LEFT | 61 53 153 01 | 5 | 1 | 20 | 61 53 070 01 | CABIN HEATING |
| AIR GRILLE RIGHT | 61 53 154 01 | 6 | 1 | 20 | 61 53 070 01 | CABIN HEATING |
| AIR GUIDING PLATE E00.0340X | 93 26 197 01 | 885 | 1 | 125 | 93 24 124 01 | MOUNTING PARTS |
| ANEMOMETER | 93 42 597 01 | 100 | 1 | 38 | 90 11 597 30 | WIND WARNING UNIT |
| ANGLE | 10 03 991 2 | 8 | 1 | 15 | 10 16 885 4 | SOLENOID |
| ANGLE AND IMPULSE TRANSM | 10 17 845 1 | 101 | 1 | 157 | 97 50 879 01 | SLEWING ANGLE SENSOR |
| ANTENNA | 11 16 119 6 | 80 | 1 | 30 | 90 03 019 0 | DEVICE PLATE |
| ANTI-SLIP SURFACE | 10 53 172 1 | 138 | 1.4m | 93 | 90 80 311 9 | SLEWING PLATFORM |
| ANTI-SLIP SURFACE | 10 53 172 1 | 139 | 1.75m | 93 | 90 80 311 9 | SLEWING PLATFORM |
| ARM PADDING | 64 00 543 01 | 10 | 2 | 13 | 10 16 781 8 | CONTROL STAND |
| ARM SUPPORT | 64 00 533 01 | 9 | 2 | 13 | 10 16 781 8 | CONTROL STAND |
| ARMATURE DISK | 10 03 992 5 | 2 | 1 | 15 | 10 16 885 4 | SOLENOID |
| ARMATURE DISK BME45816-02 | 10 02 407 3 | 1 | 1 | 7 | 10 02 407 1 | SOLENOID |
| ARMOURED CONDUIT EN 500 | 10 01 093 4 | 31 | 0 | 135 | 93 43 417 01 | RADIO REMOTE CONTROL |
| ASH TRAY | 10 41 279 6 | 23 | 1 | 48 | 90 80 049 9 | CABIN |
| AUTOMATIC CIRCUIT BREAK | 10 16 771 0 | 306 | 1 | 43 | 90 11 770 30 | ELECTRIC INSTALLATION |
| AUTOMATIC CIRCUIT BREAKE | 60 44 363 01 | 35 | 1 | 145 | 96 95 855 01 | CONTROL |
| AUXILIARY SWITCH BLOCK S | 63 12 215 01 | 114 | 1 | 83 | 90 80 306 7 | ELECTRIC INSTALL. CABIN |
| AXIAL FACE SEAL | 10 02 189 2 | 25 | 1 | 4 | 10 00 622 7 | PLANETARY GEARBOX |
| AXLE C065.070-661.322 | 90 80 030 4 | 322 | 1 | 47 | 90 80 031 5 | ROLLER |
| AXLE FORM 200 55X100X80 E | 98 45 484 01 | 312 | 1 | 23 | 90 00 337 1 | BOTTOM HOOK BLOCK |
| AXLE HOLDER LN 4/2 6X40X80 | 99 70 402 01 | 112 | 2 | 64 | 90 80 276 1 | JIB PIVOTING SECTION |
| AXLE HOLDER LN 4/3 8X40X1 | 99 70 403 01 | 106 | 2 | 63 | 90 80 271 5 | JIB HEAD SECTION |
| AXLE HOLDER LN 4/3 8X40X1 | 99 70 403 01 | 114 | 4 | 68 | 90 80 284 2 | TROLLEY |
| AXLE HOLDER LN 4/3 8X40X1 | 99 70 403 01 | 114 | 2 | 93 | 90 80 311 9 | SLEWING PLATFORM |
| AXLE LN 46-3 30X90X60 F200 S | 99 93 047 01 | 110 | 1 | 64 | 90 80 276 1 | JIB PIVOTING SECTION |
| AXLE LN 46-3 55X120X82 F200 | 93 26 734 01 | 112 | 2 | 68 | 90 80 284 2 | TROLLEY |
| AXLE LN 46-3 55X120X82 F200 | 93 26 734 01 | 112 | 1 | 93 | 90 80 311 9 | SLEWING PLATFORM |
| BALL BEARING RATIO DISK 79 | 10 03 682 7 | 715 | 1 | 129 | 93 28 859 01 | MOUNTING PARTS |
| BASE 2X650X830 C063.070-85 | 90 11 316 30 | 111 | 1 | 106 | 90 80 340 2 | TOWER LABELS |
| BASE PART LED GRUEN 120V | 10 02 274 0 | 112 | 1 | 83 | 90 80 306 7 | ELECTRIC INSTALL. CABIN |
| BEARING | 74 66 932 01 | 5 | 1 | 163 | 99 10 240 01 | ROPE PULLEY |
| BEARING 4X250X420 C073.070- | 90 80 368 8 | 131 | 1 | 99 | 90 80 317 6 | CABIN PLATFORM |
| BEARING 55X90X46 | 10 16 990 2 | 5 | 1 | 153 | 97 02 890 01 | ROPE PULLEY |
| BEARING 6X346X1280 C073.07 | 90 80 300 4 | 112 | 1 | 72 | 90 80 291 6 | COUNTER JIB |
| BEARING 6X346X1280 C073.07 | 90 80 300 5 | 113 | 1 | 72 | 90 80 291 6 | COUNTER JIB |

26.5.2015

LE21035_150ecb8lit_etl_de

207

LIEBHERRAlphabetischer Index
Alphabetical index

| Description | Item | Pos. | Quantity | Page | Assembly | Description |
|------------------------------|--------------|------|----------|------|--------------|-------------------------|
| BEARING 8X102X254 C157.070- | 90 07 454 30 | 503 | 2 | 89 | 90 80 310 9 | PULLEY BLOCK |
| BEARING 8X80X735 C063.070- | 90 11 875 30 | 215 | 4 | 105 | 90 80 339 8 | TOWER LABELS |
| BEARING C062.070-851.150/2 | 90 11 110 30 | 210 | 1 | 36 | 90 11 109 30 | PLATE MOUNTING |
| BEARING COVER RING | 74 72 709 01 | 103 | 1 | 140 | 93 82 846 01 | POWER TAKE-OFF |
| BEARING COVER WIW250MZ | 93 22 504 01 | 175 | 1 | 27 | 90 00 386 9 | WINCH |
| BEARING ELZ301AK000-030 | 90 80 393 4 | 30 | 1 | 88 | 90 80 307 8 | TROLLEY SENSOR |
| BEARING FLANGE KAW160MZ | 93 85 952 01 | 160 | 1 | 117 | 93 19 635 01 | TROLLEY TRAVEL GEAR |
| BEARING OF SLEWING GEAR | 90 80 307 9 | 111 | 1 | 93 | 90 80 311 9 | SLEWING PLATFORM |
| BEARING RING 68 713 4200 15 | 92 76 017 01 | 15 | 1 | 131 | 93 33 873 01 | PLANETARY GEARBOX |
| BEARING SHIELD E12.0500X40 | 93 28 867 01 | 755 | 1 | 129 | 93 28 859 01 | MOUNTING PARTS |
| BEARING SHIELD E12.0800X4 | 93 24 130 01 | 755 | 1 | 124 | 93 24 124 01 | MOUNTING PARTS |
| BLANK COVER HAN-MODULA | 10 16 794 4 | 743 | 2 | 79 | 90 80 299 6 | ELECTRIC INSTALLATION |
| BLANKING PLUG | 73 63 016 | 130 | 3 | 136 | 93 82 638 01 | HOUSING |
| BLANKING PLUG | 77 90 164 01 | 129 | 3 | 136 | 93 82 638 01 | HOUSING |
| BLANKING PLUG | 77 90 199 01 | 412 | 2 | 34 | 90 11 020 30 | GUARD RAILING |
| BLANKING PLUG | 77 90 199 01 | 422 | 2 | 35 | 90 11 022 30 | GUARD RAILING |
| BLANKING PLUG | 77 90 199 01 | 432 | 2 | 74 | 90 80 293 6 | GUARD RAILING |
| BLANKING PLUG | 77 90 199 01 | 442 | 2 | 75 | 90 80 294 0 | GUARD RAILING |
| BLANKING PLUG | 77 90 199 01 | 303 | 7 | 76 | 90 80 299 0 | PLATFORM |
| BLANKING PLUG | 77 90 199 01 | 121 | 9 | 98 | 90 80 317 6 | CABIN PLATFORM |
| BLANKING PLUG | 77 90 199 01 | 126 | 3 | 102 | 90 80 336 0 | PLATFORM |
| BLANKING PLUG | 77 90 270 01 | 413 | 2 | 34 | 90 11 020 30 | GUARD RAILING |
| BLANKING PLUG | 77 90 270 01 | 423 | 2 | 35 | 90 11 022 30 | GUARD RAILING |
| BLANKING PLUG | 77 90 270 01 | 433 | 2 | 74 | 90 80 293 6 | GUARD RAILING |
| BLANKING PLUG | 77 90 270 01 | 443 | 4 | 75 | 90 80 294 0 | GUARD RAILING |
| BLANKING PLUG EP 620/GL76 | 77 90 271 01 | 123 | 1 | 32 | 90 07 479 30 | TWIST COMPENSATOR |
| BLIND | 10 29 650 6 | 16 | 2 | 48 | 90 80 049 9 | CABIN |
| BLIND PLUG | 26 45 196 02 | 37 | 4 | 13 | 10 16 781 8 | CONTROL STAND |
| BLIND RIVET TRAPEZKOPF 3, | 44 49 001 01 | 552 | 8 | 23 | 90 00 337 1 | BOTTOM HOOK BLOCK |
| BLIND RIVET TRAPEZKOPF 3, | 44 49 001 01 | 112 | 4 | 106 | 90 80 340 2 | TOWER LABELS |
| BOTTOM HOOK BLOCK LAH0 | 90 00 337 1 | 251 | 1 | 1 | 15 0E CB_0 | |
| BOW-TYPE CLAMP 40-46X23 | 60 20 162 01 | 141 | 2 | 84 | 90 80 306 7 | ELECTRIC INSTALL. CABIN |
| BOW-TYPE CLAMP 8-12X23 | 60 20 164 01 | 140 | 1 | 84 | 90 80 306 7 | ELECTRIC INSTALL. CABIN |
| BRACING TUBE | 10 02 188 9 | 21 | 1 | 4 | 10 00 622 7 | PLANETARY GEARBOX |
| BRAKE 100Nm -205V 71W | 10 16 927 4 | 960 | 1 | 151 | 96 99 582 01 | MOTOR |
| BRAKE 800Nm -103V 469W | 10 16 840 0 | 960 | 1 | 118 | 93 23 058 01 | MOTOR |
| BS HOUSING HAN 10B HOCH 8 | 10 03 263 6 | 50 | 1 | 145 | 96 95 855 01 | CONTROL |
| BS HOUSING HAN 16B HOCH | 60 56 182 08 | 616 | 1 | 77 | 90 80 299 4 | ELECTRIC INSTALLATION |
| BS HOUSING HAN 16B NIEDER | 10 03 222 8 | 603 | 1 | 77 | 90 80 299 4 | ELECTRIC INSTALLATION |
| BUILT-IN PLUG MIL-C 5015 STI | 10 02 764 5 | 15 | 1 | 113 | 90 80 414 0 | DISTRIBUTOR |
| BULKHEAD PIPE FITTING CAN | 60 27 346 01 | 3 | 1 | 11 | 10 16 773 8 | BUS LINE |
| BULKHEAD PIPE FITTING CAN | 60 27 346 01 | 36 | 1 | 88 | 90 80 307 8 | TROLLEY SENSOR |
| BULKHEAD PIPE FITTING CAN | 60 27 346 01 | 1757 | 1 | 133 | 93 42 597 01 | ANEMOMETER |
| BULKHEAD PIPE FITTING CAN | 60 27 346 01 | 106 | 1 | 159 | 97 51 009 01 | CONTROL LEAD |
| BULKHEAD PIPE FITTING CAN | 60 27 346 01 | 106 | 1 | 160 | 97 51 166 01 | CONTROL LEAD |
| BULKHEAD PIPE FITTING CAN | 60 27 346 01 | 106 | 1 | 162 | 97 51 170 01 | CONTROL LEAD |
| BULKHEAD PIPE FITTING CAN | 60 27 345 01 | 102 | 1 | 41 | 90 11 737 30 | SLEWING ANGLE SENSOR |
| BURDEN LOAD LABEL 1500 S | 90 07 187 30 | 101 | 1 | 108 | 90 80 352 9 | |
| BURDEN LOAD LABEL 2600 S | 90 11 545 30 | 103 | 1 | 108 | 90 80 352 9 | |
| BURDEN LOAD LABEL 3300 S | 90 11 551 30 | 105 | 1 | 108 | 90 80 352 9 | |
| BURDEN LOAD LABEL 3950 S | 90 80 352 8 | 106 | 1 | 108 | 90 80 352 9 | |
| BURDEN LOAD LABEL 4650 S | 90 11 559 30 | 107 | 1 | 108 | 90 80 352 9 | |
| BURDEN LOAD LABEL 5550 S | 90 80 353 1 | 108 | 1 | 108 | 90 80 352 9 | |
| BURDEN LOAD LABEL 7000 SL | 90 80 353 2 | 109 | 1 | 108 | 90 80 352 9 | |
| BURDEN LOAD LABEL 70X150 | 93 93 887 01 | 911 | 1 | 24 | 90 00 337 1 | BOTTOM HOOK BLOCK |
| BURDEN LOAD LABEL 8000 SL | 90 80 044 0 | 110 | 1 | 108 | 90 80 352 9 | |
| BURDEN LOAD LABEL C073.07 | 90 80 331 9 | 201 | 1 | 105 | 90 80 339 8 | TOWER LABELS |
| BURDEN LOAD LABEL C073.07 | 90 80 332 0 | 101 | 1 | 106 | 90 80 340 2 | TOWER LABELS |
| BURDEN LOAD LABEL SLD25.5 | 90 07 252 30 | 102 | 1 | 108 | 90 80 352 9 | |
| BUS LINE MIT STECKER | 10 16 773 8 | 58 | 1 | 13 | 10 16 781 8 | CONTROL STAND |

26.5.2015

LE21035_150ecb8lit_etl_de

208

LIEBHERRAlphabetischer Index
Alphabetical index

| Description | Item | Pos. | Quantity | Page | Assembly | Description |
|-----------------------------|--------------|------|----------|------|--------------|--------------------------|
| BUS MODULE | 10 00 198 0 | 52 | 1 | 13 | 10 16 781 8 | CONTROL STAND |
| BUS MODULE | 10 00 236 1 | 53 | 1 | 13 | 10 16 781 8 | CONTROL STAND |
| BUSHING 10X12X6 624 010 06 | 10 02 213 7 | 2 | 2 | 120 | 93 23 524 01 | FREE JIB SLEWING |
| BUSHING 30/34X20 | 70 43 168 01 | 171 | 2 | 117 | 93 19 635 01 | TROLLEY TRAVEL GEAR |
| BUSHING 30X34X40 B09 | 70 43 130 01 | 121 | 2 | 117 | 93 19 635 01 | TROLLEY TRAVEL GEAR |
| BUSHING 50/55X40 B09 | 70 43 131 01 | 121 | 2 | 26 | 90 00 386 9 | WINCH |
| BUSHING 50/55X40 B09 | 70 43 131 01 | 171 | 2 | 27 | 90 00 386 9 | WINCH |
| BUSHING 6X8X6 624 006 06 | 10 02 213 8 | 16 | 4 | 120 | 93 23 524 01 | FREE JIB SLEWING |
| BUTT STRAP 6X40X90 DRW180 | 97 44 238 01 | 131 | 2 | 155 | 97 44 248 01 | FASTENERS |
| BUTT STRAP C063.070-612.21 | 90 11 471 30 | 210 | 2 | 37 | 90 11 477 30 | JIB SUSPENSION |
| BUTT STRAP C065.070-411.71 | 90 11 827 30 | 106 | 4 | 93 | 90 80 311 9 | SLEWING PLATFORM |
| BUTT STRAP E00.0000X327/0 | 93 26 200 01 | 900 | 2 | 125 | 93 24 124 01 | MOUNTING PARTS |
| BUTT STRAP WIW250MZ402-4 | 93 26 058 01 | 145 | 1 | 26 | 90 00 386 9 | WINCH |
| BUTTON M 6 10.15020 | 50 28 526 01 | 6 | 1 | 16 | 10 16 927 4 | BRAKE |
| CABIN C062.073-535.000 COMF | 90 80 049 9 | 802 | 1 | 2 | 15 0E CB_0 | |
| CABIN HEATING | 61 53 070 01 | 43 | 1 | 13 | 10 16 781 8 | CONTROL STAND |
| CABIN PLATFORM C073.070-41 | 90 80 317 6 | 320 | 1 | 1 | 15 0E CB_0 | |
| CABIN PLATFORM C073.070-41 | 90 80 317 6 | 562 | 1 | 2 | 15 0E CB_0 | |
| CABIN PLATFORM C073.070-41 | 90 80 317 7 | 111 | 1 | 98 | 90 80 317 6 | CABIN PLATFORM |
| CABIN PLATFORM C073.070-41 | 90 80 368 7 | 311 | 1 | 99 | 90 80 317 6 | CABIN PLATFORM |
| CABLE | 60 03 743 01 | 15 | 5.3 | 111 | 90 80 371 6 | CONTROL LEAD |
| CABLE 5X1 | 26 01 663 02 | 38 | 6m | 49 | 90 80 049 9 | CABIN |
| CABLE ATTACHMENT C062.07 | 90 10 679 30 | 190 | 1 | 1 | 15 0E CB_0 | |
| CABLE ATTACHMENT C065.80 | 90 13 319 30 | 192 | 2 | 1 | 15 0E CB_0 | |
| CABLE ATTACHMENT C155.07 | 90 06 001 30 | 108 | 1 | 33 | 90 10 679 30 | CABLE ATTACHMENT |
| CABLE CHANNEL 300X60 ST | 60 15 007 05 | 113 | 0.85m | 102 | 90 80 336 0 | PLATFORM |
| CABLE CHANNEL 60X25/63X31/ | 60 14 055 08 | 40 | 0.14m | 30 | 90 03 019 0 | DEVICE PLATE |
| CABLE CHANNEL 60X25/63X31/ | 60 14 055 08 | 41 | 0.165m | 30 | 90 03 019 0 | DEVICE PLATE |
| CABLE CHANNEL 60X25/63X31/ | 60 14 055 08 | 42 | 0.165m | 30 | 90 03 019 0 | DEVICE PLATE |
| CABLE CHANNEL 60X40/63X46/ | 60 14 046 08 | 45 | 0.27m | 145 | 96 95 855 01 | CONTROL |
| CABLE GLAND M16X1,5/2-7 M | 60 24 409 01 | 336 | 3 | 151 | 96 99 582 01 | MOTOR |
| CABLE GLAND M16X1,5/4,5-10 | 60 24 401 01 | 725 | 2 | 79 | 90 80 299 6 | ELECTRIC INSTALLATION |
| CABLE GLAND M16X1,5/4,5-10 | 60 24 401 01 | 772 | 1 | 124 | 93 24 124 01 | MOUNTING PARTS |
| CABLE GLAND M16X1,5/4,5-10 | 60 24 401 01 | 335 | 1 | 151 | 96 99 582 01 | MOTOR |
| CABLE GLAND M16X1,5/4,5-9 M | 10 04 515 5 | 40 | 1 | 113 | 90 80 414 0 | DISTRIBUTOR |
| CABLE GLAND M20X1,5/7-13 M | 60 24 402 01 | 310 | 2 | 43 | 90 11 770 30 | ELECTRIC INSTALLATION |
| CABLE GLAND M20X1,5/7-13 M | 60 24 402 01 | 615 | 2 | 77 | 90 80 299 4 | ELECTRIC INSTALLATION |
| CABLE GLAND M20X1,5/7-13 M | 60 24 402 01 | 115 | 1 | 83 | 90 80 306 7 | ELECTRIC INSTALL. CABIN |
| CABLE GLAND M20X1,5/7-13 M | 60 24 402 01 | 119 | 2 | 83 | 90 80 306 7 | ELECTRIC INSTALL. CABIN |
| CABLE GLAND M25X1,5 MS | 10 17 847 0 | 41 | 1 | 29 | 90 01 541 8 | DEVICE PLATE |
| CABLE GLAND M25X1,5/9-16,5 | 10 04 515 7 | 605 | 2 | 77 | 90 80 299 4 | ELECTRIC INSTALLATION |
| CABLE GLAND M32X1,5 | 10 16 787 3 | 137 | 2 | 84 | 90 80 306 7 | ELECTRIC INSTALL. CABIN |
| CABLE HARNESS AIRE ACOND | 90 12 299 30 | 100 | 1 | 149 | 96 99 124 01 | E-INST. AIR-CONDITIONING |
| CABLE HARNESS ELZ300AF00 | 90 11 842 30 | 301 | 1 | 43 | 90 11 770 30 | ELECTRIC INSTALLATION |
| CABLE HARNESS ELZ311BT00 | 90 80 367 2 | 100 | 1 | 107 | 90 80 348 0 | TRANSFORMER |
| CABLE LOOM C073.870-721.70 | 90 80 299 7 | 700 | 1 | 79 | 90 80 299 6 | ELECTRIC INSTALLATION |
| CABLE LOOM ELZ300VZ000-10 | 90 80 306 8 | 100 | 1 | 83 | 90 80 306 7 | ELECTRIC INSTALL. CABIN |
| CABLE LUG DIN 46237 3-2,5 V | 62 01 581 | 761 | 1 | 79 | 90 80 299 6 | ELECTRIC INSTALLATION |
| CABLE LUG DIN 46237 5-1 E-C | 60 00 380 | 103 | 2 | 44 | 90 11 842 30 | CABLE HARNESS |
| CABLE PROTECTING HOSE 2 | 10 16 607 3 | 134 | 3m | 83 | 90 80 306 7 | ELECTRIC INSTALL. CABIN |
| CABLE SLEEVE | 10 00 242 0 | 10 | 1 | 111 | 90 80 371 6 | CONTROL LEAD |
| CABLE SLEEVE | 60 27 012 01 | 985 | 2 | 152 | 96 99 582 01 | MOTOR |
| CABLE TRACK | 63 81 100 01 | 124 | 0.48m | 98 | 90 80 317 6 | CABIN PLATFORM |
| CABLE TRACK | 63 81 100 01 | 104 | 0.75m | 102 | 90 80 336 0 | PLATFORM |
| CAM DISC | 10 04 543 6 | 8 | 2Set | 10 | 10 16 747 5 | CONTROL LEVER / JOYSTICK |
| CAM DISC | 10 04 543 6 | 8 | 2Set | 22 | 64 01 513 01 | CONTROL LEVER / JOYSTICK |
| CAP NUT DIN 986 M8 8 | 41 20 004 01 | 905 | 2 | 125 | 93 24 124 01 | MOUNTING PARTS |
| CARRIER RAIL | 26 30 549 02 | 35 | 0.12m | 30 | 90 03 019 0 | DEVICE PLATE |
| CARRIER RAIL | 26 30 549 02 | 40 | 0.38m | 145 | 96 95 855 01 | CONTROL |
| CENTRAL BALLAST C150.003- | 95 60 274 01 | 31 | 4 | 1 | 15 0E CB_0 | |

26.5.2015

LE21035_150ecb8lit_etl_de

209

LIEBHERRAlphabetischer Index
Alphabetical index

| Description | Item | Pos. | Quantity | Page | Assembly | Description |
|-----------------------------|--------------|------|----------|------|--------------|-------------------------|
| CENTRAL BALLAST C150.003-3 | 95 60 278 01 | 32 | 2 | 1 | 15 0E CB_0 | |
| CENTRAL LUBRICATING SYST | 90 11 763 30 | 650 | 1 | 2 | 15 0E CB_0 | |
| CLAMP | 60 20 793 01 | 122 | 2 | 102 | 90 80 336 0 | PLATFORM |
| CLAMP 50X95X120 96/65 C046. | 90 02 135 30 | 102 | 1 | 33 | 90 10 679 30 | CABLE ATTACHMENT |
| CLAMP DIN 3015-1 L 0 R 8 PP | 60 20 776 01 | 109 | 2 | 38 | 90 11 597 30 | WIND WARNING UNIT |
| CLAMP DIN 3015-1 L 0 R 8 PP | 60 20 776 01 | 31 | 4 | 87 | 90 80 307 7 | HOOK LEVEL SENSOR |
| CLAMP DIN 3015-1 L 0 R 8 PP | 60 20 776 01 | 35 | 4 | 88 | 90 80 307 8 | TROLLEY SENSOR |
| CLAMP DIN 3015-1 L 3 R 20 | 60 20 785 01 | 142 | 2 | 84 | 90 80 306 7 | ELECTRIC INSTALL. CABIN |
| CLAMP DIN 3015-1 L 3 R 20 | 60 20 785 01 | 131 | 1 | 146 | 96 96 482 01 | SLEWING RING SUPPORT |
| CLAMP DIN 3015-1 L 3 R 25 | 60 20 787 01 | 897 | 2 | 125 | 93 24 124 01 | MOUNTING PARTS |
| CLAMP-HALF DIN 3015-1 L 0 G | 60 20 078 08 | 630 | 2 | 77 | 90 80 299 4 | ELECTRIC INSTALLATION |
| CLAMP-HALF DIN 3015-1 L 0 R | 73 64 927 | 50 | 1 | 30 | 90 03 019 0 | DEVICE PLATE |
| CLAMP-HALF DIN 3015-1 L 0 R | 73 64 927 | 451 | 16 | 42 | 90 11 763 30 | CENTRAL LUBRICATING SYS |
| CLAMP-HALF DIN 3015-1 L 0 R | 73 64 927 | 32 | 0 | 135 | 93 43 417 01 | RADIO REMOTE CONTROL |
| CLAMP-HALF DIN 3015-1 L 0 R | 60 20 077 08 | 51 | 2 | 30 | 90 03 019 0 | DEVICE PLATE |
| CLAMPING BOARD 6BO.M 4 | 62 30 002 01 | 11 | 1 | 130 | 93 28 869 01 | SEPARATE FAN |
| CLAMPING BOARD 6BO.M10 | 62 30 009 01 | 780 | 1 | 124 | 93 24 124 01 | MOUNTING PARTS |
| CLAMPING BOX COVER E00.0 | 93 28 868 01 | 810 | 1 | 129 | 93 28 859 01 | MOUNTING PARTS |
| CLAMPING JAW 20X30X92 C15 | 90 07 546 30 | 161 | 1 | 68 | 90 80 284 2 | TROLLEY |
| CLAMPING PIECE C041.001-6 | 95 71 759 01 | 516 | 2 | 143 | 95 71 756 01 | FASTENING DEVICE |
| CLAMPING PIECE C154.001-41 | 95 65 465 01 | 201 | 1 | 40 | 90 11 600 30 | HOLDING BRACKET |
| CLAMPING PIECE KAW160KV | 98 34 755 01 | 151 | 6 | 117 | 93 19 635 01 | TROLLEY TRAVEL GEAR |
| CLAMPING PIECE ST 52-3 | 31 97 096 01 | 157 | 3 | 27 | 90 00 386 9 | WINCH |
| CLAMPING STRIP | 10 16 996 5 | 800 | 1 | 124 | 93 24 124 01 | MOUNTING PARTS |
| CLAMPING STRIP | 62 31 010 01 | 805 | 3 | 124 | 93 24 124 01 | MOUNTING PARTS |
| CLAMPING STRIP | 63 60 145 01 | 7 | 1 | 20 | 61 53 070 01 | CABIN HEATING |
| CLAMPING STRIP E00.0000X64 | 93 28 862 01 | 305 | 1 | 151 | 96 99 582 01 | MOTOR |
| CLOTHES HANGER | 10 41 279 3 | 24 | 1 | 48 | 90 80 049 9 | CABIN |
| CONICAL PLUG | 77 90 208 01 | 179 | 1 | 27 | 90 00 386 9 | WINCH |
| CONICAL PLUG | 77 90 208 01 | 179 | 1 | 117 | 93 19 635 01 | TROLLEY TRAVEL GEAR |
| CONNECTING SCREW C026.0 | 95 26 664 01 | 512 | 1 | 143 | 95 71 756 01 | FASTENING DEVICE |
| CONNECTION CABLE E00.014 | 96 97 069 01 | 802 | 2 | 124 | 93 24 124 01 | MOUNTING PARTS |
| CONNECTION CARRIER 68 91 | 93 26 163 01 | 1 | 1 | 131 | 93 33 873 01 | PLANETARY GEARBOX |
| CONTACT PIN 2,5mm 1,5mm² | 63 70 056 01 | 618 | 16 | 77 | 90 80 299 4 | ELECTRIC INSTALLATION |
| CONTACT PIN 2,5mm 1,5mm² | 63 70 056 01 | 123 | 6 | 83 | 90 80 306 7 | ELECTRIC INSTALL. CABIN |
| CONTACTOR | 10 16 961 2 | 67 | 2 | 13 | 10 16 781 8 | CONTROL STAND |
| CONTROL 4005-21898 | 96 95 855 01 | 101 | 1 | 134 | 93 42 693 01 | INTERFACE MODULE |
| CONTROL LEAD 4017-10003 P | 97 58 510 01 | 60 | 1 | 30 | 90 03 019 0 | DEVICE PLATE |
| CONTROL LEAD 4017-10022 | 97 58 500 01 | 55 | 1 | 29 | 90 01 541 8 | DEVICE PLATE |
| CONTROL LEAD ELZ020GD00 | 97 50 906 01 | 20 | 1 | 87 | 90 80 307 7 | HOOK LEVEL SENSOR |
| CONTROL LEAD ELZ050FZ007- | 97 51 009 01 | 20 | 1 | 90 | 90 80 311 3 | LOAD SENSOR |
| CONTROL LEAD ELZ050FZ052- | 97 51 166 01 | 1755 | 1 | 133 | 93 42 597 01 | ANEMOMETER |
| CONTROL LEAD ELZ050FZ053- | 97 51 170 01 | 20 | 1 | 91 | 90 80 311 4 | SENSOR |
| CONTROL LEAD ELZ050FZ114- | 93 25 658 01 | 1756 | 1 | 133 | 93 42 597 01 | ANEMOMETER |
| CONTROL LEAD ELZ050FZ117- | 93 25 736 01 | 104 | 1 | 41 | 90 11 737 30 | SLEWING ANGLE SENSOR |
| CONTROL LEAD ELZ050FZ148- | 96 94 504 01 | 133 | 1 | 83 | 90 80 306 7 | ELECTRIC INSTALL. CABIN |
| CONTROL LEAD ELZ050FZ149- | 96 95 901 01 | 70 | 1 | 145 | 96 95 855 01 | CONTROL |
| CONTROL LEAD ELZ050FZ150- | 96 95 902 01 | 75 | 1 | 145 | 96 95 855 01 | CONTROL |
| CONTROL LEAD ELZ120FZ001- | 90 01 541 9 | 65 | 1 | 30 | 90 03 019 0 | DEVICE PLATE |
| CONTROL LEAD ELZ120FZ002- | 90 01 571 9 | 67 | 1 | 30 | 90 03 019 0 | DEVICE PLATE |
| CONTROL LEAD ELZ300FZ129- | 90 80 402 2 | 20 | 2 | 88 | 90 80 307 8 | TROLLEY SENSOR |
| CONTROL LEAD ELZ300VZ132- | 90 80 371 6 | 132 | 1 | 83 | 90 80 306 7 | ELECTRIC INSTALL. CABIN |
| CONTROL LEVER / JOYSTICK | 10 16 747 5 | 11 | 1 | 13 | 10 16 781 8 | CONTROL STAND |
| CONTROL LEVER / JOYSTICK | 64 01 513 01 | 12 | 1 | 13 | 10 16 781 8 | CONTROL STAND |
| CONTROL STAND | 10 16 781 8 | 810 | 1 | 2 | 15 0E CB_0 | |
| COUNTER JIB C073.070-711.00 | 90 80 291 6 | 200 | 1 | 1 | 15 0E CB_0 | |
| COUNTER JIB ST.CONST. C07 | 90 80 291 7 | 111 | 1 | 72 | 90 80 291 6 | COUNTER JIB |
| COUNTER NUT M20X1,50 POL | 60 25 062 01 | 116 | 1 | 83 | 90 80 306 7 | ELECTRIC INSTALL. CABIN |
| COUNTER NUT M25X1,50 MS | 60 25 073 01 | 42 | 1 | 29 | 90 01 541 8 | DEVICE PLATE |
| COUNTER-JIB TIE BARS C073. | 90 80 295 4 | 211 | 2 | 72 | 90 80 291 6 | COUNTER JIB |

26.5.2015

LE21035_150ecb8lit_etl_de

210

LIEBHERRAlphabetischer Index
Alphabetical index

| Description | Item | Pos. | Quantity | Page | Assembly | Description |
|-----------------------------|--------------|------|----------|------|--------------|--------------------------|
| COUNTERBOOM SIGN C070.07 | 90 80 173 3 | 141 | 2 | 72 | 90 80 291 6 | COUNTER JIB |
| COUNTERSUNK SCREW ISO 2 | 40 04 022 | 86 | 12 | 145 | 96 95 855 01 | CONTROL |
| COUNTERSUNK SCREW ISO 2 | 40 04 031 05 | 216 | 8 | 105 | 90 80 339 8 | TOWER LABELS |
| COUNTERWEIGHT 1900KG C | 90 80 308 9 | 350 | 8 | 1 | 15 0E CB_0 | |
| COUNTERWEIGHT C062.070- | 90 10 666 30 | 351 | 2 | 1 | 15 0E CB_0 | |
| COUNTERWEIGHT C062.070- | 90 10 667 30 | 352 | 1 | 1 | 15 0E CB_0 | |
| COUPLING 1350Nm/4500 l/min/ | 10 16 625 8 | 130 | 1 | 26 | 90 00 386 9 | WINCH |
| COUPLING 60NM POLY-NORM | 10 16 625 4 | 130 | 1 | 117 | 93 19 635 01 | TROLLEY TRAVEL GEAR |
| COUPLING FERRULE GET140 | 93 82 694 01 | 117 | 1 | 136 | 93 82 638 01 | HOUSING |
| COUPLING FLANGE E00.0045X | 93 93 711 01 | 835 | 1 | 124 | 93 24 124 01 | MOUNTING PARTS |
| COUPLING HOUSING | 10 33 412 8 | 309 | 1 | 43 | 90 11 770 30 | ELECTRIC INSTALLATION |
| COUPLING SOCKET 4-POL 22 | 60 54 050 01 | 102 | 1 | 112 | 90 80 402 2 | CONTROL LEAD |
| COUPLING SOCKET 4-POL 22 | 60 54 050 01 | 102 | 1 | 126 | 93 25 658 01 | CONTROL LEAD |
| COUPLING SOCKET 4-POL 22 | 60 54 050 01 | 722 | 1 | 158 | 97 50 906 01 | CONTROL LEAD |
| COUPLING SOCKET 4-POL 22 | 60 54 050 01 | 102 | 1 | 159 | 97 51 009 01 | CONTROL LEAD |
| COUPLING SOCKET 4-POL 22 | 60 54 050 01 | 104 | 1 | 160 | 97 51 166 01 | CONTROL LEAD |
| COUPLING SOCKET 4-POL 22 | 60 54 050 01 | 104 | 1 | 162 | 97 51 170 01 | CONTROL LEAD |
| COUPLING SOCKET 6-POL 22 | 60 54 051 01 | 102 | 1 | 127 | 93 25 736 01 | CONTROL LEAD |
| COUPLING SOCKET CEE-DO | 60 52 123 08 | 304 | 1 | 149 | 96 99 124 01 | E-INST. AIR-CONDITIONING |
| COVER | 10 02 189 9 | 3 | 1 | 4 | 10 00 622 7 | PLANETARY GEARBOX |
| COVER | 63 61 097 01 | 313 | 1 | 43 | 90 11 770 30 | ELECTRIC INSTALLATION |
| COVER 5X768X830 C067.001- | 96 96 477 01 | 112 | 1 | 146 | 96 96 482 01 | SLEWING RING SUPPORT |
| COVER 6051340 B=100 | 11 49 212 8 | 125 | 0.48m | 98 | 90 80 317 6 | CABIN PLATFORM |
| COVER 6051340 B=100 | 11 49 212 8 | 103 | 0.75m | 102 | 90 80 336 0 | PLATFORM |
| COVER 6051383 B=300 | 11 49 471 5 | 112 | 0.85m | 102 | 90 80 336 0 | PLATFORM |
| COVER LAH063ET001-035.431 | 98 45 491 01 | 431 | 1 | 23 | 90 00 337 1 | BOTTOM HOOK BLOCK |
| COVER RING 48,9X88,9X24 LA | 98 41 421 01 | 135 | 1 | 25 | 90 00 339 8 | LOAD HOOK |
| CRAB ROPE 45kN 8mmX120m | 11 60 018 7 | 361 | 1 | 1 | 15 0E CB_0 | |
| CRAB ROPE 45kN 8mmX73m S | 11 60 017 7 | 360 | 1 | 1 | 15 0E CB_0 | |
| CRIMPING CONTACT 1,6mm 1 | 60 56 084 01 | 17 | 1 | 111 | 90 80 371 6 | CONTROL LEAD |
| CRIMPING CONTACT 1,6mm 1 | 60 56 085 01 | 51 | 12 | 145 | 96 95 855 01 | CONTROL |
| CRIMPING CONTACT 1,6mm 1 | 60 56 102 08 | 742 | 4 | 79 | 90 80 299 6 | ELECTRIC INSTALLATION |
| CRIMPING CONTACT 1,6mm 1 | 60 56 102 08 | 130 | 2 | 83 | 90 80 306 7 | ELECTRIC INSTALL. CABIN |
| CROSS BRACING 60X110X150 | 98 45 141 01 | 211 | 1 | 23 | 90 00 337 1 | BOTTOM HOOK BLOCK |
| CROSS BRACING 70X100X145 | 90 07 478 30 | 110 | 1 | 32 | 90 07 479 30 | TWIST COMPENSATOR |
| CURRENT COLLECTOR FASTE | 96 92 963 01 | 611 | 1 | 94 | 90 80 312 5 | CURRENT COLLECTOR FAST |
| CURRENT COLLECTOR FASTE | 90 80 312 5 | 600 | 1 | 93 | 90 80 311 9 | SLEWING PLATFORM |
| CYL.ROLLER DIN 5402 14X14 | 74 70 061 01 | 17 | 114 | 131 | 93 33 873 01 | PLANETARY GEARBOX |
| CYLINDER ROLLER THRUST B | 74 66 064 01 | 141 | 1 | 25 | 90 00 339 8 | LOAD HOOK |
| DAMPERS 5X609X726 C067.00 | 96 96 478 01 | 113 | 1 | 146 | 96 96 482 01 | SLEWING RING SUPPORT |
| DEEP GROOVE BALL BEARING | 74 51 286 01 | 102 | 2 | 154 | 97 05 794 01 | WHEEL |
| DEEP GROOVE BALL BEARING | 74 51 486 01 | 330 | 1 | 47 | 90 80 031 5 | ROLLER |
| DEEP GROOVE BALL BEARING | 74 51 486 01 | 2 | 2 | 141 | 93 88 091 01 | ROPE PULLEY |
| DEEP GROOVE BALL BEARING | 74 51 407 01 | 15 | 1 | 4 | 10 00 622 7 | PLANETARY GEARBOX |
| DEEP GROOVE BALL BEARING | 74 51 551 01 | 14 | 1 | 4 | 10 00 622 7 | PLANETARY GEARBOX |
| DEEP GROOVE BALL BEARING | 74 51 681 01 | 710 | 1 | 129 | 93 28 859 01 | MOUNTING PARTS |
| DEEP GROOVE BALL BEARING | 74 51 681 01 | 760 | 1 | 129 | 93 28 859 01 | MOUNTING PARTS |
| DEEP GROOVE BALL BEARING | 74 51 489 01 | 326 | 2 | 47 | 90 80 031 5 | ROLLER |
| DEEP GROOVE BALL BEARING | 74 51 210 01 | 62 | 2 | 132 | 93 33 873 01 | PLANETARY GEARBOX |
| DEEP GROOVE BALL BEARING | 74 51 750 01 | 710 | 1 | 124 | 93 24 124 01 | MOUNTING PARTS |
| DEEP GROOVE BALL BEARING | 74 51 750 01 | 760 | 1 | 124 | 93 24 124 01 | MOUNTING PARTS |
| DESK SIGN WIW250MZ411-440. | 90 00 429 7 | 193 | 1 | 27 | 90 00 386 9 | WINCH |
| DETENT PAWL C001.000-661.5 | 90 62 683 01 | 521 | 1 | 143 | 95 71 756 01 | FASTENING DEVICE |
| DEVICE PLATE 4005-22472-82 | 90 01 541 8 | 668 | 1 | 2 | 15 0E CB_0 | |
| DEVICE PLATE ELZ008AF005- | 90 03 019 0 | 10 | 1 | 29 | 90 01 541 8 | DEVICE PLATE |
| DEVICE PLUG CEE-STECKER 3 | 60 50 087 01 | 303 | 1 | 149 | 96 99 124 01 | E-INST. AIR-CONDITIONING |
| DIE PLUG H45,5XB28XT30,5 | 60 50 248 01 | 303 | 2 | 43 | 90 11 770 30 | ELECTRIC INSTALLATION |
| DISC SPRING DIN 2093 139X90 | 72 08 051 01 | 765 | 6 | 124 | 93 24 124 01 | MOUNTING PARTS |
| DISPLAY | 90 80 367 6 | 139 | 1 | 84 | 90 80 306 7 | ELECTRIC INSTALL. CABIN |
| DISPLAY 4017-4445-5445-644 | 90 00 650 7 | 1692 | 1 | 110 | 90 80 367 6 | DISPLAY |

26.5.2015

LE21035_150ecb8lit_etl_de

211

LIEBHERR

Alphabetischer Index
Alphabetical index

| Description | Item | Pos. | Quantity | Page | Assembly | Description |
|------------------------------|--------------|------|----------|------|--------------|--------------------------|
| DISTANCE RING 100,4X127X8 | 98 45 722 01 | 109 | 2 | 93 | 90 80 311 9 | SLEWING PLATFORM |
| DISTANCE RING 68 734 4200 4 | 92 76 407 01 | 47 | 3 | 131 | 93 33 873 01 | PLANETARY GEARBOX |
| DISTANCE ROLLER / SPACER | 71 10 017 01 | 72 | 4 | 30 | 90 03 019 0 | DEVICE PLATE |
| DISTANCE TUBE 25X50X10 C | 90 12 466 30 | 124 | 36 | 100 | 90 80 325 1 | SWING RING AND FIXING SC |
| DISTANCE TUBE 30X42X40 D | 97 42 632 01 | 125 | 1 | 32 | 90 07 479 30 | TWIST COMPENSATOR |
| DISTANCE TUBE 38X76,1X85 C | 95 64 019 01 | 115 | 8 | 146 | 96 96 482 01 | SLEWING RING SUPPORT |
| DISTANCE TUBE 55,3X75X2 SE | 99 10 242 01 | 2 | 2 | 153 | 97 02 890 01 | ROPE PULLEY |
| DISTANCE TUBE 55,3X75X2 SE | 99 10 242 01 | 2 | 2 | 163 | 99 10 240 01 | ROPE PULLEY |
| DISTANCE TUBE C063.071-641. | 90 11 281 30 | 107 | 2 | 63 | 90 80 271 5 | JIB HEAD SECTION |
| DISTANCE TUBE C073.070-351. | 90 80 325 3 | 125 | 36 | 100 | 90 80 325 1 | SWING RING AND FIXING SC |
| DISTANCE TUBE C157.070-541 | 90 07 448 30 | 117 | 4 | 68 | 90 80 284 2 | TROLLEY |
| DISTANCE TUBE C157.070-541 | 90 07 448 30 | 509 | 2 | 89 | 90 80 310 9 | PULLEY BLOCK |
| DISTANCE TUBE C157.070-541 | 90 07 448 30 | 118 | 2 | 93 | 90 80 311 9 | SLEWING PLATFORM |
| DISTANCE TUBE LAH063ET00 | 98 45 487 01 | 412 | 1 | 23 | 90 00 337 1 | BOTTOM HOOK BLOCK |
| DISTANCE TUBE Ø54XØ45X10 | 90 80 033 3 | 325 | 1 | 47 | 90 80 031 5 | ROLLER |
| DISTRIBUTOR ELZ300VA000- | 90 80 414 0 | 721 | 1 | 79 | 90 80 299 6 | ELECTRIC INSTALLATION |
| DOCUMENTATION KT | 90 80 352 0 | 1002 | 1 | 2 | 15 0E CB_0 | |
| DOOR | 10 41 326 4 | 28 | 1 | 49 | 90 80 049 9 | CABIN |
| DOOR KNOB | 10 41 326 0 | 18 | 1 | 48 | 90 80 049 9 | CABIN |
| DOUBLE-ENDED STUD DIN 939 | 40 68 347 01 | 145 | 4 | 136 | 93 82 638 01 | HOUSING |
| DOUBLE-ENDED STUD DIN 939 | 10 02 558 1 | 881 | 4 | 125 | 93 24 124 01 | MOUNTING PARTS |
| DOUBLE-ENDED STUD DIN 939 | 40 68 314 01 | 787 | 1 | 124 | 93 24 124 01 | MOUNTING PARTS |
| DOWEL PIN ISO 8752 12X100 S | 43 20 161 01 | 323 | 1 | 47 | 90 80 031 5 | ROLLER |
| DOWEL PIN ISO 8752 3X20 ST | 43 20 006 01 | 196 | 0 | 28 | 90 00 386 9 | WINCH |
| DOWEL PIN ISO 8752 3X20 ST | 43 20 006 01 | 5 | 1 | 120 | 93 23 524 01 | FREE JIB SLEWING |
| DOWEL PIN ISO 8752 6X50 ST | 43 20 067 01 | 109 | 1 | 57 | 90 80 233 4 | INTERMEDIATE JIB SECTION |
| DOWEL PIN ISO 8752 6X50 ST | 43 20 067 01 | 113 | 1 | 63 | 90 80 271 5 | JIB HEAD SECTION |
| DRILLING SCREW AENHL.DIN | 10 81 679 5 | 126 | 6 | 98 | 90 80 317 6 | CABIN PLATFORM |
| DRILLING SCREW AENHL.DIN | 10 81 679 5 | 105 | 10 | 102 | 90 80 336 0 | PLATFORM |
| DRIVE SHAFT 68 916 4000 60 0 | 93 26 184 01 | 60 | 1 | 132 | 93 33 873 01 | PLANETARY GEARBOX |
| E-INST. AIR-CONDITIONING C | 96 99 124 01 | 641 | 1 | 2 | 15 0E CB_0 | |
| EARTH SYMBOL 12mmX25mm | 62 50 011 01 | 315 | 1 | 151 | 96 99 582 01 | MOTOR |
| EARTH SYMBOL 14mmX30,2 | 62 50 012 01 | 785 | 1 | 124 | 93 24 124 01 | MOUNTING PARTS |
| EDGE PROTECTION | 11 06 726 0 | 8 | 1m | 48 | 90 80 049 9 | CABIN |
| EDGE PROTECTION | 11 06 726 1 | 9 | 1m | 48 | 90 80 049 9 | CABIN |
| EDGE PROTECTION 1-2/9,5X6, | 26 21 039 08 | 134 | 1m | 99 | 90 80 317 6 | CABIN PLATFORM |
| EDGE PROTECTION 1-2/9,5X6, | 26 21 039 08 | 127 | 3m | 103 | 90 80 336 0 | PLATFORM |
| ELASTOMER RING | 10 16 919 9 | 131 | 1 | 26 | 90 00 386 9 | WINCH |
| ELECTRIC CABLE | 26 01 660 02 | 37 | 4.3m | 49 | 90 80 049 9 | CABIN |
| ELECTRIC CABLE | 60 02 244 01 | 550 | 10m | 2 | 15 0E CB_0 | |
| ELECTRIC CABLE | 60 03 522 01 | 707 | 1.5m | 81 | 90 80 299 7 | CABLE LOOM |
| ELECTRIC CABLE | 60 03 552 01 | 602 | 8.25m | 78 | 90 80 299 5 | WIRING HARNESS BOOM |
| ELECTRIC CABLE ABGESCHI | 10 17 613 9 | 601 | 8m | 78 | 90 80 299 5 | WIRING HARNESS BOOM |
| ELECTRIC CABLE ABGESCHI | 60 02 541 01 | 101 | 9m | 112 | 90 80 402 2 | CONTROL LEAD |
| ELECTRIC CABLE ABGESCHI | 60 02 541 01 | 101 | 1.5m | 126 | 93 25 658 01 | CONTROL LEAD |
| ELECTRIC CABLE ABGESCHI | 60 02 541 01 | 101 | 1.5m | 127 | 93 25 736 01 | CONTROL LEAD |
| ELECTRIC CABLE ABGESCHI | 60 02 541 01 | 721 | 30m | 158 | 97 50 906 01 | CONTROL LEAD |
| ELECTRIC CABLE ABGESCHI | 60 02 541 01 | 101 | 9m | 159 | 97 51 009 01 | CONTROL LEAD |
| ELECTRIC CABLE ABGESCHI | 60 02 541 01 | 101 | 12m | 160 | 97 51 166 01 | CONTROL LEAD |
| ELECTRIC CABLE ABGESCHI | 60 02 541 01 | 101 | 11m | 162 | 97 51 170 01 | CONTROL LEAD |
| ELECTRIC CABLE FD800P 25m | 60 01 543 01 | 701 | 1.5m | 81 | 90 80 299 7 | CABLE LOOM |
| ELECTRIC CABLE FD800P 25m | 60 01 540 01 | 704 | 0.5m | 81 | 90 80 299 7 | CABLE LOOM |
| ELECTRIC CABLE H07V-K 6,0m | 10 16 848 4 | 91 | 2 | 30 | 90 03 019 0 | DEVICE PLATE |
| ELECTRIC CABLE PVC | 11 64 567 4 | 101 | 9m | 44 | 90 11 842 30 | CABLE HARNESS |
| ELECTRIC CABLE PVC | 11 64 567 4 | 102 | 3.5m | 85 | 90 80 306 8 | CABLE LOOM |
| ELECTRIC CABLE PVC | 60 03 043 05 | 708 | 0.7m | 81 | 90 80 299 7 | CABLE LOOM |
| ELECTRIC CABLE PVC | 60 03 043 05 | 713 | 0.7m | 81 | 90 80 299 7 | CABLE LOOM |
| ELECTRIC CABLE PVC | 60 03 043 05 | 101 | 4m | 85 | 90 80 306 8 | CABLE LOOM |
| ELECTRIC CABLE PVC | 60 03 043 05 | 105 | 3m | 85 | 90 80 306 8 | CABLE LOOM |
| ELECTRIC CABLE PVC | 60 03 053 05 | 104 | 3m | 85 | 90 80 306 8 | CABLE LOOM |

26.5.2015

LE21035_150ecb8lit_etl_de

212

LIEBHERRAlphabetischer Index
Alphabetical index

| Description | Item | Pos. | Quantity | Page | Assembly | Description |
|-----------------------------|--------------|------|----------|------|--------------|--------------------------|
| ELECTRIC CABLE PVC | 60 03 083 05 | 100 | 2.3m | 44 | 90 11 842 30 | CABLE HARNESS |
| ELECTRIC CABLE PVC | 60 03 083 05 | 101 | 1.8m | 45 | 90 12 299 30 | CABLE HARNESS |
| ELECTRIC CABLE PVC | 60 03 083 05 | 102 | 8m | 45 | 90 12 299 30 | CABLE HARNESS |
| ELECTRIC CABLE PVC | 60 03 083 05 | 710 | 0.7m | 81 | 90 80 299 7 | CABLE LOOM |
| ELECTRIC CABLE PVC | 60 03 083 05 | 103 | 5m | 85 | 90 80 306 8 | CABLE LOOM |
| ELECTRIC CABLE PVC | 60 03 083 05 | 106 | 5m | 85 | 90 80 306 8 | CABLE LOOM |
| ELECTRIC INSTALL. CABIN EL | 90 80 306 7 | 640 | 1 | 2 | 15 0E CB_0 | |
| ELECTRIC INSTALLATION C07 | 90 80 299 4 | 635 | 1 | 2 | 15 0E CB_0 | |
| ELECTRIC INSTALLATION C07 | 90 80 299 6 | 626 | 1 | 2 | 15 0E CB_0 | |
| ELECTRIC INSTALLATION EL | 90 11 770 30 | 300 | 1 | 42 | 90 11 763 30 | CENTRAL LUBRICATING SYS |
| ELECTROMAGNET 24V DC 1 | 10 01 844 2 | 7 | 2 | 120 | 93 23 524 01 | FREE JIB SLEWING |
| ELECTRONIC MODULES 4017- | 93 17 608 01 | 20 | 1 | 145 | 96 95 855 01 | CONTROL |
| ELEVATOR CAGE C155.001-67 | 93 97 338 01 | 310 | 1 | 1 | 15 0E CB_0 | |
| ELEVATOR CAGE C155.001-67 | 93 97 339 01 | 111 | 1 | 142 | 93 97 338 01 | ELEVATOR CAGE |
| EMPTY CASING H106XB68XT5 | 60 22 171 01 | 110 | 1 | 83 | 90 80 306 7 | ELECTRIC INSTALL. CABIN |
| END COVER 68 734 4200 50 0 | 92 76 408 01 | 50 | 1 | 131 | 93 33 873 01 | PLANETARY GEARBOX |
| END SOCKET 29 | 10 16 607 5 | 135 | 4 | 83 | 90 80 306 7 | ELECTRIC INSTALL. CABIN |
| END WASHER EL WIW250MZ41 | 90 00 413 7 | 150 | 1 | 26 | 90 00 386 9 | WINCH |
| ENTRANCE | 10 41 279 4 | 30 | 1 | 49 | 90 80 049 9 | CABIN |
| EVALUATION ELECTRONICS E | 64 20 206 01 | 56 | 2 | 13 | 10 16 781 8 | CONTROL STAND |
| EYE BOLT | 10 16 635 7 | 3 | 2 | 8 | 10 16 636 3 | MANUAL RELEASE |
| FAN BEARING | 64 01 910 01 | 2 | 1 | 20 | 61 53 070 01 | CABIN HEATING |
| FAN LID E12.0500X520/002 | 93 31 301 01 | 1 | 1 | 130 | 93 28 869 01 | SEPARATE FAN |
| FAN LID E12.0800X521/003 | 93 24 136 01 | 880 | 1 | 125 | 93 24 124 01 | MOUNTING PARTS |
| FAN LID E12.0800X532/003 2X | 93 26 198 01 | 890 | 1 | 125 | 93 24 124 01 | MOUNTING PARTS |
| FAN MOTOR 230V 50-60HZ 832 | 61 53 206 01 | 1 | 2 | 20 | 61 53 070 01 | CABIN HEATING |
| FASTENER 5X91X600 ELZ011 | 97 51 324 01 | 141 | 1 | 156 | 97 50 268 01 | FASTENER |
| FASTENER ELZ011AF004-140 | 97 50 268 01 | 30 | 0 | 135 | 93 43 417 01 | RADIO REMOTE CONTROL |
| FASTENER ELZ011AF004-140 | 97 50 268 01 | 102 | 1 | 161 | 97 51 169 01 | SENSOR, WIND MEASUREMEN |
| FASTENERS C067.001-333.200 | 96 96 516 01 | 200 | 1 | 147 | 96 96 515 01 | SLEWING RING SUPPORT |
| FASTENERS DRW180AZ404-71 | 97 44 248 01 | 710 | 1 | 150 | 96 99 471 01 | SLEWING GEAR |
| FASTENING CLAMP 37MM 101 | 10 01 796 2 | 8 | 2 | 120 | 93 23 524 01 | FREE JIB SLEWING |
| FASTENING DEVICE C041.001- | 95 71 756 01 | 200 | 1 | 69 | 90 80 284 2 | TROLLEY |
| FAULT CURRENT-CIRCUIT BR | 10 16 694 6 | 305 | 1 | 149 | 96 99 124 01 | E-INST. AIR-CONDITIONING |
| FEMALE INSERT HAN 3A 3PO | 60 56 161 14 | 312 | 1 | 43 | 90 11 770 30 | ELECTRIC INSTALLATION |
| FEMALE INSERT HAN MODUL | 60 56 646 01 | 52 | 1 | 145 | 96 95 855 01 | CONTROL |
| FEMALE INSERT HAN QUINT | 60 56 642 01 | 56 | 1 | 145 | 96 95 855 01 | CONTROL |
| FEMALE PLUG COMBICON 3- | 63 61 266 01 | 110 | 1 | 126 | 93 25 658 01 | CONTROL LEAD |
| FEMALE PLUG COMBICON 3- | 63 61 266 01 | 110 | 1 | 127 | 93 25 736 01 | CONTROL LEAD |
| FIRE EXTINGUISHER | 10 41 278 7 | 25 | 1 | 48 | 90 80 049 9 | CABIN |
| FITTING KEY DIN 6885 A10X8 | 43 40 105 01 | 676 | 1 | 128 | 93 28 858 01 | ROTOR |
| FITTING KEY DIN 6885 A10X8 | 43 40 113 01 | 675 | 1 | 128 | 93 28 858 01 | ROTOR |
| FITTING KEY DIN 6885 AB 8X7 | 43 41 264 01 | 111 | 1 | 117 | 93 19 635 01 | TROLLEY TRAVEL GEAR |
| FITTING KEY DIN 6885 AB 8X7 | 43 41 264 01 | 143 | 1 | 117 | 93 19 635 01 | TROLLEY TRAVEL GEAR |
| FITTING KEY DIN 6885 AB18X1 | 10 02 126 2 | 675 | 1 | 122 | 93 24 123 01 | ROTOR |
| FITTING KEY DIN 6885 B14X9 | 43 42 199 01 | 65 | 2 | 132 | 93 33 873 01 | PLANETARY GEARBOX |
| FITTING KEY DIN 6885 B18X1 | 10 02 126 4 | 676 | 1 | 122 | 93 24 123 01 | ROTOR |
| FITTING KEY LAH063EF031-13 | 98 45 172 01 | 132 | 1 | 25 | 90 00 339 8 | LOAD HOOK |
| FITTING TUBE | 50 28 851 01 | 4 | 1 | 7 | 10 02 407 1 | SOLENOID |
| FIXATION 50X60X160 DRF030. | 90 07 477 30 | 121 | 1 | 32 | 90 07 479 30 | TWIST COMPENSATOR |
| FIXATION 6X40X147 C063.070- | 90 11 318 30 | 209 | 4 | 105 | 90 80 339 8 | TOWER LABELS |
| FLANGE | 10 16 635 9 | 5 | 2 | 8 | 10 16 636 3 | MANUAL RELEASE |
| FLANGE | 50 28 945 01 | 4 | 1 | 14 | 10 16 840 0 | BRAKE |
| FLANGE 12X50X225 ELZ304AT | 90 11 603 30 | 114 | 1 | 38 | 90 11 597 30 | WIND WARNING UNIT |
| FLANGE 8X60X183 C062.070- | 90 80 401 5 | 201 | 1 | 36 | 90 11 109 30 | PLATE MOUNTING |
| FLANGE BEARING END CAP E | 93 28 866 01 | 705 | 1 | 129 | 93 28 859 01 | MOUNTING PARTS |
| FLANGE BEARING END CAP E | 93 24 127 01 | 705 | 1 | 124 | 93 24 124 01 | MOUNTING PARTS |
| FLANGE JOINT VSTI M14X1,5 | 73 63 125 | 125 | 2 | 117 | 93 19 635 01 | TROLLEY TRAVEL GEAR |
| FLANGE JOINT WEDK 6 M10X | 47 55 510 01 | 411 | 5 | 42 | 90 11 763 30 | CENTRAL LUBRICATING SYS |
| FLANGE NUT ISO 1661 M6 A4-7 | 41 34 300 13 | 1696 | 4 | 110 | 90 80 367 6 | DISPLAY |

26.5.2015

LE21035_150ecb8lit_etl_de

213

LIEBHERRAlphabetischer Index
Alphabetical index

| Description | Item | Pos. | Quantity | Page | Assembly | Description |
|-----------------------------|--------------|------|----------|------|--------------|--------------------------|
| FLAP 5X286X1008 C073.070-61 | 90 80 305 3 | 202 | 1 | 70 | 90 80 285 6 | PLATFORM |
| FLAT GASKET | 10 02 292 5 | 74 | 1 | 30 | 90 03 019 0 | DEVICE PLATE |
| FLEXIBLE LEAD | 60 03 511 01 | 101 | 6m | 109 | 90 80 367 2 | CABLE HARNESS |
| FLEXIBLE LEAD | 60 03 511 01 | 102 | 6m | 109 | 90 80 367 2 | CABLE HARNESS |
| FREE JIB SLEWING E21.0500X | 93 23 524 01 | 970 | 1 | 151 | 96 99 582 01 | MOTOR |
| FRICTION PLATE BFE45816-01 | 50 28 952 01 | 4 | 1 | 16 | 10 16 927 4 | BRAKE |
| FRONT ELEMENT | 60 71 470 01 | 113 | 1 | 83 | 90 80 306 7 | ELECTRIC INSTALL. CABIN |
| FRONT ELEMENT | 60 71 471 01 | 111 | 1 | 83 | 90 80 306 7 | ELECTRIC INSTALL. CABIN |
| GAS SPRING 082430 0200N | 72 09 103 01 | 8 | 2 | 13 | 10 16 781 8 | CONTROL STAND |
| GEAR OIL AVILUB VSG/220 /2 | 86 10 133 01 | 181 | 3.65l | 27 | 90 00 386 9 | WINCH |
| GEAR OIL AVILUB VSG/220 /2 | 86 10 133 01 | 181 | 1.1l | 117 | 93 19 635 01 | TROLLEY TRAVEL GEAR |
| GEAR OIL CLP100/RSX100 /TA | 86 19 007 01 | 151 | 1l | 121 | 93 23 566 01 | GEARBOX |
| GEAR SET | 10 02 189 7 | 2 | 1 | 4 | 10 00 622 7 | PLANETARY GEARBOX |
| GEARBOX GET140AZ407-100. | 93 23 566 01 | 100 | 1 | 150 | 96 99 471 01 | SLEWING GEAR |
| GLASS PANE | 11 06 725 2 | 2 | 1 | 48 | 90 80 049 9 | CABIN |
| GLASS PANE | 11 06 725 3 | 5 | 2 | 48 | 90 80 049 9 | CABIN |
| GLASS PANE | 11 06 725 4 | 4 | 2 | 48 | 90 80 049 9 | CABIN |
| GLASS PANE | 11 06 725 5 | 1 | 1 | 48 | 90 80 049 9 | CABIN |
| GLASS PANE | 11 06 725 6 | 6 | 1 | 48 | 90 80 049 9 | CABIN |
| GLASS PANE | 11 06 725 7 | 3 | 1 | 48 | 90 80 049 9 | CABIN |
| GREASE /0,4kg /PATRONE | 86 13 317 01 | 115 | 3 | 55 | 90 80 214 0 | TOOLS |
| GREASE CTK 668134/0,4kg /PA | 86 13 313 01 | 471 | 0 | 42 | 90 11 763 30 | CENTRAL LUBRICATING SYS |
| GREASE CTK 668190/50kg | 86 13 035 01 | 70 | 0.15kg | 132 | 93 33 873 01 | PLANETARY GEARBOX |
| GREASE GUN DIN 1283 H500-B | 79 00 420 01 | 112 | 1 | 55 | 90 80 214 0 | TOOLS |
| GRIP | 64 00 989 01 | 5 | 1 | 22 | 64 01 513 01 | CONTROL LEVER / JOYSTICK |
| GRIP BOLT 30X370X80 C041.00 | 95 71 698 01 | 151 | 1 | 68 | 90 80 284 2 | TROLLEY |
| GRIP BOLT C073.070-411.130 | 90 80 315 2 | 130 | 1 | 93 | 90 80 311 9 | SLEWING PLATFORM |
| GRIP BOLT C073.070-411.508 | 90 80 312 4 | 508 | 1 | 89 | 90 80 310 9 | PULLEY BLOCK |
| GRIP C073.070-411.122 | 90 80 315 0 | 122 | 1 | 96 | 90 80 314 8 | PIN |
| GROOVED NAIL ISO 8746 2X3 | 43 15 001 01 | 192 | 4 | 27 | 90 00 386 9 | WINCH |
| GRUB SCREW DIN 916 M4X5 | 10 16 636 7 | 9 | 2 | 8 | 10 16 636 3 | MANUAL RELEASE |
| GUARD BOW KAW200KY001-65 | 93 16 027 01 | 185 | 1 | 27 | 90 00 386 9 | WINCH |
| GUARD RAILING C063.070-711. | 90 11 020 30 | 410 | 1 | 73 | 90 80 293 5 | HANDRAILS CPL |
| GUARD RAILING C063.070-711. | 90 11 021 30 | 411 | 1 | 34 | 90 11 020 30 | GUARD RAILING |
| GUARD RAILING C063.070-711. | 90 11 022 30 | 420 | 1 | 73 | 90 80 293 5 | HANDRAILS CPL |
| GUARD RAILING C063.070-711. | 90 11 023 30 | 421 | 1 | 35 | 90 11 022 30 | GUARD RAILING |
| GUARD RAILING C073.070-414. | 90 80 332 1 | 221 | 1 | 101 | 90 80 333 8 | WORKING PLATFORM |
| GUARD RAILING C073.070-417. | 90 80 336 7 | 221 | 1 | 104 | 90 80 336 5 | WORKING PLATFORM |
| GUARD RAILING C073.070-711. | 90 80 293 6 | 430 | 2 | 73 | 90 80 293 5 | HANDRAILS CPL |
| GUARD RAILING C073.070-711. | 90 80 293 7 | 431 | 1 | 74 | 90 80 293 6 | GUARD RAILING |
| GUARD RAILING C073.070-711. | 90 80 294 0 | 440 | 1 | 73 | 90 80 293 5 | HANDRAILS CPL |
| GUARD RAILING C073.070-711. | 90 80 294 1 | 441 | 1 | 75 | 90 80 294 0 | GUARD RAILING |
| GUIDING BOLT | 10 03 992 4 | 3 | 6 | 15 | 10 16 885 4 | SOLENOID |
| HAND HAMMER 2000 | 79 00 302 01 | 114 | 1 | 55 | 90 80 214 0 | TOOLS |
| HAND PUMP | 51 01 188 01 | 473 | 1 | 42 | 90 11 763 30 | CENTRAL LUBRICATING SYS |
| HAND RAIL CSO41A-115 | 64 00 355 01 | 6 | 1 | 10 | 10 16 747 5 | CONTROL LEVER / JOYSTICK |
| HAND RAIL CSO41A-115 | 64 00 355 01 | 6 | 1 | 22 | 64 01 513 01 | CONTROL LEVER / JOYSTICK |
| HANDLE UPPER PART | 64 00 961 01 | 5 | 1 | 10 | 10 16 747 5 | CONTROL LEVER / JOYSTICK |
| HANDRAIL C073.070-611.135 | 90 80 394 0 | 135 | 1 | 65 | 90 80 276 1 | JIB PIVOTING SECTION |
| HANDRAILS CPL C073.070-711. | 90 80 293 5 | 400 | 1 | 72 | 90 80 291 6 | COUNTER JIB |
| HEATING 2KW 460V 50/60HZ S | 61 53 207 01 | 3 | 2 | 20 | 61 53 070 01 | CABIN HEATING |
| HEATSHRINK SLEEVING 10m | 60 30 071 01 | 122 | 0.1m | 126 | 93 25 658 01 | CONTROL LEAD |
| HEATSHRINK SLEEVING 10m | 60 30 071 01 | 122 | 0.1m | 127 | 93 25 736 01 | CONTROL LEAD |
| HEATSHRINK SLEEVING 10m | 60 30 071 01 | 122 | 0.1m | 159 | 97 51 009 01 | CONTROL LEAD |
| HEATSHRINK SLEEVING 9,5m | 60 30 072 01 | 121 | 3 | 112 | 90 80 402 2 | CONTROL LEAD |
| HEATSHRINK SLEEVING 9,5m | 60 30 072 01 | 121 | 2 | 126 | 93 25 658 01 | CONTROL LEAD |
| HEATSHRINK SLEEVING 9,5m | 60 30 072 01 | 121 | 2 | 127 | 93 25 736 01 | CONTROL LEAD |
| HEATSHRINK SLEEVING 9,5m | 60 30 072 01 | 729 | 2 | 158 | 97 50 906 01 | CONTROL LEAD |
| HEATSHRINK SLEEVING 9,5m | 60 30 072 01 | 121 | 2 | 159 | 97 51 009 01 | CONTROL LEAD |
| HEATSHRINK SLEEVING 9,5m | 60 30 072 01 | 121 | 2 | 160 | 97 51 166 01 | CONTROL LEAD |

26.5.2015

LE21035_150ecb8lit_etl_de

214

LIEBHERRAlphabetischer Index
Alphabetical index

| Description | Item | Pos. | Quantity | Page | Assembly | Description |
|------------------------------|--------------|------|----------|------|--------------|--------------------------|
| HEATSHRINK SLEEVING 9,5m | 60 30 072 01 | 121 | 2 | 162 | 97 51 170 01 | CONTROL LEAD |
| HEX NUT DIN 936 M 12 6 A3C V | 41 17 004 01 | 164 | 4 | 69 | 90 80 284 2 | TROLLEY |
| HEX NUT DIN 936 M20 6 A3C V | 41 17 008 01 | 148 | 1 | 68 | 90 80 284 2 | TROLLEY |
| HEX NUT DIN 936 M27 17H A3 | 41 17 014 01 | 145 | 1 | 68 | 90 80 284 2 | TROLLEY |
| HEX NUT DIN 985 M10 8 A3C | 41 19 024 01 | 187 | 2 | 117 | 93 19 635 01 | TROLLEY TRAVEL GEAR |
| HEX NUT DIN 985 M10 8 A3C | 41 19 024 01 | 154 | 1 | 144 | 96 85 897 01 | SAFETY STIRRUP |
| HEX NUT ISO 4032 M10 10 A3C | 41 15 047 01 | 5 | 6 | 14 | 10 16 840 0 | BRAKE |
| HEX NUT ISO 4032 M10 10 A3C | 41 15 047 01 | 108 | 2 | 38 | 90 11 597 30 | WIND WARNING UNIT |
| HEX NUT ISO 4032 M10 10 A3C | 41 15 047 01 | 126 | 8 | 68 | 90 80 284 2 | TROLLEY |
| HEX NUT ISO 4032 M10 10 A3C | 41 15 047 01 | 155 | 4 | 82 | 90 80 305 4 | PROTECTION |
| HEX NUT ISO 4032 M10 10 A3C | 41 15 047 01 | 613 | 7 | 94 | 90 80 312 5 | CURRENT COLLECTOR FAST |
| HEX NUT ISO 4032 M10 10 A3C | 41 15 047 01 | 106 | 12 | 98 | 90 80 317 6 | CABIN PLATFORM |
| HEX NUT ISO 4032 M10 10 A3C | 41 15 047 01 | 205 | 2 | 101 | 90 80 333 8 | WORKING PLATFORM |
| HEX NUT ISO 4032 M10 10 A3C | 41 15 047 01 | 121 | 12 | 102 | 90 80 336 0 | PLATFORM |
| HEX NUT ISO 4032 M10 10 A3C | 41 15 047 01 | 205 | 2 | 104 | 90 80 336 5 | WORKING PLATFORM |
| HEX NUT ISO 4032 M10 10 A3C | 41 15 047 01 | 146 | 2 | 156 | 97 50 268 01 | FASTENER |
| HEX NUT ISO 4032 M10 MS | 41 15 508 01 | 783 | 12 | 124 | 93 24 124 01 | MOUNTING PARTS |
| HEX NUT ISO 4032 M12 10 A3 | 49 00 546 | 205 | 4 | 70 | 90 80 285 6 | PLATFORM |
| HEX NUT ISO 4032 M12 10 A3C | 41 15 048 01 | 116 | 4 | 93 | 90 80 311 9 | SLEWING PLATFORM |
| HEX NUT ISO 4032 M12 10 A3C | 41 15 048 01 | 117 | 4 | 102 | 90 80 336 0 | PLATFORM |
| HEX NUT ISO 4032 M12 10 A3C | 41 15 048 01 | 147 | 4 | 136 | 93 82 638 01 | HOUSING |
| HEX NUT ISO 4032 M16 10 A3 | 41 15 050 01 | 434 | 2 | 23 | 90 00 337 1 | BOTTOM HOOK BLOCK |
| HEX NUT ISO 4032 M16 10 A3 | 41 15 050 01 | 113 | 4 | 142 | 93 97 338 01 | ELEVATOR CAGE |
| HEX NUT ISO 4032 M16 10 A3 | 41 15 050 01 | 524 | 1 | 143 | 95 71 756 01 | FASTENING DEVICE |
| HEX NUT ISO 4032 M20 10 A3 | 41 15 052 01 | 414 | 1 | 23 | 90 00 337 1 | BOTTOM HOOK BLOCK |
| HEX NUT ISO 4032 M20 10 A3 | 41 15 052 01 | 714 | 6 | 24 | 90 00 337 1 | BOTTOM HOOK BLOCK |
| HEX NUT ISO 4032 M20 10 A3 | 41 15 052 01 | 147 | 1 | 68 | 90 80 284 2 | TROLLEY |
| HEX NUT ISO 4032 M20 10 A3 | 41 15 052 01 | 122 | 2 | 86 | 90 80 307 5 | SAFETY ROPE JIB |
| HEX NUT ISO 4032 M24 10 A3 | 41 15 054 01 | 203 | 4 | 37 | 90 11 477 30 | JIB SUSPENSION |
| HEX NUT ISO 4032 M24 10 A3 | 41 15 054 01 | 117 | 1 | 98 | 90 80 317 6 | CABIN PLATFORM |
| HEX NUT ISO 4032 M24 10 A3 | 41 15 054 01 | 123 | 72 | 100 | 90 80 325 1 | SWING RING AND FIXING SC |
| HEX NUT ISO 4032 M27 10 A3 | 41 15 056 01 | 144 | 1 | 68 | 90 80 284 2 | TROLLEY |
| HEX NUT ISO 4032 M4 6 A2C V | 41 15 095 01 | 9 | 1 | 7 | 10 02 407 1 | SOLENOID |
| HEX NUT ISO 4032 M4 6 A2C V | 41 15 095 01 | 13 | 1 | 15 | 10 16 885 4 | SOLENOID |
| HEX NUT ISO 4032 M4 A4-70 32 | 41 15 512 14 | 40 | 4 | 88 | 90 80 307 8 | TROLLEY SENSOR |
| HEX NUT ISO 4032 M5 8 A2C | 41 15 043 01 | 653 | 4 | 114 | 90 80 608 5 | PROTECTION |
| HEX NUT ISO 4032 M5 8 A2C | 41 15 043 01 | 136 | 4 | 146 | 96 96 482 01 | SLEWING RING SUPPORT |
| HEX NUT ISO 4032 M5 8 A2C | 41 15 043 01 | 310 | 2 | 149 | 96 99 124 01 | E-INST. AIR-CONDITIONING |
| HEX NUT ISO 4032 M6 10 A2C | 41 15 073 01 | 113 | 1 | 38 | 90 11 597 30 | WIND WARNING UNIT |
| HEX NUT ISO 4032 M6 10 A2C | 41 15 073 01 | 34 | 2 | 88 | 90 80 307 8 | TROLLEY SENSOR |
| HEX NUT ISO 4032 M6 10 A2C | 41 15 073 01 | 130 | 2 | 99 | 90 80 317 6 | CABIN PLATFORM |
| HEX NUT ISO 4032 M6 10 A2C | 41 15 073 01 | 109 | 12 | 102 | 90 80 336 0 | PLATFORM |
| HEX NUT ISO 4032 M6 10 A2C | 41 15 073 01 | 904 | 2 | 115 | 90 80 643 2 | ADDITIONAL KIT |
| HEX NUT ISO 4032 M6 10 A2C | 41 15 073 01 | 23 | 2 | 120 | 93 23 524 01 | FREE JIB SLEWING |
| HEX NUT ISO 4032 M6 10 A2C | 41 15 073 01 | 29 | 2 | 120 | 93 23 524 01 | FREE JIB SLEWING |
| HEX NUT ISO 4032 M6 10 A2C | 41 15 073 01 | 34 | 0 | 135 | 93 43 417 01 | RADIO REMOTE CONTROL |
| HEX NUT ISO 4032 M6 10 A2C | 41 15 073 01 | 119 | 6 | 146 | 96 96 482 01 | SLEWING RING SUPPORT |
| HEX NUT ISO 4032 M8 10 A2C | 41 15 046 01 | 101 | 4 | 30 | 90 03 019 0 | DEVICE PLATE |
| HEX NUT ISO 4032 M8 10 A2C | 41 15 046 01 | 104 | 6 | 33 | 90 10 679 30 | CABLE ATTACHMENT |
| HEX NUT ISO 4032 M8 10 A2C | 41 15 046 01 | 204 | 6 | 36 | 90 11 109 30 | PLATE MOUNTING |
| HEX NUT ISO 4032 M8 10 A2C | 41 15 046 01 | 446 | 4 | 42 | 90 11 763 30 | CENTRAL LUBRICATING SYS |
| HEX NUT ISO 4032 M8 10 A2C | 41 15 046 01 | 144 | 2 | 46 | 90 13 319 30 | CABLE ATTACHMENT |
| HEX NUT ISO 4032 M8 10 A2C | 41 15 046 01 | 114 | 4 | 52 | 90 80 162 7 | TOOL BOX |
| HEX NUT ISO 4032 M8 10 A2C | 41 15 046 01 | 102 | 6 | 63 | 90 80 271 5 | JIB HEAD SECTION |
| HEX NUT ISO 4032 M8 10 A2C | 41 15 046 01 | 117 | 2 | 64 | 90 80 276 1 | JIB PIVOTING SECTION |
| HEX NUT ISO 4032 M8 10 A2C | 41 15 046 01 | 135 | 14 | 72 | 90 80 291 6 | COUNTER JIB |
| HEX NUT ISO 4032 M8 10 A2C | 41 15 046 01 | 119 | 4 | 93 | 90 80 311 9 | SLEWING PLATFORM |
| HEX NUT ISO 4032 M8 10 A2C | 41 15 046 01 | 616 | 2 | 94 | 90 80 312 5 | CURRENT COLLECTOR FAST |
| HEX NUT ISO 4032 M8 10 A2C | 41 15 046 01 | 212 | 16 | 105 | 90 80 339 8 | TOWER LABELS |
| HEX NUT ISO 4032 M8 10 A2C | 41 15 046 01 | 125 | 2 | 146 | 96 96 482 01 | SLEWING RING SUPPORT |

26.5.2015

LE21035_150ecb8lit_etl_de

215

LIEBHERR

Alphabetischer Index
Alphabetical index

| Description | Item | Pos. | Quantity | Page | Assembly | Description |
|-----------------------------|--------------|------|----------|------|--------------|--------------------------|
| HEX NUT ISO 4032 M8 MS | 41 15 507 01 | 788 | 2 | 124 | 93 24 124 01 | MOUNTING PARTS |
| HEX NUT ISO 4035 M12 04 A3C | 41 17 004 08 | 203 | 4 | 70 | 90 80 285 6 | PLATFORM |
| HEX NUT ISO 4035 M24 05 A3 | 10 00 263 3 | 118 | 1 | 98 | 90 80 317 6 | CABIN PLATFORM |
| HEX NUT ISO 7040 M10 8 A3C | 41 34 127 01 | 33 | 4 | 49 | 90 80 049 9 | CABIN |
| HEX NUT ISO 7040 M10 8 A3C | 41 34 127 01 | 109 | 8 | 98 | 90 80 317 6 | CABIN PLATFORM |
| HEX NUT ISO 7040 M8 8 A2C V | 41 34 126 01 | 35 | 6 | 49 | 90 80 049 9 | CABIN |
| HEX NUT ISO 7040 M8 8 A2C V | 41 34 126 01 | 113 | 2 | 52 | 90 80 162 7 | TOOL BOX |
| HEX NUT ISO 8673 M8X1 6 A2 | 41 15 201 01 | 137 | 1 | 93 | 90 80 311 9 | SLEWING PLATFORM |
| HEX SCREW ISO 4014 M 16X9 | 46 00 332 | 432 | 2 | 23 | 90 00 337 1 | BOTTOM HOOK BLOCK |
| HEX SCREW ISO 4014 M 20X9 | 46 00 095 | 128 | 12 | 93 | 90 80 311 9 | SLEWING PLATFORM |
| HEX SCREW ISO 4014 M 20X9 | 46 00 095 | 125 | 12 | 155 | 97 44 248 01 | FASTENERS |
| HEX SCREW ISO 4014 M 24X2 | 10 41 261 0 | 121 | 72 | 100 | 90 80 325 1 | SWING RING AND FIXING SC |
| HEX SCREW ISO 4014 M 30X1 | 40 62 116 01 | 126 | 1 | 32 | 90 07 479 30 | TWIST COMPENSATOR |
| HEX SCREW ISO 4014 M10X75 | 49 00 813 | 105 | 8 | 98 | 90 80 317 6 | CABIN PLATFORM |
| HEX SCREW ISO 4014 M10X90 | 40 02 164 | 152 | 1 | 144 | 96 85 897 01 | SAFETY STIRRUP |
| HEX SCREW ISO 4014 M16X70 | 40 62 042 01 | 112 | 2 | 142 | 93 97 338 01 | ELEVATOR CAGE |
| HEX SCREW ISO 4014 M20X17 | 40 61 240 01 | 713 | 6 | 24 | 90 00 337 1 | BOTTOM HOOK BLOCK |
| HEX SCREW ISO 4014 M20X80 | 40 62 058 01 | 146 | 1 | 68 | 90 80 284 2 | TROLLEY |
| HEX SCREW ISO 4014 M20x18 | 46 00 119 | 413 | 1 | 23 | 90 00 337 1 | BOTTOM HOOK BLOCK |
| HEX SCREW ISO 4014 M27X1 | 40 62 112 01 | 142 | 1 | 68 | 90 80 284 2 | TROLLEY |
| HEX SCREW ISO 4014 M6X100 | 46 00 731 | 21 | 2 | 120 | 93 23 524 01 | FREE JIB SLEWING |
| HEX SCREW ISO 4014 M8X100 | 46 00 310 | 211 | 8 | 105 | 90 80 339 8 | TOWER LABELS |
| HEX SCREW ISO 4017 M 10X4 | 46 00 122 | 609 | 7 | 94 | 90 80 312 5 | CURRENT COLLECTOR FAST |
| HEX SCREW ISO 4017 M 10X4 | 46 00 355 | 118 | 12 | 102 | 90 80 336 0 | PLATFORM |
| HEX SCREW ISO 4017 M 14x25 | 40 65 147 08 | 606 | 3 | 94 | 90 80 312 5 | CURRENT COLLECTOR FAST |
| HEX SCREW ISO 4017 M 16X4 | 46 00 016 | 158 | 6 | 27 | 90 00 386 9 | WINCH |
| HEX SCREW ISO 4017 M 8X60 | 46 00 386 | 100 | 4 | 30 | 90 03 019 0 | DEVICE PLATE |
| HEX SCREW ISO 4017 M10X11 | 46 01 156 | 105 | 2 | 38 | 90 11 597 30 | WIND WARNING UNIT |
| HEX SCREW ISO 4017 M10X16 | 49 00 090 | 186 | 2 | 27 | 90 00 386 9 | WINCH |
| HEX SCREW ISO 4017 M10X16 | 49 00 090 | 113 | 4 | 64 | 90 80 276 1 | JIB PIVOTING SECTION |
| HEX SCREW ISO 4017 M10X16 | 49 00 090 | 608 | 4 | 94 | 90 80 312 5 | CURRENT COLLECTOR FAST |
| HEX SCREW ISO 4017 M10X20 | 40 65 166 | 215 | 4 | 23 | 90 00 337 1 | BOTTOM HOOK BLOCK |
| HEX SCREW ISO 4017 M10X20 | 40 65 166 | 112 | 4 | 63 | 90 80 271 5 | JIB HEAD SECTION |
| HEX SCREW ISO 4017 M10X20 | 40 65 166 | 123 | 2 | 96 | 90 80 314 8 | PIN |
| HEX SCREW ISO 4017 M10X20 | 40 65 166 | 842 | 4 | 124 | 93 24 124 01 | MOUNTING PARTS |
| HEX SCREW ISO 4017 M10X25 | 40 65 164 | 176 | 4 | 27 | 90 00 386 9 | WINCH |
| HEX SCREW ISO 4017 M10X25 | 40 65 164 | 125 | 8 | 68 | 90 80 284 2 | TROLLEY |
| HEX SCREW ISO 4017 M10X25 | 40 65 164 | 517 | 2 | 143 | 95 71 756 01 | FASTENING DEVICE |
| HEX SCREW ISO 4017 M10X30 | 40 00 828 | 152 | 4 | 82 | 90 80 305 4 | PROTECTION |
| HEX SCREW ISO 4017 M10X30 | 40 00 828 | 132 | 4 | 99 | 90 80 317 6 | CABIN PLATFORM |
| HEX SCREW ISO 4017 M10X30 | 40 00 828 | 186 | 2 | 117 | 93 19 635 01 | TROLLEY TRAVEL GEAR |
| HEX SCREW ISO 4017 M10X30 | 40 00 828 | 145 | 2 | 156 | 97 50 268 01 | FASTENER |
| HEX SCREW ISO 4017 M10X80 | 46 00 307 | 206 | 1 | 101 | 90 80 333 8 | WORKING PLATFORM |
| HEX SCREW ISO 4017 M10X80 | 46 00 307 | 206 | 1 | 104 | 90 80 336 5 | WORKING PLATFORM |
| HEX SCREW ISO 4017 M12X10 | 40 65 143 01 | 162 | 2 | 68 | 90 80 284 2 | TROLLEY |
| HEX SCREW ISO 4017 M12X20 | 49 00 120 | 115 | 8 | 68 | 90 80 284 2 | TROLLEY |
| HEX SCREW ISO 4017 M12X20 | 49 00 120 | 115 | 6 | 93 | 90 80 311 9 | SLEWING PLATFORM |
| HEX SCREW ISO 4017 M12X30 | 49 00 161 | 302 | 4 | 66 | 90 80 282 4 | WEB |
| HEX SCREW ISO 4017 M12X30 | 49 00 161 | 402 | 4 | 67 | 90 80 282 6 | PLATFORM |
| HEX SCREW ISO 4017 M12X30 | 49 00 161 | 206 | 8 | 70 | 90 80 285 6 | PLATFORM |
| HEX SCREW ISO 4017 M12X30 | 49 00 161 | 502 | 4 | 97 | 90 80 317 1 | WEB |
| HEX SCREW ISO 4017 M12X30 | 49 00 161 | 141 | 4 | 117 | 93 19 635 01 | TROLLEY TRAVEL GEAR |
| HEX SCREW ISO 4017 M12X30 | 49 00 161 | 132 | 2 | 155 | 97 44 248 01 | FASTENERS |
| HEX SCREW ISO 4017 M12X35 | 40 66 122 | 504 | 4 | 89 | 90 80 310 9 | PULLEY BLOCK |
| HEX SCREW ISO 4017 M12X35 | 40 66 122 | 114 | 4 | 102 | 90 80 336 0 | PLATFORM |
| HEX SCREW ISO 4017 M12X35 | 49 00 204 | 131 | 4 | 93 | 90 80 311 9 | SLEWING PLATFORM |
| HEX SCREW ISO 4017 M12X35 | 49 00 204 | 161 | 6 | 117 | 93 19 635 01 | TROLLEY TRAVEL GEAR |
| HEX SCREW ISO 4017 M16X30 | 49 00 152 | 603 | 2 | 94 | 90 80 312 5 | CURRENT COLLECTOR FAST |
| HEX SCREW ISO 4017 M16X35 | 49 00 123 | 115 | 4 | 98 | 90 80 317 6 | CABIN PLATFORM |
| HEX SCREW ISO 4017 M16X50 | 46 00 147 | 706 | 4 | 124 | 93 24 124 01 | MOUNTING PARTS |

26.5.2015

LE21035_150ecb8lit_etl_de

216

LIEBHERR

Alphabetischer Index
Alphabetical index

| Description | Item | Pos. | Quantity | Page | Assembly | Description |
|-----------------------------|--------------|------|----------|------|--------------|--------------------------|
| HEX SCREW ISO 4017 M16X50 | 46 00 189 | 141 | 6 | 26 | 90 00 386 9 | WINCH |
| HEX SCREW ISO 4017 M16X55 | 46 00 044 | 522 | 1 | 143 | 95 71 756 01 | FASTENING DEVICE |
| HEX SCREW ISO 4017 M16X60 | 46 00 206 | 146 | 2 | 26 | 90 00 386 9 | WINCH |
| HEX SCREW ISO 4017 M20X16 | 40 65 277 01 | 121 | 1 | 86 | 90 80 307 5 | SAFETY ROPE JIB |
| HEX SCREW ISO 4017 M24X70 | 46 00 114 | 116 | 1 | 98 | 90 80 317 6 | CABIN PLATFORM |
| HEX SCREW ISO 4017 M5X10 | 40 65 060 | 652 | 4 | 114 | 90 80 608 5 | PROTECTION |
| HEX SCREW ISO 4017 M5X10 | 40 65 060 | 876 | 4 | 124 | 93 24 124 01 | MOUNTING PARTS |
| HEX SCREW ISO 4017 M5X10 | 40 65 060 | 891 | 8 | 125 | 93 24 124 01 | MOUNTING PARTS |
| HEX SCREW ISO 4017 M6X12 | 49 00 605 | 871 | 4 | 124 | 93 24 124 01 | MOUNTING PARTS |
| HEX SCREW ISO 4017 M6X12 | 49 00 605 | 886 | 4 | 125 | 93 24 124 01 | MOUNTING PARTS |
| HEX SCREW ISO 4017 M6X16 | 40 65 099 | 117 | 2 | 146 | 96 96 482 01 | SLEWING RING SUPPORT |
| HEX SCREW ISO 4017 M6X20 | 40 00 829 | 30 | 4 | 91 | 90 80 311 4 | SENSOR |
| HEX SCREW ISO 4017 M6X20 | 40 00 829 | 127 | 2 | 99 | 90 80 317 6 | CABIN PLATFORM |
| HEX SCREW ISO 4017 M6X20 | 40 00 829 | 106 | 8 | 102 | 90 80 336 0 | PLATFORM |
| HEX SCREW ISO 4017 M6X25 | 49 00 539 | 31 | 2 | 88 | 90 80 307 8 | TROLLEY SENSOR |
| HEX SCREW ISO 4017 M6X30 | 46 00 102 | 141 | 6 | 146 | 96 96 482 01 | SLEWING RING SUPPORT |
| HEX SCREW ISO 4017 M8X16 | 49 00 188 | 197 | 0 | 28 | 90 00 386 9 | WINCH |
| HEX SCREW ISO 4017 M8X16 | 49 00 188 | 403 | 4 | 50 | 90 80 119 8 | PLATFORM |
| HEX SCREW ISO 4017 M8X16 | 49 00 188 | 32 | 3 | 87 | 90 80 307 7 | HOOK LEVEL SENSOR |
| HEX SCREW ISO 4017 M8X16 | 49 00 188 | 37 | 3 | 88 | 90 80 307 8 | TROLLEY SENSOR |
| HEX SCREW ISO 4017 M8X20 | 49 00 089 | 205 | 2 | 36 | 90 11 109 30 | PLATE MOUNTING |
| HEX SCREW ISO 4017 M8X20 | 49 00 089 | 332 | 1 | 47 | 90 80 031 5 | ROLLER |
| HEX SCREW ISO 4017 M8X20 | 49 00 089 | 123 | 3 | 93 | 90 80 311 9 | SLEWING PLATFORM |
| HEX SCREW ISO 4017 M8X20 | 49 00 089 | 901 | 4 | 125 | 93 24 124 01 | MOUNTING PARTS |
| HEX SCREW ISO 4017 M8X25 1 | 40 66 042 | 103 | 4 | 63 | 90 80 271 5 | JIB HEAD SECTION |
| HEX SCREW ISO 4017 M8X25 | 49 00 128 | 106 | 6 | 33 | 90 10 679 30 | CABLE ATTACHMENT |
| HEX SCREW ISO 4017 M8X25 | 49 00 128 | 134 | 14 | 72 | 90 80 291 6 | COUNTER JIB |
| HEX SCREW ISO 4017 M8X25 | 49 00 128 | 812 | 4 | 124 | 93 24 124 01 | MOUNTING PARTS |
| HEX SCREW ISO 4017 M8X30 | 49 00 111 | 112 | 4 | 52 | 90 80 162 7 | TOOL BOX |
| HEX SCREW ISO 4017 M8X30 | 49 00 111 | 125 | 4 | 93 | 90 80 311 9 | SLEWING PLATFORM |
| HEX SCREW ISO 4017 M8X30 | 49 00 111 | 614 | 2 | 94 | 90 80 312 5 | CURRENT COLLECTOR FAST |
| HEX SCREW ISO 4017 M8X30 | 49 00 111 | 526 | 1 | 143 | 95 71 756 01 | FASTENING DEVICE |
| HEX SCREW ISO 4017 M8X40 | 49 00 614 | 103 | 4 | 33 | 90 10 679 30 | CABLE ATTACHMENT |
| HEX SCREW ISO 4017 M8X40 | 49 00 614 | 445 | 2 | 42 | 90 11 763 30 | CENTRAL LUBRICATING SYS |
| HEX SCREW ISO 4017 M8X40 | 49 00 614 | 143 | 2 | 46 | 90 13 319 30 | CABLE ATTACHMENT |
| HEX SCREW ISO 4017 M8X50 | 46 00 052 | 444 | 2 | 42 | 90 11 763 30 | CENTRAL LUBRICATING SYS |
| HEX SCREW LN 31 M36X390 1 | 40 62 904 01 | 201 | 8 | 148 | 96 96 516 01 | FASTENERS |
| HINGED FRAME HAN 10B 36,5 | 60 56 649 01 | 53 | 1 | 145 | 96 95 855 01 | CONTROL |
| HINGED FRAME HAN 10B 36,5 | 60 56 650 01 | 125 | 1 | 83 | 90 80 306 7 | ELECTRIC INSTALL. CABIN |
| HINGED FRAME HAN 24B | 10 21 942 2 | 736 | 1 | 79 | 90 80 299 6 | ELECTRIC INSTALLATION |
| HOIST ROPE 16 211kN zZ bk b | 10 34 256 0 | 385 | 165m | 1 | 15 0E CB_0 | |
| HOLDING BRACKET C026.800 | 95 26 887 01 | 142 | 1 | 46 | 90 13 319 30 | CABLE ATTACHMENT |
| HOLDING BRACKET C062.070- | 90 11 600 30 | 1693 | 1 | 110 | 90 80 367 6 | DISPLAY |
| HOLDING BRACKET C062.070 | 90 11 601 30 | 210 | 1 | 40 | 90 11 600 30 | HOLDING BRACKET |
| HOOD E00.0000X365/038 | 93 23 530 01 | 33 | 1 | 120 | 93 23 524 01 | FREE JIB SLEWING |
| HOOK LEVEL SENSOR ELZ300 | 90 80 307 7 | 673 | 1 | 2 | 15 0E CB_0 | |
| HOUSING GET140AZ401-123. | 93 82 638 01 | 111 | 1 | 121 | 93 23 566 01 | GEARBOX |
| HOUSING GEWISS 82 1+3 D23 I | 10 35 349 0 | 301 | 1 | 149 | 96 99 124 01 | E-INST. AIR-CONDITIONING |
| HUB | 10 03 989 6 | 3 | 1 | 14 | 10 16 840 0 | BRAKE |
| HUB BO.35H7 BFE45816-004 | 50 28 638 01 | 3 | 1 | 16 | 10 16 927 4 | BRAKE |
| HYDRAULIC-TYPE LUBRICAT.N | 77 43 242 | 112 | 4 | 100 | 90 80 325 1 | SWING RING AND FIXING SC |
| INDENTED TAPE PA | 63 61 840 01 | 314 | 8 | 43 | 90 11 770 30 | ELECTRIC INSTALLATION |
| INDICATOR LAMP | 60 71 443 01 | 304 | 1 | 43 | 90 11 770 30 | ELECTRIC INSTALLATION |
| INLET NOZZLE | 62 98 997 01 | 875 | 1 | 124 | 93 24 124 01 | MOUNTING PARTS |
| INNER RING | 10 03 210 9 | 61 | 2 | 132 | 93 33 873 01 | PLANETARY GEARBOX |
| INNER WHEEL 68 734 4200 20 | 92 76 399 01 | 20 | 1 | 131 | 93 33 873 01 | PLANETARY GEARBOX |
| INNER WHEEL M=3,5 Z=78 GE | 93 82 639 01 | 111 | 1 | 136 | 93 82 638 01 | HOUSING |
| INPUT MODULE | 63 58 988 01 | 55 | 1 | 13 | 10 16 781 8 | CONTROL STAND |
| INPUT MODULE ANALOG | 63 59 000 01 | 54 | 1 | 13 | 10 16 781 8 | CONTROL STAND |
| INSTALL. SET FOR ANGLE TR | 69 10 610 01 | 110 | 1 | 157 | 97 50 879 01 | SLEWING ANGLE SENSOR |

26.5.2015

LE21035_150ecb8lit_etl_de

217

LIEBHERR

Alphabetischer Index
Alphabetical index

| Description | Item | Pos. | Quantity | Page | Assembly | Description |
|-----------------------------|--------------|------|----------|------|--------------|--------------------------|
| INTERFACE MODULE | 93 42 693 01 | 710 | 1 | 2 | 15 0E CB_0 | |
| INTERIOR LIGHT | 10 41 278 2 | 14 | 1 | 48 | 90 80 049 9 | CABIN |
| INTERMEDIATE JIB SECTION C | 90 80 228 7 | 202 | 1 | 1 | 15 0E CB_0 | |
| INTERMEDIATE JIB SECTION C | 90 80 228 8 | 111 | 1 | 56 | 90 80 228 7 | INTERMEDIATE JIB SECTION |
| INTERMEDIATE JIB SECTION C | 90 80 240 1 | 203 | 1 | 1 | 15 0E CB_0 | |
| INTERMEDIATE JIB SECTION C | 90 80 240 2 | 111 | 1 | 58 | 90 80 240 1 | INTERMEDIATE JIB SECTION |
| INTERMEDIATE JIB SECTION C | 90 80 233 4 | 204 | 1 | 1 | 15 0E CB_0 | |
| INTERMEDIATE JIB SECTION C | 90 80 233 5 | 111 | 1 | 57 | 90 80 233 4 | INTERMEDIATE JIB SECTION |
| INTERMEDIATE JIB SECTION C | 90 80 243 4 | 205 | 1 | 1 | 15 0E CB_0 | |
| INTERMEDIATE JIB SECTION C | 90 80 245 9 | 111 | 1 | 59 | 90 80 243 4 | INTERMEDIATE JIB SECTION |
| INTERMEDIATE JIB SECTION C | 90 80 257 1 | 206 | 1 | 1 | 15 0E CB_0 | |
| INTERMEDIATE JIB SECTION C | 90 80 257 2 | 111 | 1 | 60 | 90 80 257 1 | INTERMEDIATE JIB SECTION |
| INTERMEDIATE JIB SECTION C | 90 80 262 1 | 207 | 1 | 1 | 15 0E CB_0 | |
| INTERMEDIATE JIB SECTION C | 90 80 262 2 | 111 | 1 | 61 | 90 80 262 1 | INTERMEDIATE JIB SECTION |
| INTERMEDIATE JIB SECTION C | 90 80 267 9 | 208 | 1 | 1 | 15 0E CB_0 | |
| INTERMEDIATE JIB SECTION C | 90 80 268 0 | 111 | 1 | 62 | 90 80 267 9 | INTERMEDIATE JIB SECTION |
| INTERMEDIATE PART E00.000 | 96 91 364 01 | 730 | 1 | 79 | 90 80 299 6 | ELECTRIC INSTALLATION |
| INTERNAL GEARED WHEEL | 10 02 189 0 | 20 | 1 | 4 | 10 00 622 7 | PLANETARY GEARBOX |
| JIB HEAD SECTION C073.070- | 90 80 271 5 | 210 | 1 | 1 | 15 0E CB_0 | |
| JIB HEAD SECTION C073.070-6 | 90 80 271 6 | 111 | 1 | 63 | 90 80 271 5 | JIB HEAD SECTION |
| JIB PIVOTING SECTION C073. | 90 80 276 1 | 201 | 1 | 1 | 15 0E CB_0 | |
| JIB PIVOTING SECTION C073. | 90 80 276 2 | 111 | 1 | 64 | 90 80 276 1 | JIB PIVOTING SECTION |
| JIB SUSPENSION C063.070-61 | 90 11 477 30 | 265 | 2 | 1 | 15 0E CB_0 | |
| KEY RING 26X30,5X2,0 | 77 90 007 01 | 139 | 2 | 65 | 90 80 276 1 | JIB PIVOTING SECTION |
| KNOTTED-LINK CHAIN DIN 56 | 74 00 020 01 | 140 | 0.175m | 65 | 90 80 276 1 | JIB PIVOTING SECTION |
| KNURLED SCREW | 70 42 328 01 | 202 | 1 | 40 | 90 11 600 30 | HOLDING BRACKET |
| LADDER C064.001-411.120 | 96 93 701 01 | 140 | 1 | 93 | 90 80 311 9 | SLEWING PLATFORM |
| LAMP SOCKET | 10 00 635 0 | 2 | 1 | 5 | 10 00 634 9 | PUSH-BUTTON |
| LAMP SOCKET | 10 00 635 1 | 2 | 1 | 6 | 10 00 635 2 | SIGNAL LAMP |
| LEVER | 10 03 989 5 | 1 | 1 | 8 | 10 16 636 3 | MANUAL RELEASE |
| LEVER BHE45816-002 | 50 28 861 01 | 5 | 1 | 16 | 10 16 927 4 | BRAKE |
| LEVER C073.070-661.141 | 90 80 301 7 | 141 | 1 | 68 | 90 80 284 2 | TROLLEY |
| LEVER E00.0000X335/004-000 | 93 23 529 01 | 15 | 1 | 120 | 93 23 524 01 | FREE JIB SLEWING |
| LIGHT BULB 24V 5W | 10 41 278 3 | 15 | 2 | 48 | 90 80 049 9 | CABIN |
| LIGHTING TRANSFORMER BV | 11 62 013 4 | 10 | 1 | 107 | 90 80 348 0 | TRANSFORMER |
| LIMIT STOP BOLT NP-152/A 30 | 90 00 059 30 | 105 | 1 | 57 | 90 80 233 4 | INTERMEDIATE JIB SECTION |
| LIMIT STOP BOLT NP-152/A 3 | 90 11 307 30 | 108 | 1 | 63 | 90 80 271 5 | JIB HEAD SECTION |
| LIMIT STOP BUFFER DIN 9536 | 72 66 162 01 | 109 | 2 | 63 | 90 80 271 5 | JIB HEAD SECTION |
| LIMIT STOP BUFFER DIN 9536 | 72 66 162 01 | 115 | 2 | 64 | 90 80 276 1 | JIB PIVOTING SECTION |
| LIMIT SWITCH 1:220 | 60 60 248 01 | 195 | 0 | 28 | 90 00 386 9 | WINCH |
| LIMIT SWITCH TASTEND SCHL | 10 11 257 8 | 138 | 0 | 146 | 96 96 482 01 | SLEWING RING SUPPORT |
| LIMIT WASHER WIW250MZ411- | 90 00 413 8 | 151 | 1 | 26 | 90 00 386 9 | WINCH |
| LIMMIT DISK WIW250MZ411-44 | 90 00 413 9 | 152 | 1 | 26 | 90 00 386 9 | WINCH |
| LINE MARKER | 60 27 860 01 | 120 | 0 | 112 | 90 80 402 2 | CONTROL LEAD |
| LINE MARKER | 60 27 861 01 | 728 | 1 | 158 | 97 50 906 01 | CONTROL LEAD |
| LINE MARKER | 60 27 862 01 | 120 | 0 | 127 | 93 25 736 01 | CONTROL LEAD |
| LINE MARKER | 60 27 864 01 | 120 | 0 | 126 | 93 25 658 01 | CONTROL LEAD |
| LINE MARKER | 60 27 864 01 | 120 | 0 | 160 | 97 51 166 01 | CONTROL LEAD |
| LINE MARKER | 60 27 865 01 | 120 | 0 | 159 | 97 51 009 01 | CONTROL LEAD |
| LINE MARKER | 60 27 866 01 | 120 | 0 | 162 | 97 51 170 01 | CONTROL LEAD |
| LOAD HOOK LAH063EF031-11 | 98 45 171 01 | 110 | 1 | 25 | 90 00 339 8 | LOAD HOOK |
| LOAD HOOK LAH080ET013-10 | 90 00 339 8 | 100 | 1 | 23 | 90 00 337 1 | BOTTOM HOOK BLOCK |
| LOAD SENSOR ELZ303AD000- | 90 80 311 3 | 671 | 1 | 2 | 15 0E CB_0 | |
| LOCK | 10 41 278 5 | 17 | 1 | 48 | 90 80 049 9 | CABIN |
| LOCK NUT DIN 7967 M 8 FEDE | 42 35 004 01 | 213 | 8 | 105 | 90 80 339 8 | TOWER LABELS |
| LOCK WASHER 10,5/16X2 VS 1 | 42 29 913 | 188 | 2 | 117 | 93 19 635 01 | TROLLEY TRAVEL GEAR |
| LOCK WASHER 13/18X2,1 VS | 42 39 112 01 | 303 | 4 | 66 | 90 80 282 4 | WEB |
| LOCK WASHER 13/18X2,1 VS | 42 39 112 01 | 403 | 4 | 67 | 90 80 282 6 | PLATFORM |
| LOCK WASHER 13/18X2,1 VS | 42 39 112 01 | 116 | 8 | 68 | 90 80 284 2 | TROLLEY |
| LOCK WASHER 13/18X2,1 VS | 42 39 112 01 | 207 | 6 | 70 | 90 80 285 6 | PLATFORM |

26.5.2015

LE21035_150ecb8lit_etl_de

218

LIEBHERRAlphabetischer Index
Alphabetical index

| Description | Item | Pos. | Quantity | Page | Assembly | Description |
|----------------------------|--------------|------|----------|------|--------------|-------------------------|
| LOCK WASHER 13/18X2,1 VS | 42 39 112 01 | 141 | 10 | 93 | 90 80 311 9 | SLEWING PLATFORM |
| LOCK WASHER 13/18X2,1 VS | 42 39 112 01 | 503 | 4 | 97 | 90 80 317 1 | WEB |
| LOCK WASHER 13/18X2,1 VS | 42 39 112 01 | 116 | 4 | 102 | 90 80 336 0 | PLATFORM |
| LOCK WASHER 13/18X2,1 VS | 42 39 112 01 | 142 | 4 | 117 | 93 19 635 01 | TROLLEY TRAVEL GEAR |
| LOCK WASHER 13/18X2,1 VS | 42 39 112 01 | 162 | 6 | 117 | 93 19 635 01 | TROLLEY TRAVEL GEAR |
| LOCK WASHER 13/18X2,1 VS | 42 39 112 01 | 757 | 4 | 124 | 93 24 124 01 | MOUNTING PARTS |
| LOCK WASHER 13/18X2,1 VS | 42 39 112 01 | 53 | 8 | 131 | 93 33 873 01 | PLANETARY GEARBOX |
| LOCK WASHER 13/18X2,1 VS | 42 39 112 01 | 126 | 4 | 136 | 93 82 638 01 | HOUSING |
| LOCK WASHER 13/18X2,1 VS | 42 39 112 01 | 136 | 5 | 136 | 93 82 638 01 | HOUSING |
| LOCK WASHER 13/18X2,1 VS | 42 39 112 01 | 133 | 2 | 155 | 97 44 248 01 | FASTENERS |
| LOCK WASHER 15/22X2,2 VS Z | 10 00 491 2 | 623 | 3 | 94 | 90 80 312 5 | CURRENT COLLECTOR FAST |
| LOCK WASHER 17/24X2,6 VS | 42 39 116 01 | 142 | 6 | 26 | 90 00 386 9 | WINCH |
| LOCK WASHER 17/24X2,6 VS | 42 39 116 01 | 147 | 2 | 26 | 90 00 386 9 | WINCH |
| LOCK WASHER 17/24X2,6 VS | 42 39 116 01 | 159 | 6 | 27 | 90 00 386 9 | WINCH |
| LOCK WASHER 17/24X2,6 VS | 42 39 116 01 | 605 | 2 | 94 | 90 80 312 5 | CURRENT COLLECTOR FAST |
| LOCK WASHER 17/24X2,6 VS | 42 39 116 01 | 707 | 4 | 124 | 93 24 124 01 | MOUNTING PARTS |
| LOCK WASHER 17/24X2,6 VS | 42 39 116 01 | 528 | 1 | 143 | 95 71 756 01 | FASTENING DEVICE |
| LOCK WASHER 21/30X2,8 VS | 42 39 120 01 | 415 | 1 | 23 | 90 00 337 1 | BOTTOM HOOK BLOCK |
| LOCK WASHER 21/30X2,8 VS | 42 39 120 01 | 715 | 6 | 24 | 90 00 337 1 | BOTTOM HOOK BLOCK |
| LOCK WASHER 21/30X2,8 VS | 42 39 120 01 | 129 | 12 | 93 | 90 80 311 9 | SLEWING PLATFORM |
| LOCK WASHER 21/30X2,8 VS | 42 39 120 01 | 126 | 12 | 155 | 97 44 248 01 | FASTENERS |
| LOCK WASHER 25,6/36X3,3 VS | 42 39 124 01 | 120 | 1 | 98 | 90 80 317 6 | CABIN PLATFORM |
| LOCK WASHER 4,3/7X1 VS ZN | 42 39 104 01 | 822 | 2 | 124 | 93 24 124 01 | MOUNTING PARTS |
| LOCK WASHER 4,3/7X1 VS ZN | 42 39 104 01 | 841 | 2 | 124 | 93 24 124 01 | MOUNTING PARTS |
| LOCK WASHER 4,3/7X1 VS ZN | 42 39 104 01 | 841 | 2 | 129 | 93 28 859 01 | MOUNTING PARTS |
| LOCK WASHER 4,3/7X1 VS ZN | 42 39 104 01 | 5 | 4 | 130 | 93 28 869 01 | SEPARATE FAN |
| LOCK WASHER 4,3/7X1 VS ZN | 42 39 104 01 | 108 | 4 | 159 | 97 51 009 01 | CONTROL LEAD |
| LOCK WASHER 4,3/7X1 VS ZN | 42 39 104 01 | 108 | 4 | 160 | 97 51 166 01 | CONTROL LEAD |
| LOCK WASHER 4,3/7X1 VS ZN | 42 39 104 01 | 108 | 4 | 162 | 97 51 170 01 | CONTROL LEAD |
| LOCK WASHER 6,4/10X1,4 VS | 42 39 106 01 | 134 | 2 | 25 | 90 00 339 8 | LOAD HOOK |
| LOCK WASHER 6,4/10X1,4 VS | 42 39 106 01 | 771 | 4 | 79 | 90 80 299 6 | ELECTRIC INSTALLATION |
| LOCK WASHER 6,4/10X1,4 VS | 42 39 106 01 | 33 | 2 | 88 | 90 80 307 8 | TROLLEY SENSOR |
| LOCK WASHER 6,4/10X1,4 VS | 42 39 106 01 | 31 | 4 | 91 | 90 80 311 4 | SENSOR |
| LOCK WASHER 6,4/10X1,4 VS | 42 39 106 01 | 618 | 8 | 94 | 90 80 312 5 | CURRENT COLLECTOR FAST |
| LOCK WASHER 6,4/10X1,4 VS | 42 39 106 01 | 129 | 2 | 99 | 90 80 317 6 | CABIN PLATFORM |
| LOCK WASHER 6,4/10X1,4 VS | 42 39 106 01 | 108 | 12 | 102 | 90 80 336 0 | PLATFORM |
| LOCK WASHER 6,4/10X1,4 VS | 42 39 106 01 | 1695 | 4 | 110 | 90 80 367 6 | DISPLAY |
| LOCK WASHER 6,4/10X1,4 VS | 42 39 106 01 | 905 | 2 | 115 | 90 80 643 2 | ADDITIONAL KIT |
| LOCK WASHER 6,4/10X1,4 VS | 42 39 106 01 | 808 | 2 | 124 | 93 24 124 01 | MOUNTING PARTS |
| LOCK WASHER 6,4/10X1,4 VS | 42 39 106 01 | 872 | 4 | 124 | 93 24 124 01 | MOUNTING PARTS |
| LOCK WASHER 6,4/10X1,4 VS | 42 39 106 01 | 812 | 4 | 129 | 93 28 859 01 | MOUNTING PARTS |
| LOCK WASHER 6,4/10X1,4 VS | 42 39 106 01 | 872 | 4 | 129 | 93 28 859 01 | MOUNTING PARTS |
| LOCK WASHER 6,4/10X1,4 VS | 42 39 106 01 | 121 | 8 | 146 | 96 96 482 01 | SLEWING RING SUPPORT |
| LOCK WASHER 6,4/10X1,4 VS | 42 39 106 01 | 322 | 4 | 151 | 96 99 582 01 | MOTOR |
| LOCK WASHER 8,4/13X1,7 VS | 42 39 108 01 | 198 | 0 | 28 | 90 00 386 9 | WINCH |
| LOCK WASHER 8,4/13X1,7 VS | 42 39 108 01 | 103 | 4 | 31 | 90 03 019 0 | DEVICE PLATE |
| LOCK WASHER 8,4/13X1,7 VS | 42 39 108 01 | 105 | 10 | 33 | 90 10 679 30 | CABLE ATTACHMENT |
| LOCK WASHER 8,4/13X1,7 VS | 42 39 108 01 | 203 | 6 | 36 | 90 11 109 30 | PLATE MOUNTING |
| LOCK WASHER 8,4/13X1,7 VS | 42 39 108 01 | 448 | 4 | 42 | 90 11 763 30 | CENTRAL LUBRICATING SYS |
| LOCK WASHER 8,4/13X1,7 VS | 42 39 108 01 | 145 | 2 | 46 | 90 13 319 30 | CABLE ATTACHMENT |
| LOCK WASHER 8,4/13X1,7 VS | 42 39 108 01 | 333 | 1 | 47 | 90 80 031 5 | ROLLER |
| LOCK WASHER 8,4/13X1,7 VS | 42 39 108 01 | 105 | 4 | 63 | 90 80 271 5 | JIB HEAD SECTION |
| LOCK WASHER 8,4/13X1,7 VS | 42 39 108 01 | 136 | 14 | 72 | 90 80 291 6 | COUNTER JIB |
| LOCK WASHER 8,4/13X1,7 VS | 42 39 108 01 | 33 | 3 | 87 | 90 80 307 7 | HOOK LEVEL SENSOR |
| LOCK WASHER 8,4/13X1,7 VS | 42 39 108 01 | 38 | 3 | 88 | 90 80 307 8 | TROLLEY SENSOR |
| LOCK WASHER 8,4/13X1,7 VS | 42 39 108 01 | 122 | 4 | 93 | 90 80 311 9 | SLEWING PLATFORM |
| LOCK WASHER 8,4/13X1,7 VS | 42 39 108 01 | 615 | 2 | 94 | 90 80 312 5 | CURRENT COLLECTOR FAST |
| LOCK WASHER 8,4/13X1,7 VS | 42 39 108 01 | 217 | 8 | 105 | 90 80 339 8 | TOWER LABELS |
| LOCK WASHER 8,4/13X1,7 VS | 42 39 108 01 | 31 | 3 | 120 | 93 23 524 01 | FREE JIB SLEWING |
| LOCK WASHER 8,4/13X1,7 VS | 42 39 108 01 | 792 | 4 | 124 | 93 24 124 01 | MOUNTING PARTS |

26.5.2015

LE21035_150ecb8lit_etl_de

219

LIEBHERR

Alphabetischer Index
Alphabetical index

| Description | Item | Pos. | Quantity | Page | Assembly | Description |
|-----------------------------|--------------|------|----------|------|--------------|------------------------|
| LOCK WASHER 8,4/13X1,7 VS | 42 39 108 01 | 813 | 4 | 124 | 93 24 124 01 | MOUNTING PARTS |
| LOCK WASHER 8,4/13X1,7 VS | 42 39 108 01 | 902 | 4 | 125 | 93 24 124 01 | MOUNTING PARTS |
| LOCK WASHER 8,4/13X1,7 VS | 42 39 108 01 | 757 | 4 | 129 | 93 28 859 01 | MOUNTING PARTS |
| LOCK WASHER 8,4/13X1,7 VS | 42 39 108 01 | 527 | 1 | 143 | 95 71 756 01 | FASTENING DEVICE |
| LOCK WASHER 8,4/13X1,7 VS | 42 39 108 01 | 127 | 2 | 146 | 96 96 482 01 | SLEWING RING SUPPORT |
| LOCK WASHER VS 10 ZN5/CN/ | 42 39 110 01 | 177 | 4 | 27 | 90 00 386 9 | WINCH |
| LOCK WASHER VS 10 ZN5/CN/ | 42 39 110 01 | 107 | 2 | 38 | 90 11 597 30 | WIND WARNING UNIT |
| LOCK WASHER VS 10 ZN5/CN/ | 42 39 110 01 | 114 | 4 | 63 | 90 80 271 5 | JIB HEAD SECTION |
| LOCK WASHER VS 10 ZN5/CN/ | 42 39 110 01 | 122 | 4 | 64 | 90 80 276 1 | JIB PIVOTING SECTION |
| LOCK WASHER VS 10 ZN5/CN/ | 42 39 110 01 | 127 | 8 | 68 | 90 80 284 2 | TROLLEY |
| LOCK WASHER VS 10 ZN5/CN/ | 42 39 110 01 | 154 | 4 | 82 | 90 80 305 4 | PROTECTION |
| LOCK WASHER VS 10 ZN5/CN/ | 42 39 110 01 | 612 | 11 | 94 | 90 80 312 5 | CURRENT COLLECTOR FAST |
| LOCK WASHER VS 10 ZN5/CN/ | 42 39 110 01 | 124 | 2 | 96 | 90 80 314 8 | PIN |
| LOCK WASHER VS 10 ZN5/CN/ | 42 39 110 01 | 107 | 16 | 98 | 90 80 317 6 | CABIN PLATFORM |
| LOCK WASHER VS 10 ZN5/CN/ | 42 39 110 01 | 120 | 12 | 102 | 90 80 336 0 | PLATFORM |
| LOCK WASHER VS 10 ZN5/CN/ | 42 39 110 01 | 843 | 4 | 124 | 93 24 124 01 | MOUNTING PARTS |
| LOCK WASHER VS 10 ZN5/CN/ | 42 39 110 01 | 519 | 2 | 143 | 95 71 756 01 | FASTENING DEVICE |
| LOCK WASHER VS 10 ZN5/CN/ | 42 39 110 01 | 148 | 2 | 156 | 97 50 268 01 | FASTENER |
| LOCK WASHER VS 5 ZN5/CN/T | 42 39 105 01 | 621 | 8 | 77 | 90 80 299 4 | ELECTRIC INSTALLATION |
| LOCK WASHER VS 5 ZN5/CN/T | 42 39 105 01 | 654 | 4 | 114 | 90 80 608 5 | PROTECTION |
| LOCK WASHER VS 5 ZN5/CN/T | 42 39 105 01 | 10 | 4 | 120 | 93 23 524 01 | FREE JIB SLEWING |
| LOCK WASHER VS 5 ZN5/CN/T | 42 39 105 01 | 35 | 3 | 120 | 93 23 524 01 | FREE JIB SLEWING |
| LOCK WASHER VS 5 ZN5/CN/T | 42 39 105 01 | 837 | 2 | 124 | 93 24 124 01 | MOUNTING PARTS |
| LOCK WASHER VS 5 ZN5/CN/T | 42 39 105 01 | 877 | 4 | 124 | 93 24 124 01 | MOUNTING PARTS |
| LOCK WASHER VS 5 ZN5/CN/T | 42 39 105 01 | 892 | 8 | 125 | 93 24 124 01 | MOUNTING PARTS |
| LOCK WASHER VS 5 ZN5/CN/T | 42 39 105 01 | 7 | 4 | 130 | 93 28 869 01 | SEPARATE FAN |
| LOCK WASHER VS 5 ZN5/CN/T | 42 39 105 01 | 140 | 0 | 146 | 96 96 482 01 | SLEWING RING SUPPORT |
| LOCKING LAH080ET013-800 | 90 03 929 3 | 800 | 0 | 24 | 90 00 337 1 | BOTTOM HOOK BLOCK |
| LOCKING PLATE DIN 432 10,5 | 42 31 008 01 | 216 | 4 | 23 | 90 00 337 1 | BOTTOM HOOK BLOCK |
| LOCKING PLATE DIN 432 17 S | 42 31 012 01 | 433 | 4 | 23 | 90 00 337 1 | BOTTOM HOOK BLOCK |
| LOCKING RING DIN 471 100X3 | 10 17 160 0 | 154 | 1 | 27 | 90 00 386 9 | WINCH |
| LOCKING RING DIN 471 130X4 | 42 80 076 01 | 23 | 1 | 4 | 10 00 622 7 | PLANETARY GEARBOX |
| LOCKING RING DIN 471 25X2 | 10 17 157 5 | 123 | 3 | 139 | 93 82 811 01 | SHAFT |
| LOCKING RING DIN 471 28X1,5 | 10 17 157 6 | 112 | 1 | 117 | 93 19 635 01 | TROLLEY TRAVEL GEAR |
| LOCKING RING DIN 471 28X1,5 | 10 17 157 6 | 144 | 1 | 117 | 93 19 635 01 | TROLLEY TRAVEL GEAR |
| LOCKING RING DIN 471 30X1,5 | 10 17 157 7 | 329 | 1 | 47 | 90 80 031 5 | ROLLER |
| LOCKING RING DIN 471 35X1,5 | 42 80 029 01 | 7 | 4 | 4 | 10 00 622 7 | PLANETARY GEARBOX |
| LOCKING RING DIN 471 35X1,5 | 10 17 157 9 | 174 | 1 | 117 | 93 19 635 01 | TROLLEY TRAVEL GEAR |
| LOCKING RING DIN 471 35X1,5 | 10 17 157 9 | 679 | 1 | 128 | 93 28 858 01 | ROTOR |
| LOCKING RING DIN 471 35X2,5 | 40 00 874 03 | 33 | 3 | 131 | 93 33 873 01 | PLANETARY GEARBOX |
| LOCKING RING DIN 471 35X2,5 | 40 00 874 03 | 123 | 3 | 137 | 93 82 699 01 | SHAFT |
| LOCKING RING DIN 471 40X1,7 | 42 80 035 01 | 19 | 1 | 4 | 10 00 622 7 | PLANETARY GEARBOX |
| LOCKING RING DIN 471 40X1,7 | 10 17 158 1 | 767 | 1 | 129 | 93 28 859 01 | MOUNTING PARTS |
| LOCKING RING DIN 471 50X2 | 10 17 158 5 | 454 | 1 | 128 | 93 28 858 01 | ROTOR |
| LOCKING RING DIN 471 50X2 | 10 17 158 5 | 66 | 1 | 132 | 93 33 873 01 | PLANETARY GEARBOX |
| LOCKING RING DIN 471 50X3 | 40 00 859 03 | 123 | 3 | 138 | 93 82 702 01 | SHAFT |
| LOCKING RING DIN 471 60X2 | 10 17 158 8 | 678 | 2 | 122 | 93 24 123 01 | ROTOR |
| LOCKING RING DIN 471 60X3 | 42 80 122 01 | 8 | 3 | 131 | 93 33 873 01 | PLANETARY GEARBOX |
| LOCKING RING DIN 471 65X2,5 | 10 17 158 9 | 723 | 1 | 124 | 93 24 124 01 | MOUNTING PARTS |
| LOCKING RING DIN 471 70X2,5 | 10 17 159 2 | 174 | 1 | 27 | 90 00 386 9 | WINCH |
| LOCKING RING DIN 471 85X3 | 10 17 159 7 | 454 | 2 | 122 | 93 24 123 01 | ROTOR |
| LOCKING RING DIN 472 130X4 | 42 81 039 01 | 18 | 1 | 4 | 10 00 622 7 | PLANETARY GEARBOX |
| LOCKING RING DIN 472 140X4 | 42 81 041 01 | 724 | 1 | 124 | 93 24 124 01 | MOUNTING PARTS |
| LOCKING RING DIN 472 185X4 | 42 81 049 01 | 24 | 1 | 4 | 10 00 622 7 | PLANETARY GEARBOX |
| LOCKING RING DIN 472 55X2 | 10 17 162 2 | 103 | 1 | 154 | 97 05 794 01 | WHEEL |
| LOCKING RING DIN 472 62X2 | 10 17 162 5 | 328 | 1 | 47 | 90 80 031 5 | ROLLER |
| LOCKING RING DIN 472 62X2 | 10 17 162 5 | 3 | 1 | 141 | 93 88 091 01 | ROPE PULLEY |
| LOCKING RING DIN 472 72X2,5 | 10 17 162 8 | 175 | 1 | 117 | 93 19 635 01 | TROLLEY TRAVEL GEAR |
| LOCKING RING DIN 472 80X2,5 | 10 17 163 0 | 67 | 1 | 132 | 93 33 873 01 | PLANETARY GEARBOX |
| LOCKING RING DIN 472 85X3 | 10 17 163 1 | 324 | 2 | 47 | 90 80 031 5 | ROLLER |

26.5.2015

LE21035_150ecb8lit_etl_de

220

LIEBHERR

Alphabetischer Index
Alphabetical index

| Description | Item | Pos. | Quantity | Page | Assembly | Description |
|-----------------------------|--------------|------|----------|------|--------------|-------------------------|
| LOCKING RING DIN 472 90X3 | 10 17 163 2 | 765 | 1 | 129 | 93 28 859 01 | MOUNTING PARTS |
| LOWER PLATE DIN 5244 180 | 79 00 315 01 | 103 | 1 | 55 | 90 80 214 0 | TOOLS |
| MALE INSERT HAN 16B HSB 6- | 60 56 108 01 | 606 | 1 | 77 | 90 80 299 4 | ELECTRIC INSTALLATION |
| MALE INSERT HAN E MODUL 6 | 26 04 078 02 | 737 | 1 | 79 | 90 80 299 6 | ELECTRIC INSTALLATION |
| MALE INSERT HAN MODUL 12 | 60 56 645 01 | 741 | 1 | 79 | 90 80 299 6 | ELECTRIC INSTALLATION |
| MALE INSERT HAN MODUL 12 | 60 56 645 01 | 129 | 1 | 83 | 90 80 306 7 | ELECTRIC INSTALL. CABIN |
| MALE INSERT HAN QUINTAX 4 | 60 56 641 01 | 740 | 1 | 79 | 90 80 299 6 | ELECTRIC INSTALLATION |
| MALE INSERT HAN QUINTAX 4 | 60 56 641 01 | 126 | 1 | 83 | 90 80 306 7 | ELECTRIC INSTALL. CABIN |
| MANUAL BRAKE RELEASE BR | 10 16 636 1 | 2 | 1 | 8 | 10 16 636 3 | MANUAL RELEASE |
| MANUAL RELEASE | 10 16 636 3 | 14 | 1 | 15 | 10 16 885 4 | SOLENOID |
| MANUFACTURER'S PLATE SLD | 99 11 318 01 | 551 | 1 | 23 | 90 00 337 1 | BOTTOM HOOK BLOCK |
| MICRO SWITCH 250V 5A 1W I | 10 03 991 0 | 10 | 1 | 15 | 10 16 885 4 | SOLENOID |
| MODEM 4005-10572 | 90 02 293 2 | 70 | 1 | 30 | 90 03 019 0 | DEVICE PLATE |
| MODULE 24V DC | 63 01 474 01 | 25 | 1 | 145 | 96 95 855 01 | CONTROL |
| MOTOR B5 5,5kW 400/230V 50/ | 10 19 351 0 | 140 | 1 | 117 | 93 19 635 01 | TROLLEY TRAVEL GEAR |
| MOTOR E12.0585X000/116 SP | 96 99 582 01 | 901 | 1 | 150 | 96 99 471 01 | SLEWING GEAR |
| MOTOR E12.0881X000/150 B5 | 93 23 058 01 | 140 | 1 | 26 | 90 00 386 9 | WINCH |
| MOTOR HOUSING GET140AZ | 93 82 693 01 | 112 | 1 | 136 | 93 82 638 01 | HOUSING |
| MOULDING 30mm/5:1 | 60 30 057 01 | 103 | 1 | 157 | 97 50 879 01 | SLEWING ANGLE SENSOR |
| MOULDING 31mm/4,3:1 | 60 30 053 01 | 104 | 1 | 159 | 97 51 009 01 | CONTROL LEAD |
| MOULDING 31mm/4,3:1 | 60 30 053 01 | 105 | 1 | 160 | 97 51 166 01 | CONTROL LEAD |
| MOULDING 31mm/4,3:1 | 60 30 053 01 | 105 | 1 | 162 | 97 51 170 01 | CONTROL LEAD |
| MOULDING 31mm/4,3:1 | 60 30 054 01 | 2 | 1 | 11 | 10 16 773 8 | BUS LINE |
| MOULDING 31mm/4,3:1 | 60 30 054 01 | 104 | 2 | 112 | 90 80 402 2 | CONTROL LEAD |
| MOULDING 31mm/4,3:1 | 60 30 054 01 | 104 | 1 | 126 | 93 25 658 01 | CONTROL LEAD |
| MOULDING 31mm/4,3:1 | 60 30 054 01 | 104 | 1 | 127 | 93 25 736 01 | CONTROL LEAD |
| MOULDING 31mm/4,3:1 | 60 30 054 01 | 724 | 2 | 158 | 97 50 906 01 | CONTROL LEAD |
| MOULDING 31mm/4,3:1 | 60 30 054 01 | 105 | 1 | 159 | 97 51 009 01 | CONTROL LEAD |
| MOULDING 31mm/4,3:1 | 60 30 054 01 | 103 | 1 | 160 | 97 51 166 01 | CONTROL LEAD |
| MOULDING 31mm/4,3:1 | 60 30 054 01 | 103 | 1 | 162 | 97 51 170 01 | CONTROL LEAD |
| MOUNTING BRACKET E00.000 | 93 24 128 01 | 798 | 1 | 124 | 93 24 124 01 | MOUNTING PARTS |
| MOUNTING PARTS E12.0500x | 93 28 859 01 | 700 | 1 | 151 | 96 99 582 01 | MOTOR |
| MOUNTING PARTS E12.0800X | 93 24 124 01 | 700 | 1 | 118 | 93 23 058 01 | MOTOR |
| MOUNTING ROPE 86kN 10mmX | 77 55 795 01 | 128 | 2 | 64 | 90 80 276 1 | JIB PIVOTING SECTION |
| MOUNTING ROPE 86kN 10mmX | 77 55 795 01 | 132 | 2 | 72 | 90 80 291 6 | COUNTER JIB |
| NUT AEHNL.ISO 4032 M33 10 | 41 15 058 01 | 206 | 2 | 37 | 90 11 477 30 | JIB SUSPENSION |
| NUT AEHNL.ISO 4032 M8 8 A3C | 41 15 411 01 | 882 | 4 | 125 | 93 24 124 01 | MOUNTING PARTS |
| NUT AEHNL.ISO 4033 M36 12 | 41 15 183 01 | 202 | 8 | 148 | 96 96 516 01 | FASTENERS |
| O-RING 130x4 NBR 70 | 76 10 610 03 | 16 | 1 | 4 | 10 00 622 7 | PLANETARY GEARBOX |
| O-RING 14X2 NBR 70 | 72 64 267 01 | 114 | 4 | 117 | 93 19 635 01 | TROLLEY TRAVEL GEAR |
| O-RING 14X3 NBR 70 | 72 64 056 01 | 114 | 4 | 26 | 90 00 386 9 | WINCH |
| O-RING 170X3 NBR 70 | 73 60 286 03 | 56 | 1 | 132 | 93 33 873 01 | PLANETARY GEARBOX |
| O-RING 22,2x3 NBR 70 | 72 64 106 01 | 115 | 2 | 26 | 90 00 386 9 | WINCH |
| O-RING 275X4 NBR 72 | 72 64 148 03 | 121 | 1 | 136 | 93 82 638 01 | HOUSING |
| O-RING 275X4 NBR 72 | 72 64 148 03 | 131 | 1 | 136 | 93 82 638 01 | HOUSING |
| O-RING 300X3 NBR 70 | 50 23 191 01 | 51 | 1 | 131 | 93 33 873 01 | PLANETARY GEARBOX |
| O-RING 300X6 EPDM 70 | 72 64 584 01 | 71 | 1 | 132 | 93 33 873 01 | PLANETARY GEARBOX |
| O-RING 330,0X3 NBR 70 LN 26 | 72 64 299 01 | 19 | 2 | 131 | 93 33 873 01 | PLANETARY GEARBOX |
| O-RING 40X2,5 NBR70 | 72 64 214 08 | 5 | 3 | 15 | 10 16 885 4 | SOLENOID |
| O-RING DIN 3771 160X3 NBR 7 | 72 64 277 01 | 9 | 1 | 4 | 10 00 622 7 | PLANETARY GEARBOX |
| OIL CHANGE | 98 08 099 01 | 182 | 0 | 27 | 90 00 386 9 | WINCH |
| OIL CHANGE | 98 08 099 01 | 152 | 0 | 121 | 93 23 566 01 | GEARBOX |
| OIL LEVEL SIGHT GLASS LEI | 77 43 221 01 | 127 | 1 | 26 | 90 00 386 9 | WINCH |
| OIL LEVEL SIGHT GLASS LEI | 77 43 221 01 | 127 | 1 | 117 | 93 19 635 01 | TROLLEY TRAVEL GEAR |
| OIL LEVEL SIGHT GLASS LEI | 77 43 221 01 | 127 | 1 | 136 | 93 82 638 01 | HOUSING |
| ONLY USE GRADED ROLLERS | 98 08 098 01 | 18 | 0 | 131 | 93 33 873 01 | PLANETARY GEARBOX |
| OPEN END SPANNER DIN 311 | 88 51 230 01 | 110 | 1 | 55 | 90 80 214 0 | TOOLS |
| OPEN END SPANNER DIN 311 | 88 51 245 01 | 108 | 1 | 55 | 90 80 214 0 | TOOLS |
| OPEN END SPANNER DIN 311 | 88 51 210 01 | 109 | 1 | 55 | 90 80 214 0 | TOOLS |
| OPEN END SPANNER DIN 894 | 80 34 666 | 106 | 1 | 55 | 90 80 214 0 | TOOLS |

26.5.2015

LE21035_150ecb8lit_etl_de

221

LIEBHERRAlphabetischer Index
Alphabetical index

| Description | Item | Pos. | Quantity | Page | Assembly | Description |
|---------------------------------------|--------------|------|----------|------|--------------|--------------------------|
| OPEN END SPANNER DIN 894 | 79 00 004 01 | 104 | 1 | 55 | 90 80 214 0 | TOOLS |
| OPEN END SPANNER DIN 895 | 79 00 037 01 | 107 | 1 | 55 | 90 80 214 0 | TOOLS |
| OPEN END SPANNER SW50 | 79 00 003 01 | 105 | 1 | 55 | 90 80 214 0 | TOOLS |
| OUTPUT SHAFT GET140AZ404- | 93 82 847 01 | 111 | 1 | 140 | 93 82 846 01 | POWER TAKE-OFF |
| OUTPUT SHAFT HOUSING GE | 93 82 640 01 | 101 | 1 | 140 | 93 82 846 01 | POWER TAKE-OFF |
| OUTRIGGER KAW160MZ001-65 | 93 85 943 01 | 120 | 1 | 117 | 93 19 635 01 | TROLLEY TRAVEL GEAR |
| OUTRIGGER KAW160MZ001-65 | 93 85 953 01 | 170 | 1 | 117 | 93 19 635 01 | TROLLEY TRAVEL GEAR |
| PADLOCK 40mm 991 011473 | 88 52 515 08 | 116 | 1 | 52 | 90 80 162 7 | TOOL BOX |
| PAN-HEAD SCREW ISO 7045 | 40 84 007 01 | 11 | 2 | 15 | 10 16 885 4 | SOLENOID |
| PAN-HEAD SCREW ISO 7045 | 40 84 008 01 | 801 | 2 | 124 | 93 24 124 01 | MOUNTING PARTS |
| PAN-HEAD SCREW ISO 7045 M | 40 02 485 | 107 | 4 | 159 | 97 51 009 01 | CONTROL LEAD |
| PAN-HEAD SCREW ISO 7045 M | 40 02 485 | 107 | 4 | 160 | 97 51 166 01 | CONTROL LEAD |
| PAN-HEAD SCREW ISO 7045 M | 40 02 485 | 107 | 4 | 162 | 97 51 170 01 | CONTROL LEAD |
| PAN-HEAD SCREW ISO 7045 | 46 00 775 | 308 | 2 | 149 | 96 99 124 01 | E-INST. AIR-CONDITIONING |
| PAN-HEAD SCREW ISO 7045 | 40 02 306 | 134 | 4 | 146 | 96 96 482 01 | SLEWING RING SUPPORT |
| PARALLEL PIN WIW280JX416-7 | 99 45 620 01 | 160 | 1 | 27 | 90 00 386 9 | WINCH |
| PERFORMANCE SIGN WIW250 | 90 00 429 6 | 191 | 1 | 27 | 90 00 386 9 | WINCH |
| PIN | 10 16 636 0 | 7 | 2 | 8 | 10 16 636 3 | MANUAL RELEASE |
| PIN | 10 41 326 1 | 19 | 1 | 48 | 90 80 049 9 | CABIN |
| PIN 10X30X15,5 E00.0010X331/ | 93 23 527 01 | 3 | 1 | 120 | 93 23 524 01 | FREE JIB SLEWING |
| PIN 20X130X110 C062.070-611. | 90 10 464 30 | 101 | 2 | 56 | 90 80 228 7 | INTERMEDIATE JIB SECTION |
| PIN 20X150X130 C065.070-611. | 90 11 733 30 | 104 | 2 | 64 | 90 80 276 1 | JIB PIVOTING SECTION |
| PIN 30X90X65 C041.001-541.13 | 95 71 573 01 | 126 | 2 | 64 | 90 80 276 1 | JIB PIVOTING SECTION |
| PIN 30X90X65 C041.001-541.13 | 95 71 573 01 | 130 | 2 | 72 | 90 80 291 6 | COUNTER JIB |
| PIN 30X90X65 C041.001-541.13 | 95 71 573 01 | 132 | 4 | 93 | 90 80 311 9 | SLEWING PLATFORM |
| PIN 80X226X178 C065.070-611. | 90 11 839 30 | 101 | 2 | 64 | 90 80 276 1 | JIB PIVOTING SECTION |
| PIN C073.070-411.101 | 90 80 306 9 | 101 | 2 | 93 | 90 80 311 9 | SLEWING PLATFORM |
| PIN C073.070-411.102 | 90 80 310 8 | 102 | 2 | 93 | 90 80 311 9 | SLEWING PLATFORM |
| PIN C073.070-411.120 | 90 80 314 8 | 120 | 1 | 93 | 90 80 311 9 | SLEWING PLATFORM |
| PIN C073.070-411.121 | 90 80 314 9 | 121 | 1 | 96 | 90 80 314 8 | PIN |
| PIN C073.070-411.126 | 90 80 362 4 | 126 | 1 | 93 | 90 80 311 9 | SLEWING PLATFORM |
| PIN C073.070-411.506 | 90 80 312 3 | 506 | 1 | 89 | 90 80 310 9 | PULLEY BLOCK |
| PIN C073.070-611.136 | 90 80 394 1 | 136 | 1 | 65 | 90 80 276 1 | JIB PIVOTING SECTION |
| PIN C073.070-623.200 | 90 80 263 0 | 200 | 1 | 57 | 90 80 233 4 | INTERMEDIATE JIB SECTION |
| PIN C073.070-632.101 | 90 80 247 4 | 101 | 2 | 57 | 90 80 233 4 | INTERMEDIATE JIB SECTION |
| PIN C073.070-632.101 | 90 80 247 4 | 103 | 2 | 58 | 90 80 240 1 | INTERMEDIATE JIB SECTION |
| PIN C073.070-632.101 | 90 80 247 4 | 101 | 2 | 59 | 90 80 243 4 | INTERMEDIATE JIB SECTION |
| PIN C073.070-632.101 | 90 80 247 4 | 101 | 2 | 60 | 90 80 257 1 | INTERMEDIATE JIB SECTION |
| PIN C073.070-634.101 | 90 80 268 1 | 101 | 2 | 61 | 90 80 262 1 | INTERMEDIATE JIB SECTION |
| PIN C073.070-634.101 | 90 80 268 1 | 101 | 2 | 62 | 90 80 267 9 | INTERMEDIATE JIB SECTION |
| PIN C073.070-711.122 | 90 80 297 2 | 122 | 2 | 72 | 90 80 291 6 | COUNTER JIB |
| PIN CONTACT 0,75mm ² | 60 56 654 01 | 128 | 4 | 83 | 90 80 306 7 | ELECTRIC INSTALL. CABIN |
| PIN CONTACT 1,75mm 1,5mm ² | 10 02 147 9 | 739 | 4 | 79 | 90 80 299 6 | ELECTRIC INSTALLATION |
| PIN CONTACT 10A | 10 16 780 6 | 16 | 1 | 111 | 90 80 371 6 | CONTROL LEAD |
| PIN CONTACT QUINTAX 4-POL | 10 16 787 1 | 738 | 1 | 79 | 90 80 299 6 | ELECTRIC INSTALLATION |
| PIN CONTACT QUINTAX 4-POL | 10 16 787 1 | 127 | 1 | 83 | 90 80 306 7 | ELECTRIC INSTALL. CABIN |
| PIN DIN 82101 G 6X12 VERZ | 10 04 031 8 | 24 | 2 | 120 | 93 23 524 01 | FREE JIB SLEWING |
| PIN EN 22341 B6X26X1,6 ST V | 10 02 214 4 | 17 | 2 | 120 | 93 23 524 01 | FREE JIB SLEWING |
| PIN LAH063ET001-035.421 45X | 98 45 489 01 | 421 | 1 | 23 | 90 00 337 1 | BOTTOM HOOK BLOCK |
| PIN LN 16 F200 10X55X45 S355 | 97 22 148 01 | 137 | 1 | 65 | 90 80 276 1 | JIB PIVOTING SECTION |
| PIN LN 16 F200 12X80X70 S355 | 97 22 215 01 | 108 | 2 | 64 | 90 80 276 1 | JIB PIVOTING SECTION |
| PIN LN 16 F200 15X130X120 S3 | 97 22 400 01 | 103 | 4 | 93 | 90 80 311 9 | SLEWING PLATFORM |
| PIN LN 16 F200 15X205X195 S3 | 99 74 989 01 | 120 | 2 | 72 | 90 80 291 6 | COUNTER JIB |
| PIN LN 16 F200 16X100X90 S3 | 97 10 613 01 | 113 | 2 | 93 | 90 80 311 9 | SLEWING PLATFORM |
| PIN LN 16 F200 16X150X135 S3 | 97 22 503 01 | 115 | 1 | 63 | 90 80 271 5 | JIB HEAD SECTION |
| PIN LN 16 F200 16X160X150 S | 97 10 611 01 | 501 | 1 | 89 | 90 80 310 9 | PULLEY BLOCK |
| PIN LN 16 F200 16X80X65 S355 | 97 10 606 01 | 138 | 24 | 72 | 90 80 291 6 | COUNTER JIB |
| PIN LN 16 F200 25X140X125 S3 | 99 74 221 01 | 114 | 2 | 72 | 90 80 291 6 | COUNTER JIB |
| PIN LN 16 F200 8X70X62 S355 | 97 10 510 01 | 106 | 1 | 57 | 90 80 233 4 | INTERMEDIATE JIB SECTION |
| PIN LN 16- 16X455X380 F200 S | 90 80 363 4 | 201 | 1 | 101 | 90 80 333 8 | WORKING PLATFORM |

26.5.2015

LE21035_150ecb8lit_etl_de

222

LIEBHERRAlphabetischer Index
Alphabetical index

| Description | Item | Pos. | Quantity | Page | Assembly | Description |
|------------------------------|--------------|------|----------|------|--------------|--------------------------|
| PIN LN 16- 16X455X380 F200 S | 90 80 363 4 | 201 | 1 | 104 | 90 80 336 5 | WORKING PLATFORM |
| PIN LN 17 65X225X155 F200 S | 90 80 301 0 | 104 | 1 | 59 | 90 80 243 4 | INTERMEDIATE JIB SECTION |
| PIN LN 17 65X225X155 F200 S | 90 80 301 0 | 104 | 1 | 60 | 90 80 257 1 | INTERMEDIATE JIB SECTION |
| PIN LN 17 65X225X155 F200 S | 90 80 301 0 | 104 | 1 | 61 | 90 80 262 1 | INTERMEDIATE JIB SECTION |
| PIN LN 17 65X225X155 F200 S | 90 80 301 0 | 104 | 1 | 62 | 90 80 267 9 | INTERMEDIATE JIB SECTION |
| PIN LN 17 75X295X215 F200 42 | 90 80 318 9 | 103 | 1 | 56 | 90 80 228 7 | INTERMEDIATE JIB SECTION |
| PIN LN 17 75X295X215 F200 42 | 90 80 318 9 | 101 | 1 | 58 | 90 80 240 1 | INTERMEDIATE JIB SECTION |
| PIN LN 17 75X295X215 F200 42 | 90 80 318 9 | 106 | 1 | 64 | 90 80 276 1 | JIB PIVOTING SECTION |
| PIN LN 17 F200 30X120X85 S3 | 99 75 250 01 | 120 | 4 | 64 | 90 80 276 1 | JIB PIVOTING SECTION |
| PIN LN 17 F200 50X160X95 S3 | 97 10 138 01 | 118 | 4 | 72 | 90 80 291 6 | COUNTER JIB |
| PIN LN 17- 25X100X70 F200 4 | 90 80 300 9 | 301 | 6 | 76 | 90 80 299 0 | PLATFORM |
| PIN LN 17- 30X120X85 F200 4 | 90 80 369 8 | 101 | 4 | 98 | 90 80 317 6 | CABIN PLATFORM |
| PIN LN 17- 30X120X85 F200 4 | 90 80 369 8 | 101 | 4 | 102 | 90 80 336 0 | PLATFORM |
| PIN LN 17- 35X140X85 F200 4 | 90 80 369 9 | 103 | 4 | 98 | 90 80 317 6 | CABIN PLATFORM |
| PIN LN 17- 65X170X105 F200 S | 90 80 294 5 | 124 | 6 | 72 | 90 80 291 6 | COUNTER JIB |
| PIN LN 18 F500 10X30X20 S355 | 93 29 073 01 | 203 | 1 | 101 | 90 80 333 8 | WORKING PLATFORM |
| PIN LN 18 F500 10X30X20 S355 | 93 29 073 01 | 203 | 1 | 104 | 90 80 336 5 | WORKING PLATFORM |
| PIN V1790-966.132 16X170X15 | 92 04 324 01 | 811 | 1 | 24 | 90 00 337 1 | BOTTOM HOOK BLOCK |
| PINION | 10 02 190 0 | 4 | 1 | 4 | 10 00 622 7 | PLANETARY GEARBOX |
| PIPE CLOSER ROV 16S M24X1 | 40 98 850 | 751 | 4 | 79 | 90 80 299 6 | ELECTRIC INSTALLATION |
| PLANET WHEEL 68 734 4210 00 | 92 76 396 01 | 7 | 3 | 131 | 93 33 873 01 | PLANETARY GEARBOX |
| PLANET WHEEL 68 735 4220 00 | 92 77 367 01 | 32 | 3 | 131 | 93 33 873 01 | PLANETARY GEARBOX |
| PLANET WHEEL M=3,5 Z=28 | 93 82 704 01 | 110 | 3 | 138 | 93 82 702 01 | SHAFT |
| PLANET WHEEL M=3,5 Z=29 | 93 82 700 01 | 110 | 3 | 137 | 93 82 699 01 | SHAFT |
| PLANET WHEEL M=3,5 Z=33 | 93 82 756 01 | 110 | 3 | 139 | 93 82 811 01 | SHAFT |
| PLANETARY CARRIER | 10 02 189 6 | 1 | 1 | 4 | 10 00 622 7 | PLANETARY GEARBOX |
| PLANETARY CARRIER 68 735 | 92 77 366 01 | 30 | 1 | 131 | 93 33 873 01 | PLANETARY GEARBOX |
| PLANETARY CARRIER GET140 | 93 82 711 01 | 121 | 1 | 137 | 93 82 699 01 | SHAFT |
| PLANETARY CARRIER GET140 | 93 82 713 01 | 121 | 1 | 138 | 93 82 702 01 | SHAFT |
| PLANETARY CARRIER GET140 | 93 82 812 01 | 121 | 1 | 139 | 93 82 811 01 | SHAFT |
| PLANETARY GEARBOX 68 927 | 93 33 873 01 | 110 | 1 | 26 | 90 00 386 9 | WINCH |
| PLANETARY GEARBOX I=53,0 | 10 00 622 7 | 110 | 1 | 117 | 93 19 635 01 | TROLLEY TRAVEL GEAR |
| PLASTIC DUST GUARD CAP C | 60 56 507 01 | 103 | 1 | 41 | 90 11 737 30 | SLEWING ANGLE SENSOR |
| PLASTIC TUBE DN4X2 | 10 41 326 3 | 39 | 0.02m | 49 | 90 80 049 9 | CABIN |
| PLASTIC TUBE DN4X6 | 10 41 279 5 | 40 | 4m | 49 | 90 80 049 9 | CABIN |
| PLATE 10X70X180 C064.001-96 | 96 92 983 01 | 601 | 1 | 94 | 90 80 312 5 | CURRENT COLLECTOR FAST |
| PLATE 12X35X307 C073.070-96 | 90 80 304 5 | 619 | 1 | 94 | 90 80 312 5 | CURRENT COLLECTOR FAST |
| PLATE 12X44X307 C073.070-96 | 90 80 309 2 | 620 | 1 | 94 | 90 80 312 5 | CURRENT COLLECTOR FAST |
| PLATE 2X254X835 C070.070-96 | 90 80 163 1 | 117 | 1 | 52 | 90 80 162 7 | TOOL BOX |
| PLATE 2X80X165 A117.000-493 | 90 02 235 6 | 40 | 1 | 29 | 90 01 541 8 | DEVICE PLATE |
| PLATE 3X282X282 E00.0254X | 93 31 302 01 | 3 | 1 | 130 | 93 28 869 01 | SEPARATE FAN |
| PLATE 4X300X410 C073.070-41 | 90 80 337 1 | 110 | 1 | 102 | 90 80 336 0 | PLATFORM |
| PLATE 4X478X591 C064.001-41 | 96 92 742 01 | 621 | 1 | 94 | 90 80 312 5 | CURRENT COLLECTOR FAST |
| PLATE 8X150X263 C067.001-33 | 96 96 491 01 | 114 | 1 | 146 | 96 96 482 01 | SLEWING RING SUPPORT |
| PLATE C062.070-411.600/101 | 90 10 678 30 | 101 | 1 | 33 | 90 10 679 30 | CABLE ATTACHMENT |
| PLATE C063.070-419.450 8X18 | 90 11 768 30 | 450 | 1 | 42 | 90 11 763 30 | CENTRAL LUBRICATING SYS |
| PLATE C070.070-414.101 5X29 | 90 80 121 4 | 401 | 1 | 50 | 90 80 119 8 | PLATFORM |
| PLATE C070.070-414.114 40X1 | 90 80 123 5 | 114 | 1 | 98 | 90 80 317 6 | CABIN PLATFORM |
| PLATE C070.070-414.122 40X1 | 90 80 125 4 | 122 | 1 | 98 | 90 80 317 6 | CABIN PLATFORM |
| PLATE C070.070-414.201 3X790 | 90 80 123 9 | 201 | 1 | 51 | 90 80 123 8 | PLATE CABIN |
| PLATE C073.070-535.901 | 90 80 643 3 | 901 | 1 | 115 | 90 80 643 2 | ADDITIONAL KIT |
| PLATE C073.070-535.902 2X7 | 90 80 643 7 | 902 | 1 | 115 | 90 80 643 2 | ADDITIONAL KIT |
| PLATE C073.070-611.301 | 90 80 282 5 | 301 | 1 | 66 | 90 80 282 4 | WEB |
| PLATE C073.070-611.401 | 90 80 282 7 | 401 | 1 | 67 | 90 80 282 6 | PLATFORM |
| PLATE C073.070-611.501 | 90 80 317 2 | 501 | 1 | 97 | 90 80 317 1 | WEB |
| PLATE CABIN C070.070-414.20 | 90 80 123 8 | 150 | 1 | 99 | 90 80 317 6 | CABIN PLATFORM |
| PLATE MOUNTING C062.070-8 | 90 11 109 30 | 200 | 4 | 108 | 90 80 352 9 | |
| PLATFORM 5X1084X1087 C07 | 90 80 272 3 | 101 | 1 | 63 | 90 80 271 5 | JIB HEAD SECTION |
| PLATFORM C070.070-414.400 | 90 80 119 8 | 400 | 1 | 99 | 90 80 317 6 | CABIN PLATFORM |
| PLATFORM C073.070-414.211 | 90 80 332 4 | 211 | 1 | 101 | 90 80 333 8 | WORKING PLATFORM |

26.5.2015

LE21035_150ecb8lit_etl_de

223

LIEBHERR

Alphabetischer Index
Alphabetical index

| Description | Item | Pos. | Quantity | Page | Assembly | Description |
|----------------------------|--------------|------|----------|------|--------------|--------------------------|
| PLATFORM C073.070-417.000 | 90 80 336 0 | 305 | 1 | 1 | 15 0E CB_0 | |
| PLATFORM C073.070-417.111 | 90 80 336 1 | 111 | 1 | 102 | 90 80 336 0 | PLATFORM |
| PLATFORM C073.070-417.211 | 90 80 336 6 | 211 | 1 | 104 | 90 80 336 5 | WORKING PLATFORM |
| PLATFORM C073.070-611.200 | 90 80 285 6 | 200 | 1 | 65 | 90 80 276 1 | JIB PIVOTING SECTION |
| PLATFORM C073.070-611.201 | 90 80 285 7 | 201 | 1 | 70 | 90 80 285 6 | PLATFORM |
| PLATFORM C073.070-611.400 | 90 80 282 6 | 400 | 1 | 65 | 90 80 276 1 | JIB PIVOTING SECTION |
| PLATFORM C073.070-711.310 | 90 80 299 0 | 310 | 1 | 72 | 90 80 291 6 | COUNTER JIB |
| PLATFORM C073.070-711.311 | 90 80 298 9 | 311 | 1 | 76 | 90 80 299 0 | PLATFORM |
| PLATFORM ST.CONST. C070. | 90 80 120 4 | 411 | 1 | 50 | 90 80 119 8 | PLATFORM |
| PLUG 4-POL 150A 400V | 10 16 787 4 | 717 | 1 | 79 | 90 80 299 6 | ELECTRIC INSTALLATION |
| PLUG 500V 1-POL 910HM 93 | 60 56 421 01 | 20 | 1 | 111 | 90 80 371 6 | CONTROL LEAD |
| PLUG BNC HF 1-POL 500V | 60 56 420 01 | 25 | 1 | 111 | 90 80 371 6 | CONTROL LEAD |
| PLUG BNC-STECKER | 10 00 241 0 | 11 | 1 | 111 | 90 80 371 6 | CONTROL LEAD |
| PLUG CANNON-STECKER 4- | 60 50 340 01 | 1 | 1 | 11 | 10 16 773 8 | BUS LINE |
| PLUG CANNON-STECKER 4- | 60 50 340 01 | 103 | 1 | 112 | 90 80 402 2 | CONTROL LEAD |
| PLUG CANNON-STECKER 4- | 60 50 340 01 | 723 | 1 | 158 | 97 50 906 01 | CONTROL LEAD |
| PLUG CANNON-STECKER 4- | 60 50 340 01 | 103 | 1 | 159 | 97 51 009 01 | CONTROL LEAD |
| PLUG CANNON-STECKER 4- | 60 50 340 01 | 102 | 1 | 160 | 97 51 166 01 | CONTROL LEAD |
| PLUG CANNON-STECKER 4- | 60 50 340 01 | 102 | 1 | 162 | 97 51 170 01 | CONTROL LEAD |
| PLUG CANNON-STECKER 6- | 60 50 341 01 | 102 | 1 | 157 | 97 50 879 01 | SLEWING ANGLE SENSOR |
| PLUG INSERT HAN 10E 10-PO | 60 51 034 01 | 122 | 1 | 83 | 90 80 306 7 | ELECTRIC INSTALL. CABIN |
| PLUG INSERT HAN 16B E 16- | 63 70 052 01 | 617 | 1 | 77 | 90 80 299 4 | ELECTRIC INSTALLATION |
| PLUG INSERT HAN 3A 3POL+ | 60 56 160 14 | 311 | 1 | 43 | 90 11 770 30 | ELECTRIC INSTALLATION |
| PLUG INSERT HAN 6B 6-POL+ | 60 56 138 01 | 118 | 1 | 83 | 90 80 306 7 | ELECTRIC INSTALL. CABIN |
| PLUG-IN CONNECTOR | 10 04 048 1 | 30 | 1 | 30 | 90 03 019 0 | DEVICE PLATE |
| PNEUMATIC SPRING | 10 41 277 9 | 13 | 3 | 48 | 90 80 049 9 | CABIN |
| POTENTIOMETER | 10 17 918 0 | 10 | 1 | 87 | 90 80 307 7 | HOOK LEVEL SENSOR |
| POTENTIOMETER 4-20 25 | 63 51 148 01 | 10 | 1 | 91 | 90 80 311 4 | SENSOR |
| POTENTIOMETER ELEKTRONI | 10 17 917 9 | 10 | 1 | 88 | 90 80 307 8 | TROLLEY SENSOR |
| POWER SUPPLY 149002-3100 | 10 00 233 5 | 51 | 1 | 13 | 10 16 781 8 | CONTROL STAND |
| POWER SUPPLY 230VAC 12C/ | 69 17 112 01 | 65 | 1 | 13 | 10 16 781 8 | CONTROL STAND |
| POWER SUPPLY prim:90-265V | 10 16 935 0 | 25 | 1 | 30 | 90 03 019 0 | DEVICE PLATE |
| POWER TAKE-OFF FLANGE 68 | 93 26 164 01 | 10 | 1 | 131 | 93 33 873 01 | PLANETARY GEARBOX |
| POWER TAKE-OFF GET140AZ | 93 82 846 01 | 124 | 1 | 121 | 93 23 566 01 | GEARBOX |
| PRESSURE SPRING | 10 03 991 5 | 7 | 6 | 15 | 10 16 885 4 | SOLENOID |
| PRESSURE SPRING | 10 03 992 3 | 4 | 6 | 15 | 10 16 885 4 | SOLENOID |
| PRESSURE SPRING 0,4X5X24 | 10 02 213 9 | 6 | 1 | 120 | 93 23 524 01 | FREE JIB SLEWING |
| PRESSURE SPRING 1,25X8X58 | 10 02 214 1 | 27 | 2 | 120 | 93 23 524 01 | FREE JIB SLEWING |
| PRESSURE SPRING 2,0X10,3 | 10 16 635 8 | 6 | 2 | 8 | 10 16 636 3 | MANUAL RELEASE |
| PRESSURE SPRING BME4581 | 50 28 850 01 | 3 | 9 | 7 | 10 02 407 1 | SOLENOID |
| PRIMING BRAUN 1 L | 83 01 117 01 | 901 | 1 | 2 | 15 0E CB_0 | |
| PROPELLER SHAFT | 72 52 076 01 | 602 | 1 | 94 | 90 80 312 5 | CURRENT COLLECTOR FAST |
| PROTECTING CAP | 10 17 334 4 | 109 | 1 | 159 | 97 51 009 01 | CONTROL LEAD |
| PROTECTING CAP | 11 60 040 5 | 773 | 1 | 79 | 90 80 299 6 | ELECTRIC INSTALLATION |
| PROTECTING CAP M36 SCH | 77 90 140 01 | 205 | 8 | 148 | 96 96 516 01 | FASTENERS |
| PROTECTION 6X75X241 C065. | 90 80 031 0 | 118 | 2 | 68 | 90 80 284 2 | TROLLEY |
| PROTECTION 6X75X241 C065. | 90 80 031 3 | 119 | 2 | 68 | 90 80 284 2 | TROLLEY |
| PROTECTION C065.070-411.12 | 90 11 772 30 | 136 | 1 | 93 | 90 80 311 9 | SLEWING PLATFORM |
| PROTECTION C073.070-411.15 | 90 80 305 4 | 150 | 1 | 93 | 90 80 311 9 | SLEWING PLATFORM |
| PROTECTION C073.070-411.15 | 90 80 305 5 | 151 | 1 | 82 | 90 80 305 4 | PROTECTION |
| PROTECTION C073.070-962.65 | 90 80 608 5 | 105 | 1 | 41 | 90 11 737 30 | SLEWING ANGLE SENSOR |
| PROTECTION C073.070-962.65 | 90 80 608 6 | 651 | 2 | 114 | 90 80 608 5 | PROTECTION |
| PROTECTION KAW160MZ001- | 93 87 120 01 | 185 | 1 | 117 | 93 19 635 01 | TROLLEY TRAVEL GEAR |
| PULLEY BLOCK C073.070-411. | 90 80 310 9 | 500 | 1 | 93 | 90 80 311 9 | SLEWING PLATFORM |
| PULLEY BLOCK C073.070-411. | 90 80 311 0 | 511 | 1 | 89 | 90 80 310 9 | PULLEY BLOCK |
| PUMP | 51 01 098 01 | 110 | 1 | 42 | 90 11 763 30 | CENTRAL LUBRICATING SYS |
| PUSH BUTTON DRUCKTASTER | 26 39 459 02 | 20 | 1 | 13 | 10 16 781 8 | CONTROL STAND |
| PUSH-BUTTON | 60 66 129 01 | 27 | 4 | 13 | 10 16 781 8 | CONTROL STAND |
| PUSH-BUTTON 1.100.010.010. | 63 21 112 01 | 3 | 1 | 22 | 64 01 513 01 | CONTROL LEVER / JOYSTICK |
| PUSH-BUTTON EMERGENCY S | 60 66 126 01 | 15 | 1 | 13 | 10 16 781 8 | CONTROL STAND |

26.5.2015

LE21035_150ecb8lit_etl_de

224

LIEBHERRAlphabetischer Index
Alphabetical index

| Description | Item | Pos. | Quantity | Page | Assembly | Description |
|------------------------------|--------------|------|----------|------|--------------|--------------------------|
| PUSH-BUTTON LEUCHTDRU | 10 00 634 9 | 23 | 4 | 13 | 10 16 781 8 | CONTROL STAND |
| RADIATOR PAINT BRUSH 1" | 88 65 230 01 | 113 | 1 | 55 | 90 80 214 0 | TOOLS |
| RADIO REMOTE CONTROL | 10 17 284 4 | 1 | 1 | 135 | 93 43 417 01 | RADIO REMOTE CONTROL |
| RADIO REMOTE CONTROL AC- | 93 43 417 01 | 705 | 1 | 2 | 15 0E CB_0 | |
| RAIL PROFILE 35X18X150 C06 | 90 04 631 7 | 123 | 1 | 146 | 96 96 482 01 | SLEWING RING SUPPORT |
| REDUCER M25 - M20 MESSIN | 60 26 204 01 | 608 | 1 | 77 | 90 80 299 4 | ELECTRIC INSTALLATION |
| REDUCER M32X1,5/M25X1,5 | 26 04 937 02 | 614 | 1 | 77 | 90 80 299 4 | ELECTRIC INSTALLATION |
| REPAIR KIT | 10 17 313 7 | 1 | 4 | 10 | 10 16 747 5 | CONTROL LEVER / JOYSTICK |
| REPAIR KIT | 10 17 313 7 | 1 | 4 | 22 | 64 01 513 01 | CONTROL LEVER / JOYSTICK |
| REPLACEMENT PART KIT | 10 00 559 5 | 6 | 1 | 7 | 10 02 407 1 | SOLENOID |
| RESETTING DEVICE | 10 16 920 4 | 12 | 2 | 10 | 10 16 747 5 | CONTROL LEVER / JOYSTICK |
| RESETTING DEVICE | 10 16 920 4 | 12 | 2 | 22 | 64 01 513 01 | CONTROL LEVER / JOYSTICK |
| RETAINING DISK 110X4 67 213 | 94 41 716 03 | 122 | 1 | 138 | 93 82 702 01 | SHAFT |
| RETAINING DISK 67 063 4000 | 94 43 014 03 | 122 | 1 | 137 | 93 82 699 01 | SHAFT |
| RETAINING DISK 67 805 3300 | 94 41 632 03 | 122 | 1 | 139 | 93 82 811 01 | SHAFT |
| RETAINING DISK 68 713 4200 | 92 76 013 01 | 6 | 1 | 131 | 93 33 873 01 | PLANETARY GEARBOX |
| RING | 10 02 190 1 | 13 | 1 | 4 | 10 00 622 7 | PLANETARY GEARBOX |
| RING D=33mm L=20m | 66 37 3 | 21 | 1 | 145 | 96 95 855 01 | CONTROL |
| RING E00.0159X321/193 12X1 | 93 93 569 01 | 839 | 1 | 124 | 93 24 124 01 | MOUNTING PARTS |
| RING NUT DIN 582 M20 C15E | 41 12 005 01 | 123 | 1 | 86 | 90 80 307 5 | SAFETY ROPE JIB |
| RING SPANNER SW55 | 79 00 109 01 | 111 | 1 | 55 | 90 80 214 0 | TOOLS |
| RING U 8,7X14X1 | 71 09 201 01 | 707 | 4 | 129 | 93 28 859 01 | MOUNTING PARTS |
| ROLLER C041.001-661.211 146/ | 95 71 703 01 | 321 | 1 | 47 | 90 80 031 5 | ROLLER |
| ROLLER C041.001-661.221 86/5 | 95 71 705 01 | 327 | 1 | 47 | 90 80 031 5 | ROLLER |
| ROLLER C065.070-661.300 | 90 80 031 5 | 300 | 4 | 69 | 90 80 284 2 | TROLLEY |
| ROLLER CAGE 68 701 4000 26 | 92 75 143 01 | 16 | 38 | 131 | 93 33 873 01 | PLANETARY GEARBOX |
| ROOM THERMOSTAT | 10 16 982 1 | 64 | 1 | 13 | 10 16 781 8 | CONTROL STAND |
| ROPE DRUM C041.001-661.511 | 95 71 757 01 | 511 | 1 | 143 | 95 71 756 01 | FASTENING DEVICE |
| ROPE DRUM KAW160MZ001-65 | 93 85 951 01 | 150 | 1 | 117 | 93 19 635 01 | TROLLEY TRAVEL GEAR |
| ROPE PULLEY SER09.35AV55- | 99 10 240 01 | 311 | 1 | 23 | 90 00 337 1 | BOTTOM HOOK BLOCK |
| ROPE PULLEY SER09.35AV55- | 99 10 240 01 | 512 | 1 | 89 | 90 80 310 9 | PULLEY BLOCK |
| ROPE PULLEY SER09.35AV55- | 99 10 240 01 | 110 | 1 | 93 | 90 80 311 9 | SLEWING PLATFORM |
| ROPE PULLEY SER09.35AV55 | 99 10 241 01 | 1 | 1 | 163 | 99 10 240 01 | ROPE PULLEY |
| ROPE PULLEY SER09.35EV55 | 97 02 890 01 | 113 | 2 | 68 | 90 80 284 2 | TROLLEY |
| ROPE PULLEY SER09.35EV55 | 97 02 891 01 | 1 | 1 | 153 | 97 02 890 01 | ROPE PULLEY |
| ROPE PULLEY SER42.18GW30- | 93 88 091 01 | 108 | 1 | 57 | 90 80 233 4 | INTERMEDIATE JIB SECTION |
| ROPE PULLEY SER42.18GW30- | 93 88 091 01 | 400 | 1 | 63 | 90 80 271 5 | JIB HEAD SECTION |
| ROPE PULLEY SER42.18GW30- | 93 88 091 01 | 118 | 1 | 64 | 90 80 276 1 | JIB PIVOTING SECTION |
| ROPE PULLEY SER42.18GW30 | 93 88 092 01 | 1 | 1 | 141 | 93 88 091 01 | ROPE PULLEY |
| ROPE SUPPORT C073.070-417. | 90 80 364 4 | 150 | 1 | 103 | 90 80 336 0 | PLATFORM |
| ROSE | 64 00 584 01 | 2 | 1 | 10 | 10 16 747 5 | CONTROL LEVER / JOYSTICK |
| ROSE | 64 00 584 01 | 2 | 1 | 22 | 64 01 513 01 | CONTROL LEVER / JOYSTICK |
| ROTARY ENCODER 0-6000 U/ | 10 03 065 4 | 980 | 1 | 151 | 96 99 582 01 | MOTOR |
| ROTARY ENCODER INKREM | 10 02 125 4 | 838 | 1 | 124 | 93 24 124 01 | MOUNTING PARTS |
| ROTARY SHAFT LIP SEAL DIN | 71 00 485 01 | 112 | 2 | 140 | 93 82 846 01 | POWER TAKE-OFF |
| ROTARY SHAFT LIP SEAL DIN | 71 00 546 01 | 11 | 1 | 131 | 93 33 873 01 | PLANETARY GEARBOX |
| ROTARY SHAFT LIP SEAL DIN | 10 03 682 6 | 720 | 1 | 129 | 93 28 859 01 | MOUNTING PARTS |
| ROTARY SHAFT LIP SEAL DIN | 71 00 473 01 | 172 | 1 | 117 | 93 19 635 01 | TROLLEY TRAVEL GEAR |
| ROTARY SHAFT LIP SEAL DIN | 71 00 500 01 | 68 | 1 | 132 | 93 33 873 01 | PLANETARY GEARBOX |
| ROTARY SHAFT LIP SEAL DIN | 71 00 586 01 | 172 | 1 | 27 | 90 00 386 9 | WINCH |
| ROTARY SHAFT LIP SEAL DIN | 71 00 459 01 | 17 | 1 | 4 | 10 00 622 7 | PLANETARY GEARBOX |
| ROTOR | 10 04 201 8 | 2 | 1 | 14 | 10 16 840 0 | BRAKE |
| ROTOR 4POL.PL=170 E12.058 | 93 28 858 01 | 400 | 1 | 151 | 96 99 582 01 | MOTOR |
| ROTOR CPL | 10 17 083 4 | 2 | 1 | 16 | 10 16 927 4 | BRAKE |
| ROTOR E12.0881X910/001 4P | 93 24 123 01 | 400 | 1 | 118 | 93 23 058 01 | MOTOR |
| RUBBER BOOT V 041 P | 64 00 013 01 | 11 | 1 | 10 | 10 16 747 5 | CONTROL LEVER / JOYSTICK |
| RUBBER BOOT V 041 P | 64 00 013 01 | 11 | 1 | 22 | 64 01 513 01 | CONTROL LEVER / JOYSTICK |
| RUBBER CLAMPING PROFILE | 26 21 126 01 | 903 | 0.4m | 115 | 90 80 643 2 | ADDITIONAL KIT |
| RUBBER CLAMPING PROFILE | 90 06 595 30 | 107 | 1 | 33 | 90 10 679 30 | CABLE ATTACHMENT |
| RUBBER MAT | 10 41 279 7 | 26 | 1 | 48 | 90 80 049 9 | CABIN |

26.5.2015

LE21035_150ecb8lit_etl_de

225

LIEBHERRAlphabetischer Index
Alphabetical index

| Description | Item | Pos. | Quantity | Page | Assembly | Description |
|-----------------------------|--------------|------|----------|------|--------------|--------------------------|
| RUBBER PROFILE | 11 06 725 8 | 7 | 1m | 48 | 90 80 049 9 | CABIN |
| SAFETY ROPE JIB C073.070-69 | 90 80 307 5 | 370 | 1 | 1 | 15 0E CB_0 | |
| SAFETY STIRRUP 6X105X526 | 96 85 869 01 | 151 | 1 | 144 | 96 85 897 01 | SAFETY STIRRUP |
| SAFETY STIRRUP LAH063EF02 | 96 85 897 01 | 150 | 1 | 25 | 90 00 339 8 | LOAD HOOK |
| SAFETY SWITCHING DEVICE | 10 17 062 6 | 30 | 1 | 145 | 96 95 855 01 | CONTROL |
| SCREW DIN 580 M 10 C15E A3 | 40 26 002 01 | 340 | 1 | 151 | 96 99 582 01 | MOTOR |
| SCREW DRIVER DIN 5261 GR. | 88 52 111 01 | 102 | 1 | 55 | 90 80 214 0 | TOOLS |
| SCREW DRIVER DIN 5265 -4X1 | 88 52 066 01 | 101 | 1 | 55 | 90 80 214 0 | TOOLS |
| SCREW DRIVER ISO 2936 5 NI | 88 51 663 01 | 117 | 1 | 55 | 90 80 214 0 | TOOLS |
| SCREW M4X30 | 10 03 989 7 | 12 | 1 | 15 | 10 16 885 4 | SOLENOID |
| SCREW M4X40 | 10 02 407 2 | 8 | 1 | 7 | 10 02 407 1 | SOLENOID |
| SCREW M8X1X50 C049.070-41 | 90 03 445 30 | 121 | 1 | 93 | 90 80 311 9 | SLEWING PLATFORM |
| SCREW PLUG 0189352100 | 47 75 100 01 | 11 | 1 | 4 | 10 00 622 7 | PLANETARY GEARBOX |
| SCREW PLUG AM 16X1,5 VS/A | 50 28 193 01 | 10 | 2 | 4 | 10 00 622 7 | PLANETARY GEARBOX |
| SCREW PLUG VSTI M10X1 ED | 47 75 105 01 | 125 | 1 | 26 | 90 00 386 9 | WINCH |
| SCREW PLUG VSTI M10X1 ED | 47 75 105 01 | 126 | 1 | 117 | 93 19 635 01 | TROLLEY TRAVEL GEAR |
| SCREW PLUG VSTI M22X1,5 E | 47 75 104 01 | 129 | 2 | 26 | 90 00 386 9 | WINCH |
| SCREW PLUG VSTI M22X1,5 | 73 61 961 | 129 | 2 | 117 | 93 19 635 01 | TROLLEY TRAVEL GEAR |
| SCREW PLUG VSTI M22X1,5 | 73 61 961 | 122 | 2 | 140 | 93 82 846 01 | POWER TAKE-OFF |
| SCREW PLUG VSTI M26X1,5 E | 47 75 115 01 | 128 | 1 | 136 | 93 82 638 01 | HOUSING |
| SEAL | 60 56 504 01 | 20 | 1 | 113 | 90 80 414 0 | DISTRIBUTOR |
| SEAL 2mm E00.0180X621/030 | 93 30 493 01 | 815 | 1 | 129 | 93 28 859 01 | MOUNTING PARTS |
| SEAL E00.0000X378/053 3X55X | 97 59 382 01 | 793 | 1 | 124 | 93 24 124 01 | MOUNTING PARTS |
| SEAL E00.0240X621/025 | 97 59 119 01 | 731 | 1 | 79 | 90 80 299 6 | ELECTRIC INSTALLATION |
| SEAL E00.0240X621/025 | 97 59 119 01 | 815 | 1 | 124 | 93 24 124 01 | MOUNTING PARTS |
| SEALING CAP 5.52008.115 | 63 21 132 01 | 4 | 1 | 10 | 10 16 747 5 | CONTROL LEVER / JOYSTICK |
| SEALING CAP 5.52008.115 | 63 21 132 01 | 4 | 1 | 22 | 64 01 513 01 | CONTROL LEVER / JOYSTICK |
| SEALING PLUG | 76 10 819 03 | 2 | 1 | 131 | 93 33 873 01 | PLANETARY GEARBOX |
| SEALING PLUG | 77 90 404 01 | 128 | 3 | 26 | 90 00 386 9 | WINCH |
| SEALING PLUG | 77 90 404 01 | 128 | 3 | 117 | 93 19 635 01 | TROLLEY TRAVEL GEAR |
| SEALING PLUG CANNON 14S | 60 56 505 01 | 41 | 1 | 88 | 90 80 307 8 | TROLLEY SENSOR |
| SEALING RING DIN 7603 A 22 | 71 01 045 01 | 124 | 1 | 26 | 90 00 386 9 | WINCH |
| SEAT | 77 41 038 01 | 1 | 1 | 13 | 10 16 781 8 | CONTROL STAND |
| SEAT COVER | 10 41 279 8 | 27 | 1 | 49 | 90 80 049 9 | CABIN |
| SECTION 0 6-8/15X13 SCHWAR | 22 60 178 02 | 114 | 2m | 64 | 90 80 276 1 | JIB PIVOTING SECTION |
| SECTION 0 6-8/15X13 SCHWAR | 22 60 178 02 | 207 | 0.375m | 101 | 90 80 333 8 | WORKING PLATFORM |
| SECTION 0 6-8/15X13 SCHWAR | 22 60 178 02 | 207 | 0.375m | 104 | 90 80 336 5 | WORKING PLATFORM |
| SELECTOR SWITCH | 63 25 202 01 | 18 | 1 | 13 | 10 16 781 8 | CONTROL STAND |
| SELECTOR SWITCH | 63 25 203 01 | 19 | 1 | 13 | 10 16 781 8 | CONTROL STAND |
| SELF-ALIGNING ROLLER BEA | 74 60 004 01 | 173 | 1 | 117 | 93 19 635 01 | TROLLEY TRAVEL GEAR |
| SELF-ALIGNING ROLLER BEAR | 74 61 109 01 | 173 | 1 | 27 | 90 00 386 9 | WINCH |
| SENSOR ELZ300GD000-000 | 90 80 311 4 | 674 | 1 | 2 | 15 0E CB_0 | |
| SENSOR HEAD ELECTRONICS | 64 20 205 01 | 15 | 1 | 10 | 10 16 747 5 | CONTROL LEVER / JOYSTICK |
| SENSOR HEAD ELECTRONICS | 64 20 205 01 | 15 | 1 | 22 | 64 01 513 01 | CONTROL LEVER / JOYSTICK |
| SENSOR SHAFT 0-80KN | 11 21 270 5 | 10 | 1 | 90 | 90 80 311 3 | LOAD SENSOR |
| SENSOR, WIND MEASUREMEN | 97 51 169 01 | 1754 | 1 | 133 | 93 42 597 01 | ANEMOMETER |
| SEPARATE FAN | 10 02 742 7 | 2 | 1 | 130 | 93 28 869 01 | SEPARATE FAN |
| SEPARATE FAN | 62 60 215 01 | 870 | 1 | 124 | 93 24 124 01 | MOUNTING PARTS |
| SEPARATE FAN E12.0500x403/ | 93 28 869 01 | 870 | 1 | 129 | 93 28 859 01 | MOUNTING PARTS |
| SERRATED LOCKING SCREW | 10 16 926 4 | 90 | 2 | 30 | 90 03 019 0 | DEVICE PLATE |
| SERRATED LOCKING SCREW | 10 16 926 4 | 88 | 2 | 145 | 96 95 855 01 | CONTROL |
| SETTING PLUG Ø20X120 C070. | 90 80 207 7 | 132 | 1 | 53 | 90 80 164 9 | TOOLS |
| SHACKLE 27X20 GESCHWEIF | 77 39 371 01 | 126 | 1 | 86 | 90 80 307 5 | SAFETY ROPE JIB |
| SHAFT | 10 02 189 1 | 12 | 1 | 4 | 10 00 622 7 | PLANETARY GEARBOX |
| SHAFT | 93 82 702 01 | 123 | 1 | 121 | 93 23 566 01 | GEARBOX |
| SHAFT GET140AZ401-122.000 | 93 82 699 01 | 122 | 1 | 121 | 93 23 566 01 | GEARBOX |
| SHAFT GET140AZ403-121.000 | 93 82 811 01 | 121 | 1 | 121 | 93 23 566 01 | GEARBOX |
| SHIM RING AEHNL.DIN 988 17 | 10 02 188 8 | 27 | 1 | 4 | 10 00 622 7 | PLANETARY GEARBOX |
| SHIM RING DIN 988 100X120X | 42 20 076 01 | 161 | 1 | 27 | 90 00 386 9 | WINCH |
| SHIM RING DIN 988 50X62X3 | 42 20 036 01 | 420 | 1 | 128 | 93 28 858 01 | ROTOR |

26.5.2015

LE21035_150ecb8lit_etl_de

226

LIEBHERRAlphabetischer Index
Alphabetical index

| Description | Item | Pos. | Quantity | Page | Assembly | Description |
|------------------------------|--------------|------|----------|------|--------------|--------------------------|
| SIDE COMPONENT LAH063ET | 98 45 485 01 | 411 | 1 | 23 | 90 00 337 1 | BOTTOM HOOK BLOCK |
| SIDE COMPONENT LAH063ET | 98 45 488 01 | 417 | 1 | 23 | 90 00 337 1 | BOTTOM HOOK BLOCK |
| SIDE PLATE LAH063ET001-035. | 98 45 492 01 | 511 | 2 | 23 | 90 00 337 1 | BOTTOM HOOK BLOCK |
| SIGN 0201 725 00 00 906 SCH | 10 09 794 9 | 103 | 1 | 106 | 90 80 340 2 | TOWER LABELS |
| SIGN 30mmX50mm KEIN TEXT | 10 57 570 5 | 145 | 1 | 84 | 90 80 306 7 | ELECTRIC INSTALL. CABIN |
| SIGN 462 9900 54 120mmX60 | 96 19 936 | 106 | 1 | 106 | 90 80 340 2 | TOWER LABELS |
| SIGN BGV Ø100mm ZUTRITT | 77 31 945 14 | 105 | 1 | 106 | 90 80 340 2 | TOWER LABELS |
| SIGN C073.070-535.100 | 90 80 313 1 | 441 | 1 | 1 | 15 0E CB_0 | |
| SIGN DIN 4844-2 Ø100mm UN | 10 11 287 2 | 104 | 1 | 106 | 90 80 340 2 | TOWER LABELS |
| SIGN ELZ300AF000-305 11MM | 90 11 771 30 | 305 | 1 | 43 | 90 11 770 30 | ELECTRIC INSTALLATION |
| SIGN HUB/FAHRWERK | 63 80 141 01 | 14 | 1 | 13 | 10 16 781 8 | CONTROL STAND |
| SIGN ISO 7010-W015 200mmX | 77 26 192 08 | 102 | 1 | 106 | 90 80 340 2 | TOWER LABELS |
| SIGN KATZ/DREHWERK | 63 80 140 01 | 13 | 1 | 13 | 10 16 781 8 | CONTROL STAND |
| SIGN SLD.10.23UH03 | 90 80 401 4 | 133 | 1 | 99 | 90 80 317 6 | CABIN PLATFORM |
| SIGN SLD06.20AC01 M1 60X20 | 99 11 313 01 | 472 | 1 | 42 | 90 11 763 30 | CENTRAL LUBRICATING SYS |
| SIGN SLD09.10AC07 DE 90m | 93 18 484 01 | 109 | 1 | 106 | 90 80 340 2 | TOWER LABELS |
| SIGN SLD09.14AC01 140mmX8 | 77 31 488 01 | 110 | 1 | 106 | 90 80 340 2 | TOWER LABELS |
| SIGN SLD10.64AC01 | 90 80 313 3 | 101 | 2 | 95 | 90 80 313 1 | SIGN |
| SIGN SLD50.138AC01 | 96 94 318 01 | 202 | 1 | 51 | 90 80 123 8 | PLATE CABIN |
| SIGN SLD64.176AC01 | 96 94 319 01 | 124 | 1 | 102 | 90 80 336 0 | PLATFORM |
| SIGNAL LAMP ATTACHMENT | 60 72 150 01 | 1 | 1 | 6 | 10 00 635 2 | SIGNAL LAMP |
| SIGNAL LAMP ROT 24V | 10 00 635 2 | 34 | 1 | 13 | 10 16 781 8 | CONTROL STAND |
| SLEEVE | 10 03 992 2 | 6 | 6 | 15 | 10 16 885 4 | SOLENOID |
| SLEEVE 9X12X26 E00.0012X33 | 93 25 555 01 | 32 | 3 | 120 | 93 23 524 01 | FREE JIB SLEWING |
| SLEEVE BME45814-016 | 50 28 621 01 | 5 | 3 | 7 | 10 02 407 1 | SOLENOID |
| SLEEVE C010.030-331.116 38/7 | 95 08 128 01 | 204 | 8 | 148 | 96 96 516 01 | FASTENERS |
| SLEEVE CONTACT | 60 56 653 01 | 54 | 1 | 145 | 96 95 855 01 | CONTROL |
| SLEEVE CONTACT 1,6mm 1mm | 50 08 4 | 55 | 2 | 145 | 96 95 855 01 | CONTROL |
| SLEEVE E00.0014X337/015 10, | 93 26 199 01 | 903 | 2 | 125 | 93 24 124 01 | MOUNTING PARTS |
| SLEWING ANGLE SENSOR | 90 11 737 30 | 672 | 1 | 2 | 15 0E CB_0 | |
| SLEWING ANGLE SENSOR EL | 97 50 879 01 | 101 | 1 | 41 | 90 11 737 30 | SLEWING ANGLE SENSOR |
| SLEWING GEAR DRW180AZ41 | 96 99 471 01 | 500 | 1 | 1 | 15 0E CB_0 | |
| SLEWING PLATFORM C073.07 | 90 80 311 9 | 300 | 1 | 1 | 15 0E CB_0 | |
| SLEWING RING SUPPORT C06 | 96 96 515 01 | 220 | 1 | 1 | 15 0E CB_0 | |
| SLEWING RING SUPPORT C06 | 96 96 482 01 | 100 | 1 | 147 | 96 96 515 01 | SLEWING RING SUPPORT |
| SLIP-ON TUBE 760 MM LG.KN | 80 06 597 | 116 | 1 | 55 | 90 80 214 0 | TOOLS |
| SLOTTED NUT M110X2 67 213 | 94 41 717 03 | 114 | 1 | 140 | 93 82 846 01 | POWER TAKE-OFF |
| SNAP RING WRE 90 | 74 74 525 01 | 6 | 2 | 153 | 97 02 890 01 | ROPE PULLEY |
| SNAP RING WRE 90 | 74 74 525 01 | 6 | 2 | 163 | 99 10 240 01 | ROPE PULLEY |
| SOCKET 2P+E-10 16A 250 | 60 69 191 13 | 302 | 1 | 149 | 96 99 124 01 | E-INST. AIR-CONDITIONING |
| SOCKET HEAD SCREW DIN 6 | 49 01 007 | 152 | 6 | 117 | 93 19 635 01 | TROLLEY TRAVEL GEAR |
| SOCKET HEAD SCREW DIN 7 | 40 00 789 | 124 | 2 | 146 | 96 96 482 01 | SLEWING RING SUPPORT |
| SOCKET HEAD SCREW ISO 4 | 40 42 118 01 | 52 | 8 | 131 | 93 33 873 01 | PLANETARY GEARBOX |
| SOCKET HEAD SCREW ISO 4 | 40 42 118 01 | 125 | 4 | 136 | 93 82 638 01 | HOUSING |
| SOCKET HEAD SCREW ISO 4 | 40 42 120 08 | 113 | 9 | 117 | 93 19 635 01 | TROLLEY TRAVEL GEAR |
| SOCKET HEAD SCREW ISO 4 | 40 42 120 08 | 135 | 5 | 136 | 93 82 638 01 | HOUSING |
| SOCKET HEAD SCREW ISO 47 | 40 02 732 | 155 | 32 | 27 | 90 00 386 9 | WINCH |
| SOCKET HEAD SCREW ISO 47 | 40 42 372 01 | 7 | 2 | 7 | 10 02 407 1 | SOLENOID |
| SOCKET HEAD SCREW ISO 47 | 46 00 387 | 17 | 1 | 113 | 90 80 414 0 | DISTRIBUTOR |
| SOCKET HEAD SCREW ISO 47 | 40 42 062 | 774 | 8 | 79 | 90 80 299 6 | ELECTRIC INSTALLATION |
| SOCKET HEAD SCREW ISO 47 | 46 00 079 | 57 | 6 | 132 | 93 33 873 01 | PLANETARY GEARBOX |
| SOCKET HEAD SCREW ISO 47 | 46 00 179 | 8 | 2 | 8 | 10 16 636 3 | MANUAL RELEASE |
| SOCKET HEAD SCREW ISO 47 | 40 43 014 | 6 | 6 | 14 | 10 16 840 0 | BRAKE |
| SOCKET HEAD SCREW ISO 47 | 40 42 195 | 31 | 2 | 49 | 90 80 049 9 | CABIN |
| SOCKET HEAD SCREW ISO 47 | 46 00 239 | 32 | 2 | 49 | 90 80 049 9 | CABIN |
| SOCKET HEAD SCREW ISO 47 | 40 42 032 | 122 | 9 | 117 | 93 19 635 01 | TROLLEY TRAVEL GEAR |
| SOCKET HEAD SCREW ISO 4 | 46 00 169 | 756 | 4 | 124 | 93 24 124 01 | MOUNTING PARTS |
| SOCKET HEAD SCREW ISO 47 | 40 43 181 01 | 21 | 24 | 131 | 93 33 873 01 | PLANETARY GEARBOX |
| SOCKET HEAD SCREW ISO 4 | 40 43 168 01 | 113 | 16 | 26 | 90 00 386 9 | WINCH |
| SOCKET HEAD SCREW ISO 4 | 40 43 207 | 122 | 14 | 26 | 90 00 386 9 | WINCH |

26.5.2015

LE21035_150ecb8lit_etl_de

227

LIEBHERRAlphabetischer Index
Alphabetical index

| Description | Item | Pos. | Quantity | Page | Assembly | Description |
|------------------------------|--------------|------|----------|------|--------------|--------------------------|
| SOCKET HEAD SCREW ISO 4 | 40 00 996 | 767 | 4 | 79 | 90 80 299 6 | ELECTRIC INSTALLATION |
| SOCKET HEAD SCREW ISO 4 | 40 00 996 | 16 | 3 | 113 | 90 80 414 0 | DISTRIBUTOR |
| SOCKET HEAD SCREW ISO 4 | 40 00 996 | 840 | 2 | 124 | 93 24 124 01 | MOUNTING PARTS |
| SOCKET HEAD SCREW ISO 4 | 46 00 337 | 39 | 4 | 88 | 90 80 307 8 | TROLLEY SENSOR |
| SOCKET HEAD SCREW ISO 4 | 46 00 337 | 821 | 2 | 124 | 93 24 124 01 | MOUNTING PARTS |
| SOCKET HEAD SCREW ISO 47 | 40 42 005 01 | 144 | 2 | 84 | 90 80 306 7 | ELECTRIC INSTALL. CABIN |
| SOCKET HEAD SCREW ISO 47 | 40 42 005 01 | 26 | 2 | 113 | 90 80 414 0 | DISTRIBUTOR |
| SOCKET HEAD SCREW ISO 47 | 40 42 002 01 | 9 | 2 | 15 | 10 16 885 4 | SOLENOID |
| SOCKET HEAD SCREW ISO 47 | 40 42 002 01 | 840 | 2 | 129 | 93 28 859 01 | MOUNTING PARTS |
| SOCKET HEAD SCREW ISO 47 | 40 42 002 01 | 4 | 4 | 130 | 93 28 869 01 | SEPARATE FAN |
| SOCKET HEAD SCREW ISO 4 | 40 01 521 | 9 | 4 | 120 | 93 23 524 01 | FREE JIB SLEWING |
| SOCKET HEAD SCREW ISO 4 | 40 01 521 | 34 | 3 | 120 | 93 23 524 01 | FREE JIB SLEWING |
| SOCKET HEAD SCREW ISO 4 | 40 01 521 | 6 | 4 | 130 | 93 28 869 01 | SEPARATE FAN |
| SOCKET HEAD SCREW ISO 4 | 46 35 142 | 620 | 8 | 77 | 90 80 299 4 | ELECTRIC INSTALLATION |
| SOCKET HEAD SCREW ISO 4 | 40 00 899 | 836 | 2 | 124 | 93 24 124 01 | MOUNTING PARTS |
| SOCKET HEAD SCREW ISO 4 | 40 42 027 01 | 139 | 0 | 146 | 96 96 482 01 | SLEWING RING SUPPORT |
| SOCKET HEAD SCREW ISO 4 | 46 00 050 | 807 | 2 | 124 | 93 24 124 01 | MOUNTING PARTS |
| SOCKET HEAD SCREW ISO 4 | 46 00 050 | 871 | 4 | 129 | 93 28 859 01 | MOUNTING PARTS |
| SOCKET HEAD SCREW ISO 4 | 46 00 049 | 617 | 8 | 94 | 90 80 312 5 | CURRENT COLLECTOR FAST |
| SOCKET HEAD SCREW ISO 4 | 46 00 049 | 316 | 1 | 151 | 96 99 582 01 | MOTOR |
| SOCKET HEAD SCREW ISO 4 | 46 00 048 | 8 | 8 | 4 | 10 00 622 7 | PLANETARY GEARBOX |
| SOCKET HEAD SCREW ISO 4 | 46 00 048 | 133 | 2 | 25 | 90 00 339 8 | LOAD HOOK |
| SOCKET HEAD SCREW ISO 4 | 46 00 048 | 811 | 4 | 129 | 93 28 859 01 | MOUNTING PARTS |
| SOCKET HEAD SCREW ISO 4 | 40 42 002 | 772 | 4 | 79 | 90 80 299 6 | ELECTRIC INSTALLATION |
| SOCKET HEAD SCREW ISO 4 | 40 42 002 | 781 | 2 | 124 | 93 24 124 01 | MOUNTING PARTS |
| SOCKET HEAD SCREW ISO 4 | 40 42 002 | 33 | 0 | 135 | 93 43 417 01 | RADIO REMOTE CONTROL |
| SOCKET HEAD SCREW ISO 4 | 40 42 002 | 321 | 2 | 151 | 96 99 582 01 | MOTOR |
| SOCKET HEAD SCREW ISO 4 | 40 42 003 | 452 | 8 | 42 | 90 11 763 30 | CENTRAL LUBRICATING SYS |
| SOCKET HEAD SCREW ISO 4 | 40 42 003 | 607 | 1 | 77 | 90 80 299 4 | ELECTRIC INSTALLATION |
| SOCKET HEAD SCREW ISO 4 | 40 42 003 | 30 | 2 | 87 | 90 80 307 7 | HOOK LEVEL SENSOR |
| SOCKET HEAD SCREW ISO 4 | 40 42 106 | 143 | 2 | 84 | 90 80 306 7 | ELECTRIC INSTALL. CABIN |
| SOCKET HEAD SCREW ISO 4 | 40 42 106 | 132 | 2 | 146 | 96 96 482 01 | SLEWING RING SUPPORT |
| SOCKET HEAD SCREW ISO 4 | 46 00 384 | 111 | 1 | 38 | 90 11 597 30 | WIND WARNING UNIT |
| SOCKET HEAD SCREW ISO 4 | 46 00 384 | 307 | 2 | 151 | 96 99 582 01 | MOTOR |
| SOCKET HEAD SCREW ISO 4 | 40 02 418 | 73 | 4 | 30 | 90 03 019 0 | DEVICE PLATE |
| SOCKET HEAD SCREW ISO 4 | 40 02 418 | 123 | 4 | 102 | 90 80 336 0 | PLATFORM |
| SOCKET HEAD SCREW ISO 4 | 40 02 418 | 25 | 2 | 120 | 93 23 524 01 | FREE JIB SLEWING |
| SOCKET HEAD SCREW ISO 47 | 46 00 236 | 30 | 3 | 120 | 93 23 524 01 | FREE JIB SLEWING |
| SOCKET HEAD SCREW ISO 4 | 49 01 176 | 794 | 2 | 124 | 93 24 124 01 | MOUNTING PARTS |
| SOCKET HEAD SCREW ISO 47 | 10 09 759 2 | 732 | 4 | 79 | 90 80 299 6 | ELECTRIC INSTALLATION |
| SOCKET HEAD SCREW ISO 4 | 46 00 175 | 791 | 2 | 124 | 93 24 124 01 | MOUNTING PARTS |
| SOCKET HEAD SCREW ISO 4 | 40 01 620 | 203 | 2 | 40 | 90 11 600 30 | HOLDING BRACKET |
| SOCKET HEAD SCREW ISO 4 | 40 01 620 | 756 | 4 | 129 | 93 28 859 01 | MOUNTING PARTS |
| SOCKET HEAD SCREW ISO 4 | 46 00 188 | 706 | 4 | 129 | 93 28 859 01 | MOUNTING PARTS |
| SOCKET SHELL HAN 10B HO | 10 11 249 2 | 120 | 2 | 83 | 90 80 306 7 | ELECTRIC INSTALL. CABIN |
| SOCKET SHELL HAN 3A NIEDE | 10 02 123 6 | 308 | 1 | 43 | 90 11 770 30 | ELECTRIC INSTALLATION |
| SOCKET SHELL HAN 6B NIED | 10 02 121 0 | 117 | 1 | 83 | 90 80 306 7 | ELECTRIC INSTALL. CABIN |
| SOLENOID 103V | 10 16 885 2 | 1 | 1 | 15 | 10 16 885 4 | SOLENOID |
| SOLENOID 103V | 10 16 885 4 | 1 | 1 | 14 | 10 16 840 0 | BRAKE |
| SOLENOID 205V | 10 02 407 1 | 1 | 1 | 16 | 10 16 927 4 | BRAKE |
| SPIGOT WIW250MZ401-440.15 | 93 22 502 01 | 153 | 1 | 27 | 90 00 386 9 | WINCH |
| SPIRAL RIBBON A 12 | 11 60 040 3 | 138 | 0.5m | 84 | 90 80 306 7 | ELECTRIC INSTALL. CABIN |
| SPLIT PIN ISO 1234 1,6X14 ST | 43 30 016 01 | 19 | 2 | 120 | 93 23 524 01 | FREE JIB SLEWING |
| SPLIT PIN ISO 1234 10X100 ST | 43 30 106 01 | 104 | 2 | 56 | 90 80 228 7 | INTERMEDIATE JIB SECTION |
| SPLIT PIN ISO 1234 10X100 ST | 43 30 106 01 | 104 | 1 | 57 | 90 80 233 4 | INTERMEDIATE JIB SECTION |
| SPLIT PIN ISO 1234 10X100 ST | 43 30 106 01 | 102 | 2 | 58 | 90 80 240 1 | INTERMEDIATE JIB SECTION |
| SPLIT PIN ISO 1234 10X100 ST | 43 30 106 01 | 103 | 2 | 59 | 90 80 243 4 | INTERMEDIATE JIB SECTION |
| SPLIT PIN ISO 1234 10X100 ST | 43 30 106 01 | 103 | 2 | 60 | 90 80 257 1 | INTERMEDIATE JIB SECTION |
| SPLIT PIN ISO 1234 10X100 ST | 43 30 106 01 | 103 | 2 | 61 | 90 80 262 1 | INTERMEDIATE JIB SECTION |
| SPLIT PIN ISO 1234 10X100 ST | 43 30 106 01 | 103 | 2 | 62 | 90 80 267 9 | INTERMEDIATE JIB SECTION |

26.5.2015

LE21035_150ecb8lit_etl_de

228

LIEBHERR

Alphabetischer Index
Alphabetical index

| Description | Item | Pos. | Quantity | Page | Assembly | Description |
|-------------------------------|--------------|------|----------|------|--------------|--------------------------|
| SPLIT PIN ISO 1234 10X100 ST | 43 30 106 01 | 107 | 2 | 64 | 90 80 276 1 | JIB PIVOTING SECTION |
| SPLIT PIN ISO 1234 10X80 ST | 43 30 103 01 | 119 | 8 | 72 | 90 80 291 6 | COUNTER JIB |
| SPLIT PIN ISO 1234 10X80 ST | 43 30 103 01 | 107 | 4 | 93 | 90 80 311 9 | SLEWING PLATFORM |
| SPLIT PIN ISO 1234 10X90 ST | 43 30 105 01 | 208 | 2 | 37 | 90 11 477 30 | JIB SUSPENSION |
| SPLIT PIN ISO 1234 10X90 ST | 43 30 105 01 | 127 | 10 | 72 | 90 80 291 6 | COUNTER JIB |
| SPLIT PIN ISO 1234 13X112 ST | 43 30 110 01 | 102 | 2 | 64 | 90 80 276 1 | JIB PIVOTING SECTION |
| SPLIT PIN ISO 1234 13X112 ST | 43 30 110 01 | 123 | 2 | 72 | 90 80 291 6 | COUNTER JIB |
| SPLIT PIN ISO 1234 13X140 ST | 43 30 113 01 | 127 | 2 | 93 | 90 80 311 9 | SLEWING PLATFORM |
| SPLIT PIN ISO 1234 2X14 ST A3 | 43 30 019 01 | 110 | 2 | 57 | 90 80 233 4 | INTERMEDIATE JIB SECTION |
| SPLIT PIN ISO 1234 3,2X20 ST | 43 30 034 01 | 138 | 2 | 65 | 90 80 276 1 | JIB PIVOTING SECTION |
| SPLIT PIN ISO 1234 4X32 ST A3 | 43 30 052 01 | 116 | 2 | 63 | 90 80 271 5 | JIB HEAD SECTION |
| SPLIT PIN ISO 1234 4X32 ST A3 | 43 30 052 01 | 109 | 4 | 64 | 90 80 276 1 | JIB PIVOTING SECTION |
| SPLIT PIN ISO 1234 4X32 ST A3 | 43 30 052 01 | 139 | 38 | 72 | 90 80 291 6 | COUNTER JIB |
| SPLIT PIN ISO 1234 4X32 ST A3 | 43 30 052 01 | 502 | 2 | 89 | 90 80 310 9 | PULLEY BLOCK |
| SPLIT PIN ISO 1234 4X32 ST A3 | 43 30 052 01 | 104 | 10 | 93 | 90 80 311 9 | SLEWING PLATFORM |
| SPLIT PIN ISO 1234 4X32 ST A3 | 43 30 052 01 | 202 | 2 | 101 | 90 80 333 8 | WORKING PLATFORM |
| SPLIT PIN ISO 1234 4X32 ST A3 | 43 30 052 01 | 202 | 2 | 104 | 90 80 336 5 | WORKING PLATFORM |
| SPLIT PIN ISO 1234 6,3X40 ST | 43 30 076 01 | 115 | 4 | 72 | 90 80 291 6 | COUNTER JIB |
| SPLIT PIN ISO 1234 6,3X40 ST | 43 30 076 01 | 302 | 12 | 76 | 90 80 299 0 | PLATFORM |
| SPLIT PIN ISO 1234 6,3X50 ST | 43 30 078 01 | 102 | 8 | 98 | 90 80 317 6 | CABIN PLATFORM |
| SPLIT PIN ISO 1234 6,3X50 ST | 43 30 078 01 | 102 | 8 | 102 | 90 80 336 0 | PLATFORM |
| SPLIT PIN ISO 1234 8X50 ST A3 | 43 30 088 01 | 121 | 8 | 64 | 90 80 276 1 | JIB PIVOTING SECTION |
| SPLIT PIN ISO 1234 8X56 ST A3 | 43 30 090 01 | 507 | 1 | 89 | 90 80 310 9 | PULLEY BLOCK |
| SPLIT PIN ISO 1234 8X71 ST A3 | 43 30 092 01 | 128 | 1 | 32 | 90 07 479 30 | TWIST COMPENSATOR |
| SPLIT PIN ISO 1234 8X71 ST A3 | 43 30 092 01 | 104 | 8 | 98 | 90 80 317 6 | CABIN PLATFORM |
| SPONGE RUBBER 3X30X1000 | 10 02 473 7 | 780 | 1m | 80 | 90 80 299 6 | ELECTRIC INSTALLATION |
| SPONGE RUBBER 3X30X1000 | 10 02 473 7 | 110 | 0.3m | 98 | 90 80 317 6 | CABIN PLATFORM |
| SPRING PLUG A001.000-117.11 | 43 31 024 01 | 125 | 2 | 72 | 90 80 291 6 | COUNTER JIB |
| SPRING PLUG LN 262 2,5X42 V | 43 31 017 01 | 141 | 1 | 65 | 90 80 276 1 | JIB PIVOTING SECTION |
| SPRING PLUG LN 262 2,5X42 V | 43 31 017 01 | 204 | 1 | 101 | 90 80 333 8 | WORKING PLATFORM |
| SPRING PLUG LN 262 2,5X42 V | 43 31 017 01 | 204 | 1 | 104 | 90 80 336 5 | WORKING PLATFORM |
| SPRING PLUG LN 262 3X62 V | 43 31 010 01 | 116 | 2 | 72 | 90 80 291 6 | COUNTER JIB |
| SPRING PLUG LN 262 3X62 V | 43 31 010 01 | 135 | 1 | 93 | 90 80 311 9 | SLEWING PLATFORM |
| SPRING PLUG LN 262 4X60 V | 43 31 008 01 | 102 | 2 | 56 | 90 80 228 7 | INTERMEDIATE JIB SECTION |
| SPRING PLUG LN 262 4X60 V | 43 31 008 01 | 102 | 2 | 57 | 90 80 233 4 | INTERMEDIATE JIB SECTION |
| SPRING PLUG LN 262 4X60 V | 43 31 008 01 | 104 | 2 | 58 | 90 80 240 1 | INTERMEDIATE JIB SECTION |
| SPRING PLUG LN 262 4X60 V | 43 31 008 01 | 102 | 2 | 59 | 90 80 243 4 | INTERMEDIATE JIB SECTION |
| SPRING PLUG LN 262 4X60 V | 43 31 008 01 | 102 | 2 | 60 | 90 80 257 1 | INTERMEDIATE JIB SECTION |
| SPRING PLUG LN 262 4X60 V | 43 31 008 01 | 102 | 2 | 61 | 90 80 262 1 | INTERMEDIATE JIB SECTION |
| SPRING PLUG LN 262 4X60 V | 43 31 008 01 | 102 | 2 | 62 | 90 80 267 9 | INTERMEDIATE JIB SECTION |
| SPRING PLUG LN 262 4X60 V | 43 31 008 01 | 105 | 2 | 64 | 90 80 276 1 | JIB PIVOTING SECTION |
| SPRING PLUG LN 262 4X60 V | 43 31 008 01 | 129 | 12 | 72 | 90 80 291 6 | COUNTER JIB |
| SPRING PLUG LN 262 4X60 V | 43 31 008 01 | 105 | 2 | 93 | 90 80 311 9 | SLEWING PLATFORM |
| SPRING PLUG LN 262 5X85 V | 43 31 001 01 | 812 | 1 | 24 | 90 00 337 1 | BOTTOM HOOK BLOCK |
| SPRING PLUG LN 262 6,3X97 | 43 31 006 01 | 127 | 2 | 64 | 90 80 276 1 | JIB PIVOTING SECTION |
| SPRING PLUG LN 262 6,3X97 | 43 31 006 01 | 131 | 2 | 72 | 90 80 291 6 | COUNTER JIB |
| SPRING PLUG LN 262 6,3X97 | 43 31 006 01 | 133 | 4 | 93 | 90 80 311 9 | SLEWING PLATFORM |
| SPRING PLUG LN 262 6,3X97 | 43 31 006 01 | 116 | 4 | 146 | 96 96 482 01 | SLEWING RING SUPPORT |
| SPRING PLUG LN 262 7X105 V | 43 31 013 01 | 152 | 1 | 68 | 90 80 284 2 | TROLLEY |
| SPRING PLUG LN 262 8X130 V | 43 31 009 01 | 510 | 1 | 89 | 90 80 310 9 | PULLEY BLOCK |
| SPRING PLUG LN 262 8X150 V | 43 31 027 01 | 422 | 1 | 23 | 90 00 337 1 | BOTTOM HOOK BLOCK |
| SPRING PLUG LN 262 8X150 V | 43 31 027 01 | 103 | 2 | 64 | 90 80 276 1 | JIB PIVOTING SECTION |
| SPRING PLUG LN 262 8X150 V | 43 31 027 01 | 117 | 2 | 72 | 90 80 291 6 | COUNTER JIB |
| SPRING PLUG LN 262 8X150 V | 43 31 027 01 | 108 | 4 | 93 | 90 80 311 9 | SLEWING PLATFORM |
| STAND C073.070-411.211 | 90 80 301 9 | 211 | 1 | 93 | 90 80 311 9 | SLEWING PLATFORM |
| STATOR E12.0585X802/001 4P | 93 28 857 01 | 103 | 1 | 151 | 96 99 582 01 | MOTOR |
| STATOR E12.0880X802/001 4P | 97 59 126 01 | 103 | 1 | 118 | 93 23 058 01 | MOTOR |
| STICKER 32 000 6060 40 1422 | 96 12 981 | 203 | 1 | 51 | 90 80 123 8 | PLATE CABIN |
| STICKER 32 000 6060 45 1872 | 96 13 673 | 125 | 1 | 102 | 90 80 336 0 | PLATFORM |
| STICKER SLD05.10AC01 100 | 90 03 145 5 | 60 | 1 | 29 | 90 01 541 8 | DEVICE PLATE |

26.5.2015

LE21035_150ecb8lit_etl_de

229

LIEBHERR

Alphabetischer Index
Alphabetical index

| Description | Item | Pos. | Quantity | Page | Assembly | Description |
|-----------------------------|--------------|------|----------|------|--------------|--------------------------|
| STOP SPRING VCSO13 FLA | 64 01 902 01 | 7 | 4 | 10 | 10 16 747 5 | CONTROL LEVER / JOYSTICK |
| STOP SPRING VCSO13 FLA | 64 01 902 01 | 7 | 2 | 22 | 64 01 513 01 | CONTROL LEVER / JOYSTICK |
| STOPPER PLUG EN 60423 IP68 | 10 17 975 7 | 726 | 3 | 79 | 90 80 299 6 | ELECTRIC INSTALLATION |
| STOPPER PLUG M32X1,5 POL | 60 25 154 01 | 619 | 1 | 77 | 90 80 299 4 | ELECTRIC INSTALLATION |
| STRAIN RELIEF CLAMP | 60 27 025 01 | 141 | 1 | 46 | 90 13 319 30 | CABLE ATTACHMENT |
| STRAIN RELIEF CLAMP | 60 27 025 01 | 129 | 1 | 146 | 96 96 482 01 | SLEWING RING SUPPORT |
| SUBPLATE 3X200X560 4005-5 | 98 92 231 01 | 10 | 1 | 30 | 90 03 019 0 | DEVICE PLATE |
| SUBPLATE 3X200X560 4005-5 | 98 92 231 01 | 10 | 1 | 145 | 96 95 855 01 | CONTROL |
| SUN WHEEL 67 022 3000 25 0 | 94 42 842 03 | 101 | 1 | 137 | 93 82 699 01 | SHAFT |
| SUN WHEEL 68 927 4000 31 0 | 93 33 857 01 | 31 | 1 | 131 | 93 33 873 01 | PLANETARY GEARBOX |
| SUN WHEEL GET140AZ401-123 | 93 82 703 01 | 101 | 1 | 138 | 93 82 702 01 | SHAFT |
| SUN WHEEL GET140AZ402-121 | 93 82 755 01 | 101 | 1 | 139 | 93 82 811 01 | SHAFT |
| SUN WHEEL M=4 Z=18 68 734 | 92 76 402 01 | 25 | 1 | 131 | 93 33 873 01 | PLANETARY GEARBOX |
| SUPPORTING WASHER 63X8 | 42 20 108 01 | 64 | 1 | 132 | 93 33 873 01 | PLANETARY GEARBOX |
| SUPPORTING WASHER DIN 9 | 10 17 363 2 | 107 | 2 | 57 | 90 80 233 4 | INTERMEDIATE JIB SECTION |
| SUPPORTING WASHER DIN 9 | 10 17 363 2 | 125 | 2 | 64 | 90 80 276 1 | JIB PIVOTING SECTION |
| SUPPORTING WASHER DIN 9 | 42 20 133 01 | 722 | 1 | 124 | 93 24 124 01 | MOUNTING PARTS |
| SUPPORTING WASHER DIN 98 | 42 20 110 01 | 420 | 2 | 122 | 93 24 123 01 | ROTOR |
| SWING RING AND FIXING SCR | 90 80 325 1 | 230 | 1 | 1 | 15 0E CB_0 | |
| SWITCHING ELEMENT | 63 21 650 01 | 33 | 2 | 13 | 10 16 781 8 | CONTROL STAND |
| SWITCHING ELEMENT | 63 21 650 01 | 2 | 1 | 17 | 26 39 459 02 | PUSH BUTTON |
| SWITCHING ELEMENT | 63 21 650 01 | 2 | 2 | 18 | 60 66 126 01 | PUSH-BUTTON EMERGENCY S |
| SWITCHING ELEMENT | 63 21 652 01 | 3 | 1 | 5 | 10 00 634 9 | PUSH-BUTTON |
| SWITCHING ELEMENT | 63 21 652 01 | 32 | 2 | 13 | 10 16 781 8 | CONTROL STAND |
| SWITCHING ELEMENT | 63 21 652 01 | 2 | 1 | 19 | 60 66 129 01 | PUSH-BUTTON |
| SWIVEL BRAKE BUTTON 1.100 | 63 21 147 01 | 3 | 1 | 10 | 10 16 747 5 | CONTROL LEVER / JOYSTICK |
| TAPER PLUG 14,5 NATUR LLD | 77 90 284 01 | 796 | 4 | 124 | 93 24 124 01 | MOUNTING PARTS |
| TAPER PLUG 14,5 NATUR LLD | 77 90 284 01 | 824 | 1 | 124 | 93 24 124 01 | MOUNTING PARTS |
| TAPER PLUG 14,5 NATUR LLD | 77 90 284 01 | 324 | 2 | 151 | 96 99 582 01 | MOTOR |
| TAPER PLUG 23 NATUR LLD-P | 77 90 281 01 | 795 | 4 | 124 | 93 24 124 01 | MOUNTING PARTS |
| TAPER PLUG 24 NATUR LLD-P | 77 90 289 01 | 323 | 2 | 151 | 96 99 582 01 | MOTOR |
| TAPERED ROLLER BEARING | 74 62 022 01 | 113 | 1 | 140 | 93 82 846 01 | POWER TAKE-OFF |
| TAPERED ROLLER BEARING | 74 62 222 01 | 102 | 1 | 140 | 93 82 846 01 | POWER TAKE-OFF |
| TAPERED ROLLER BEARING D | 74 62 444 01 | 124 | 1 | 32 | 90 07 479 30 | TWIST COMPENSATOR |
| TAPERED ROLLER BEARING | 10 02 188 7 | 22 | 2 | 4 | 10 00 622 7 | PLANETARY GEARBOX |
| TEMPERATURE CONTACT | 61 51 155 01 | 4 | 1 | 20 | 61 53 070 01 | CABIN HEATING |
| TENSION PIN S 12X45 | 10 16 885 3 | 4 | 2 | 8 | 10 16 636 3 | MANUAL RELEASE |
| TENSION ROD 40X272X1057 C | 90 80 305 0 | 411 | 2 | 93 | 90 80 311 9 | SLEWING PLATFORM |
| TENSION ROD C073.070-411.31 | 90 80 304 0 | 311 | 1 | 93 | 90 80 311 9 | SLEWING PLATFORM |
| TENSION ROD C073.070-711.51 | 90 80 300 1 | 511 | 2 | 72 | 90 80 291 6 | COUNTER JIB |
| TERMINAL BOX | 10 16 978 2 | 10 | 1 | 130 | 93 28 869 01 | SEPARATE FAN |
| TERMINAL BOX BASE E00.024 | 93 24 132 01 | 790 | 1 | 124 | 93 24 124 01 | MOUNTING PARTS |
| TERMINAL BOX E00.0080X601/ | 93 94 015 01 | 25 | 1 | 113 | 90 80 414 0 | DISTRIBUTOR |
| TERMINAL BOX E00.0080X601/ | 93 94 015 01 | 825 | 1 | 124 | 93 24 124 01 | MOUNTING PARTS |
| TERMINAL BOX E00.0184X601 | 93 28 863 01 | 320 | 1 | 151 | 96 99 582 01 | MOTOR |
| TERMINAL BOX UPPER PART | 97 59 118 01 | 810 | 1 | 124 | 93 24 124 01 | MOUNTING PARTS |
| TERMINAL CLAMP UNIVERSA | 63 61 096 01 | 63 | 3 | 145 | 96 95 855 01 | CONTROL |
| TERMINAL HOLDER E00.0000 | 97 59 125 01 | 806 | 1 | 124 | 93 24 124 01 | MOUNTING PARTS |
| TERMINAL/CLAMP /0,2-4 mm² | 63 61 059 01 | 37 | 3 | 30 | 90 03 019 0 | DEVICE PLATE |
| TERMINAL/CLAMP /0,2-4 mm² | 63 61 059 01 | 307 | 1 | 43 | 90 11 770 30 | ELECTRIC INSTALLATION |
| TERMINAL/CLAMP /0,2-4 mm² | 63 61 059 01 | 61 | 2 | 145 | 96 95 855 01 | CONTROL |
| TERMINAL/CLAMP 0,2-4 mm² | 63 61 022 01 | 36 | 6 | 30 | 90 03 019 0 | DEVICE PLATE |
| TERMINAL/CLAMP 0,2-4 mm² | 63 61 022 01 | 302 | 4 | 43 | 90 11 770 30 | ELECTRIC INSTALLATION |
| TERMINAL/CLAMP 0,2-4 mm² | 63 61 022 01 | 60 | 5 | 145 | 96 95 855 01 | CONTROL |
| TERMINAL/CLAMP 0,2-4 mm² | 63 61 025 01 | 307 | 2 | 149 | 96 99 124 01 | E-INST. AIR-CONDITIONING |
| TERMINAL/CLAMP 0,2-6 mm² | 63 61 258 01 | 30 | 8 | 113 | 90 80 414 0 | DISTRIBUTOR |
| THREADED BAR C063.070-612. | 90 11 479 30 | 201 | 2 | 37 | 90 11 477 30 | JIB SUSPENSION |
| THREADED BAR C063.070-612. | 90 11 480 30 | 204 | 1 | 37 | 90 11 477 30 | JIB SUSPENSION |
| THREADED ROD C062.070-851. | 90 11 112 30 | 202 | 2 | 36 | 90 11 109 30 | PLATE MOUNTING |
| THRUST PIECE BME45816-006 | 50 28 849 01 | 2 | 6 | 7 | 10 02 407 1 | SOLENOID |

26.5.2015

LE21035_150ecb8lit_etl_de

230

LIEBHERRAlphabetischer Index
Alphabetical index

| Description | Item | Pos. | Quantity | Page | Assembly | Description |
|------------------------------|--------------|------|----------|------|--------------|--------------------------|
| THRUST WASHER 68 763 5200 | 92 76 452 01 | 46 | 1 | 131 | 93 33 873 01 | PLANETARY GEARBOX |
| TIME SWITCH | 10 02 746 5 | 63 | 1 | 13 | 10 16 781 8 | CONTROL STAND |
| TOOL BOX C070.070-968.100 | 90 80 165 1 | 904 | 1 | 2 | 15 0E CB_0 | |
| TOOL BOX C070.070-968.110 | 90 80 162 7 | 110 | 1 | 54 | 90 80 165 1 | TOOL BOX |
| TOOL BOX C070.070-968.111 | 90 80 162 8 | 111 | 1 | 52 | 90 80 162 7 | TOOL BOX |
| TOOLS C070.070-968.120 | 90 80 164 9 | 120 | 1 | 54 | 90 80 165 1 | TOOL BOX |
| TOOLS C070.070-9683120 | 90 80 214 0 | 100 | 1 | 53 | 90 80 164 9 | TOOLS |
| TOP COAT LIEBHERRGELB | 83 02 013 01 | 902 | 1 | 2 | 15 0E CB_0 | |
| TOWER LABELS C073.070-851. | 90 80 339 8 | 401 | 1 | 1 | 15 0E CB_0 | |
| TOWER LABELS C073.070-851. | 90 80 340 2 | 210 | 1 | 105 | 90 80 339 8 | TOWER LABELS |
| TRANSFORMER ELZ300BD003- | 90 80 348 0 | 570 | 1 | 2 | 15 0E CB_0 | |
| TROLLEY C073.070-661.000 | 90 80 284 2 | 240 | 1 | 1 | 15 0E CB_0 | |
| TROLLEY C073.070-661.111 | 90 80 284 3 | 111 | 1 | 68 | 90 80 284 2 | TROLLEY |
| TROLLEY SENSOR ELZ301AK | 90 80 307 8 | 670 | 1 | 2 | 15 0E CB_0 | |
| TROLLEY TRAVEL GEAR KAW1 | 93 19 635 01 | 521 | 1 | 2 | 15 0E CB_0 | |
| TUBE 8X0,8X5 F401-0 00-00 X | 93 30 317 01 | 308 | 2 | 151 | 96 99 582 01 | MOTOR |
| TUBE 9X12X15 E00.0012X337/ | 93 98 613 01 | 309 | 2 | 151 | 96 99 582 01 | MOTOR |
| TUBE AD6/ID1,5X100000 PA12 | 28 89 018 01 | 421 | 2.5m | 42 | 90 11 763 30 | CENTRAL LUBRICATING SYS |
| TUBE AD6/ID1,5X100000 PA12 | 28 89 018 01 | 422 | 2.5m | 42 | 90 11 763 30 | CENTRAL LUBRICATING SYS |
| TUBE AD6/ID1,5X100000 PA12 | 28 89 018 01 | 423 | 2.5m | 42 | 90 11 763 30 | CENTRAL LUBRICATING SYS |
| TUBE AD6/ID1,5X100000 PA12 | 28 89 018 01 | 424 | 2.5m | 42 | 90 11 763 30 | CENTRAL LUBRICATING SYS |
| TUBE AD6/ID1,5X100000 PA12 | 28 89 018 01 | 425 | 2.5m | 42 | 90 11 763 30 | CENTRAL LUBRICATING SYS |
| TUBE C063.070-612.207 | 90 11 476 30 | 207 | 1 | 37 | 90 11 477 30 | JIB SUSPENSION |
| TUBE LN 80 17,2X2,9X20 F409- | 96 94 290 01 | 153 | 2 | 144 | 96 85 897 01 | SAFETY STIRRUP |
| TUBE LN 80 38X4X24 F409-0 0 | 91 25 745 01 | 513 | 1 | 143 | 95 71 756 01 | FASTENING DEVICE |
| TUBULAR RIVET FLACHRUND | 10 65 105 3 | 112 | 8 | 98 | 90 80 317 6 | CABIN PLATFORM |
| TWIST COMPENSATOR DRF03 | 90 07 479 30 | 200 | 1 | 63 | 90 80 271 5 | JIB HEAD SECTION |
| TYPE PLATE 4005-51365 | 96 95 934 01 | 71 | 1 | 145 | 96 95 855 01 | CONTROL |
| TYPE PLATE 4005-51871 | 90 01 542 1 | 15 | 1 | 30 | 90 03 019 0 | DEVICE PLATE |
| TYPE PLATE SLD11.21TU02 M | 77 31 527 01 | 117 | 1 | 93 | 90 80 311 9 | SLEWING PLATFORM |
| TYPE PLATE SLD11.21TU02 M | 77 31 527 01 | 107 | 1 | 106 | 90 80 340 2 | TOWER LABELS |
| V-RING 350 NBR,60 SHORE A | 71 09 087 01 | 69 | 1 | 132 | 93 33 873 01 | PLANETARY GEARBOX |
| VENTILATION VALVE | 40 78 015 01 | 123 | 1 | 26 | 90 00 386 9 | WINCH |
| WARNING SIGN 23,5mmX20mm | 63 80 009 01 | 40 | 2 | 107 | 90 80 348 0 | TRANSFORMER |
| WARNING SIGN SLD12.20UH0 | 90 80 679 2 | 624 | 1 | 94 | 90 80 312 5 | CURRENT COLLECTOR FAST |
| WASHER | 10 02 189 3 | 5 | 1 | 4 | 10 00 622 7 | PLANETARY GEARBOX |
| WASHER | 10 02 189 4 | 6 | 1 | 4 | 10 00 622 7 | PLANETARY GEARBOX |
| WASHER 10X65/RD LAH050ET | 98 45 866 01 | 214 | 2 | 23 | 90 00 337 1 | BOTTOM HOOK BLOCK |
| WASHER 130,1X145X3,5 | 10 02 189 5 | 26 | 1 | 4 | 10 00 622 7 | PLANETARY GEARBOX |
| WASHER C040.001-661.225 3 | 93 87 282 01 | 331 | 1 | 47 | 90 80 031 5 | ROLLER |
| WASHER C063.070-612.209 52 | 90 11 481 30 | 209 | 2 | 37 | 90 11 477 30 | JIB SUSPENSION |
| WASHER DIN 6916 25 295-350 | 42 15 004 01 | 122 | 72 | 100 | 90 80 325 1 | SWING RING AND FIXING SC |
| WASHER DIN 7349 13 200HV A | 42 16 007 01 | 134 | 2 | 155 | 97 44 248 01 | FASTENERS |
| WASHER E00.0025X316/103 | 93 23 528 01 | 4 | 1 | 120 | 93 23 524 01 | FREE JIB SLEWING |
| WASHER GET140AZ401-124.10 | 93 82 708 01 | 105 | 1 | 140 | 93 82 846 01 | POWER TAKE-OFF |
| WASHER ISO 14399-6 16 300- | 42 15 002 01 | 162 | 8 | 27 | 90 00 386 9 | WINCH |
| WASHER ISO 7089 10 200HV | 42 00 013 01 | 7 | 6 | 14 | 10 16 840 0 | BRAKE |
| WASHER ISO 7089 10 200HV | 42 00 013 01 | 187 | 2 | 27 | 90 00 386 9 | WINCH |
| WASHER ISO 7089 10 200HV | 42 00 013 01 | 106 | 4 | 38 | 90 11 597 30 | WIND WARNING UNIT |
| WASHER ISO 7089 10 200HV | 42 00 013 01 | 34 | 8 | 49 | 90 80 049 9 | CABIN |
| WASHER ISO 7089 10 200HV | 42 00 013 01 | 110 | 4 | 63 | 90 80 271 5 | JIB HEAD SECTION |
| WASHER ISO 7089 10 200HV | 42 00 013 01 | 153 | 4 | 82 | 90 80 305 4 | PROTECTION |
| WASHER ISO 7089 10 200HV | 42 00 013 01 | 610 | 8 | 94 | 90 80 312 5 | CURRENT COLLECTOR FAST |
| WASHER ISO 7089 10 200HV | 42 00 013 01 | 108 | 20 | 98 | 90 80 317 6 | CABIN PLATFORM |
| WASHER ISO 7089 10 200HV | 42 00 013 01 | 119 | 24 | 102 | 90 80 336 0 | PLATFORM |
| WASHER ISO 7089 10 200HV | 42 00 013 01 | 189 | 2 | 117 | 93 19 635 01 | TROLLEY TRAVEL GEAR |
| WASHER ISO 7089 10 200HV | 42 00 013 01 | 341 | 1 | 151 | 96 99 582 01 | MOTOR |
| WASHER ISO 7089 10 200HV | 42 00 013 01 | 147 | 4 | 156 | 97 50 268 01 | FASTENER |
| WASHER ISO 7089 10 MS | 42 00 507 01 | 782 | 18 | 124 | 93 24 124 01 | MOUNTING PARTS |
| WASHER ISO 7089 12 200HV | 42 00 016 01 | 304 | 4 | 66 | 90 80 282 4 | WEB |

26.5.2015

LE21035_150ecb8lit_etl_de

231

LIEBHERRAlphabetischer Index
Alphabetical index

| Description | Item | Pos. | Quantity | Page | Assembly | Description |
|-----------------------------|--------------|------|----------|------|--------------|--------------------------|
| WASHER ISO 7089 12 200HV | 42 00 016 01 | 404 | 4 | 67 | 90 80 282 6 | PLATFORM |
| WASHER ISO 7089 12 200HV | 42 00 016 01 | 163 | 2 | 68 | 90 80 284 2 | TROLLEY |
| WASHER ISO 7089 12 200HV | 42 00 016 01 | 204 | 10 | 70 | 90 80 285 6 | PLATFORM |
| WASHER ISO 7089 12 200HV | 42 00 016 01 | 505 | 4 | 89 | 90 80 310 9 | PULLEY BLOCK |
| WASHER ISO 7089 12 200HV | 42 00 016 01 | 142 | 10 | 93 | 90 80 311 9 | SLEWING PLATFORM |
| WASHER ISO 7089 12 200HV | 42 00 016 01 | 504 | 4 | 97 | 90 80 317 1 | WEB |
| WASHER ISO 7089 12 200HV | 42 00 016 01 | 115 | 8 | 102 | 90 80 336 0 | PLATFORM |
| WASHER ISO 7089 12 200HV | 42 00 016 01 | 146 | 4 | 136 | 93 82 638 01 | HOUSING |
| WASHER ISO 7089 14 200HV | 42 00 018 01 | 607 | 3 | 94 | 90 80 312 5 | CURRENT COLLECTOR FAST |
| WASHER ISO 7089 16 200HV | 42 00 019 01 | 604 | 2 | 94 | 90 80 312 5 | CURRENT COLLECTOR FAST |
| WASHER ISO 7089 16 200HV | 42 00 019 01 | 123 | 4 | 98 | 90 80 317 6 | CABIN PLATFORM |
| WASHER ISO 7089 16 200HV | 42 00 019 01 | 523 | 1 | 143 | 95 71 756 01 | FASTENING DEVICE |
| WASHER ISO 7089 16 MS | 42 00 511 01 | 114 | 2 | 142 | 93 97 338 01 | ELEVATOR CAGE |
| WASHER ISO 7089 22 200HV | 42 00 023 01 | 716 | 18 | 24 | 90 00 337 1 | BOTTOM HOOK BLOCK |
| WASHER ISO 7089 24 200HV | 42 00 024 01 | 202 | 4 | 37 | 90 11 477 30 | JIB SUSPENSION |
| WASHER ISO 7089 24 200HV | 42 00 024 01 | 119 | 1 | 98 | 90 80 317 6 | CABIN PLATFORM |
| WASHER ISO 7089 27 200HV | 42 00 026 01 | 143 | 3 | 68 | 90 80 284 2 | TROLLEY |
| WASHER ISO 7089 30 200HV | 42 00 028 01 | 518 | 1 | 143 | 95 71 756 01 | FASTENING DEVICE |
| WASHER ISO 7089 33 200HV | 42 00 030 01 | 205 | 2 | 37 | 90 11 477 30 | JIB SUSPENSION |
| WASHER ISO 7089 5 200HV A3 | 42 00 008 01 | 623 | 8 | 77 | 90 80 299 4 | ELECTRIC INSTALLATION |
| WASHER ISO 7089 5 200HV A3 | 42 00 008 01 | 135 | 4 | 146 | 96 96 482 01 | SLEWING RING SUPPORT |
| WASHER ISO 7089 5 200HV A3 | 42 00 008 01 | 309 | 2 | 149 | 96 99 124 01 | E-INST. AIR-CONDITIONING |
| WASHER ISO 7089 6 200HV A3 | 42 00 009 01 | 112 | 1 | 38 | 90 11 597 30 | WIND WARNING UNIT |
| WASHER ISO 7089 6 200HV A3 | 42 00 009 01 | 32 | 4 | 88 | 90 80 307 8 | TROLLEY SENSOR |
| WASHER ISO 7089 6 200HV A3 | 42 00 009 01 | 128 | 2 | 99 | 90 80 317 6 | CABIN PLATFORM |
| WASHER ISO 7089 6 200HV A3 | 42 00 009 01 | 107 | 12 | 102 | 90 80 336 0 | PLATFORM |
| WASHER ISO 7089 6 200HV A3 | 42 00 009 01 | 18 | 2 | 120 | 93 23 524 01 | FREE JIB SLEWING |
| WASHER ISO 7089 6 200HV A3 | 42 00 009 01 | 22 | 2 | 120 | 93 23 524 01 | FREE JIB SLEWING |
| WASHER ISO 7089 6 200HV A3 | 42 00 009 01 | 28 | 2 | 120 | 93 23 524 01 | FREE JIB SLEWING |
| WASHER ISO 7089 6 200HV A3 | 42 00 009 01 | 887 | 4 | 125 | 93 24 124 01 | MOUNTING PARTS |
| WASHER ISO 7089 6 200HV A3 | 42 00 009 01 | 35 | 0 | 135 | 93 43 417 01 | RADIO REMOTE CONTROL |
| WASHER ISO 7089 6 200HV A3 | 42 00 009 01 | 120 | 14 | 146 | 96 96 482 01 | SLEWING RING SUPPORT |
| WASHER ISO 7089 6 MS | 42 00 504 01 | 317 | 2 | 151 | 96 99 582 01 | MOTOR |
| WASHER ISO 7089 8 200HV A3 | 42 00 012 01 | 102 | 4 | 30 | 90 03 019 0 | DEVICE PLATE |
| WASHER ISO 7089 8 200HV A3 | 42 00 012 01 | 447 | 8 | 42 | 90 11 763 30 | CENTRAL LUBRICATING SYS |
| WASHER ISO 7089 8 200HV A3 | 42 00 012 01 | 36 | 12 | 49 | 90 80 049 9 | CABIN |
| WASHER ISO 7089 8 200HV A3 | 42 00 012 01 | 404 | 4 | 50 | 90 80 119 8 | PLATFORM |
| WASHER ISO 7089 8 200HV A3 | 42 00 012 01 | 104 | 10 | 63 | 90 80 271 5 | JIB HEAD SECTION |
| WASHER ISO 7089 8 200HV A3 | 42 00 012 01 | 116 | 2 | 64 | 90 80 276 1 | JIB PIVOTING SECTION |
| WASHER ISO 7089 8 200HV A3 | 42 00 012 01 | 124 | 11 | 93 | 90 80 311 9 | SLEWING PLATFORM |
| WASHER ISO 7089 8 200HV A3 | 42 00 012 01 | 622 | 2 | 94 | 90 80 312 5 | CURRENT COLLECTOR FAST |
| WASHER ISO 7089 8 200HV A3 | 42 00 012 01 | 214 | 16 | 105 | 90 80 339 8 | TOWER LABELS |
| WASHER ISO 7089 8 200HV A3 | 42 00 012 01 | 126 | 2 | 146 | 96 96 482 01 | SLEWING RING SUPPORT |
| WASHER ISO 7089 8 MS | 42 00 506 01 | 786 | 2 | 124 | 93 24 124 01 | MOUNTING PARTS |
| WASHER ISO 7093-1 6 200HV S | 42 18 007 01 | 26 | 2 | 120 | 93 23 524 01 | FREE JIB SLEWING |
| WASHER ISO 7093-1 6 200HV S | 42 18 007 01 | 899 | 4 | 125 | 93 24 124 01 | MOUNTING PARTS |
| WASHER ISO 7093-1 8 200HV S | 42 18 009 01 | 137 | 16 | 72 | 90 80 291 6 | COUNTER JIB |
| WASHER ISO 7093-1 8 200HV S | 42 18 009 01 | 904 | 2 | 125 | 93 24 124 01 | MOUNTING PARTS |
| WASHER ISO 7094 8 100HV ST | 42 06 003 01 | 115 | 4 | 52 | 90 80 162 7 | TOOL BOX |
| WASHER ISO 7094 8 6 100HV S | 10 65 105 1 | 113 | 8 | 98 | 90 80 317 6 | CABIN PLATFORM |
| WASHER LAH080ET011-040.41 | 98 43 867 01 | 416 | 2 | 23 | 90 00 337 1 | BOTTOM HOOK BLOCK |
| WASHER LN 75 37 295-350HV1 | 42 15 040 01 | 203 | 16 | 148 | 96 96 516 01 | FASTENERS |
| WATER COCK 2502 NEGRO | 90 07 271 30 | 22 | 1 | 48 | 90 80 049 9 | CABIN |
| WATER TANK | 90 07 270 30 | 21 | 1 | 48 | 90 80 049 9 | CABIN |
| WEB C063.070-711.720 | 90 11 067 30 | 720 | 1 | 72 | 90 80 291 6 | COUNTER JIB |
| WEB C073.070-611.300 | 90 80 282 4 | 300 | 2 | 65 | 90 80 276 1 | JIB PIVOTING SECTION |
| WEB C073.070-611.500 | 90 80 317 1 | 500 | 1 | 65 | 90 80 276 1 | JIB PIVOTING SECTION |
| WEB C073.070-711.710 | 90 80 296 4 | 710 | 1 | 72 | 90 80 291 6 | COUNTER JIB |
| WEDGE SOCKET 14-16mm/5/8 | 10 17 969 0 | 300 | 1 | 63 | 90 80 271 5 | JIB HEAD SECTION |
| WEDGE SOCKET 9-10mm/3/8Z | 77 39 190 01 | 124 | 1 | 86 | 90 80 307 5 | SAFETY ROPE JIB |

26.5.2015

LE21035_150ecb8lit_etl_de

232

LIEBHERRAlphabetischer Index
Alphabetical index

| Description | Item | Pos. | Quantity | Page | Assembly | Description |
|---------------------------------------|--------------|------|----------|------|--------------|-----------------------|
| WHEEL C064.001-413.212 70X4 | 96 92 534 01 | 101 | 1 | 154 | 97 05 794 01 | WHEEL |
| WHEEL C064.001-413.230 | 97 05 794 01 | 402 | 4 | 50 | 90 80 119 8 | PLATFORM |
| WINCH 6106X219X37KW WIW2 | 90 00 386 9 | 513 | 1 | 2 | 15 0E CB_0 | |
| WIND WARNING UNIT ELZ303 | 90 11 597 30 | 613 | 1 | 2 | 15 0E CB_0 | |
| WINDOW COVERING E00.000 | 93 24 135 01 | 894 | 1 | 125 | 93 24 124 01 | MOUNTING PARTS |
| WINDOW FRAME | 10 41 326 5 | 29 | 1 | 49 | 90 80 049 9 | CABIN |
| WINDOW HANDLE | 10 41 326 2 | 20 | 1 | 48 | 90 80 049 9 | CABIN |
| WING NUT DIN 315 M8 4 A2C V | 41 00 004 01 | 525 | 1 | 143 | 95 71 756 01 | FASTENING DEVICE |
| WING SCREW DIN 316 M5X10 | 10 03 004 5 | 895 | 4 | 125 | 93 24 124 01 | MOUNTING PARTS |
| WING SCREW DIN 316 M6X50 | 40 09 055 01 | 898 | 4 | 125 | 93 24 124 01 | MOUNTING PARTS |
| WIPER ARM | 10 41 275 5 | 10 | 1 | 48 | 90 80 049 9 | CABIN |
| WIPER BLADE 600 | 10 41 275 6 | 11 | 1 | 48 | 90 80 049 9 | CABIN |
| WIPER MOTOR | 10 41 275 8 | 12 | 1 | 48 | 90 80 049 9 | CABIN |
| WIRED END FERRULE 1,50mm ² | 60 23 415 01 | 102 | 10 | 44 | 90 11 842 30 | CABLE HARNESS |
| WIRED END FERRULE 25,00Q | 60 23 411 01 | 720 | 4 | 81 | 90 80 299 7 | CABLE LOOM |
| WIRING HARNESS BOOM C07 | 90 80 299 5 | 650 | 1 | 77 | 90 80 299 4 | ELECTRIC INSTALLATION |
| WORKING PLATFORM C073.07 | 90 80 333 8 | 200 | 1 | 99 | 90 80 317 6 | CABIN PLATFORM |
| WORKING PLATFORM C073.07 | 90 80 336 5 | 200 | 1 | 103 | 90 80 336 0 | PLATFORM |
| YOKE DIN 71752 VERZ | 72 51 001 01 | 20 | 2 | 120 | 93 23 524 01 | FREE JIB SLEWING |