



CTT181B-8

TAVOLA RICAMBI ELEMENTO BRACCIO

JIB SECTION SPARE PARTS TABLE

TABLEAU PIECES DE RECHANGE ELEMENT-FLECHE

ERSATZTEIL LISTE FÜR AUSLEGERELEMENT

LISTA DE REPUESTOS ELEMENTO BRAZO

Istruzioni per l'uso
Instructions for use
Mode d'emploi
Gebrauchsanleitung

Esempio
Example
Exemple
Beispiel

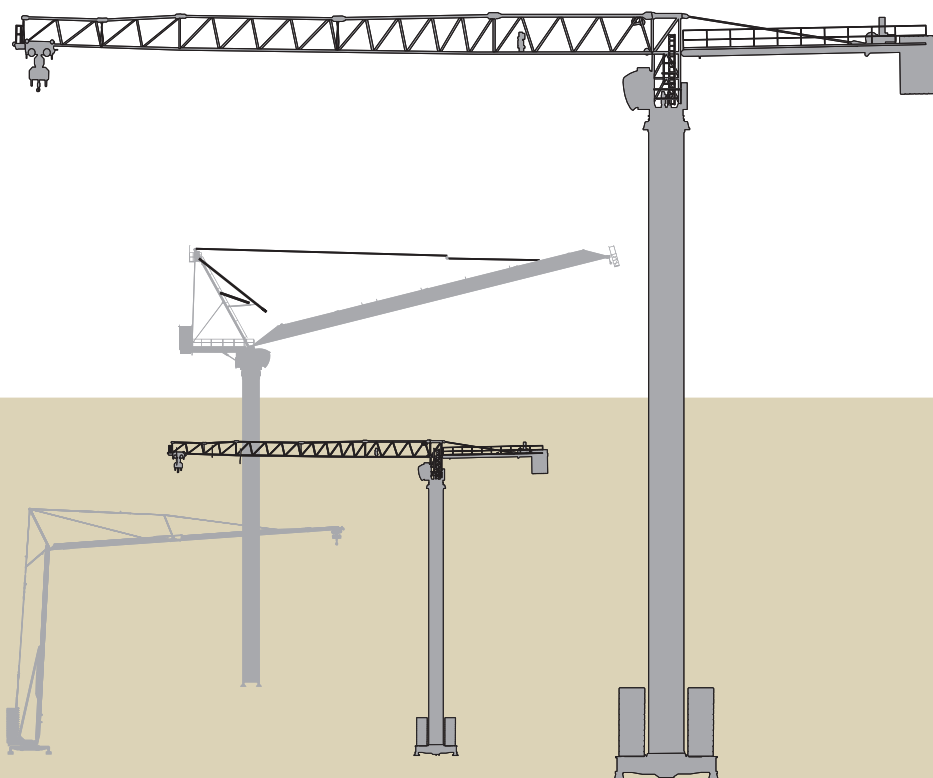
A	0010
B	350241002
C	1
D	FINECORS LIMIT SWITCH FIN DE COURSE ENDTASTER
E	PF FLH060 17006005010


I A: posizione di riferimento
 B: codice di riferimento
 C: quantità
 D: descrizione nelle varie lingue
 E: stringa tecnica

GB A: part reference number
 B: part code
 C: part quantity
 D: designation for the various languages
 E: technical data

F A: repère
 B: référence particulière
 C: quantité particulière
 D: description dans les autres langues
 E: données techniques

D A: referenznummer
 B: einzelheiten-code
 C: anzahl einzelheiten
 D: beschreibung in verschiedenen sprachen
 E: technische daten






A 0010
B 380158001
C 1
D SPINA
 PIN
 AXE
 BOLZEN
 ESPINA
E 100X305 42CRMO4 P



A 0060
B DM8115001
C 1
D KIT MONTAGGIO
 BOLTS & NUTS KIT
 KIT DE MONTAGE
 AUFBAUAUSRUSTUNG
 KIT DE MONTAJE
E X 350225001 TB23



A 0020
B 883130008
C 2
D COPIGLIA
 SPLIT PIN
 GOUPILLE
 SPLINT
 CHAVETA
E 13X120 Z



A 0070
B 350224001
C 1
D PULEGGIA FUNE
 SHEAVE
 POULIE DE CABLE
 SEILROLLE
 POLEA
E D=264 R=6,5 mm



A 0030
B 150225004
C 1
D PULEGGIA FUNE
 SHEAVE
 POULIE DE CABLE
 SEILROLLE
 POLEA
E 176-34-26 R3,7



A 0080
B 350225003
C 1
D PULEGGIA FUNE
 SHEAVE
 POULIE DE CABLE
 SEILROLLE
 POLEA
E 176-34-26 R3,7



A 0040
B DM8125001
C 1
D KIT MONTAGGIO
 BOLTS & NUTS KIT
 KIT DE MONTAGE
 AUFBAUAUSRUSTUNG
 KIT DE MONTAJE
E X 350225002 CTT181B



A 0090
B DM8125002
C 1
D KIT MONTAGGIO
 BOLTS & NUTS KIT
 KIT DE MONTAGE
 AUFBAUAUSRUSTUNG
 KIT DE MONTAJE
E X 350224001/5001 CTT181B



A 0050
B 350225003
C 1
D PULEGGIA FUNE
 SHEAVE
 POULIE DE CABLE
 SEILROLLE
 POLEA
E 176-34-26 R3,7

Effective Date: November 2008. Product specifications and prices are subject to change without notice or obligation. The photographs and/or drawings in this document are for illustrative purposes only. Refer to the appropriate Operator's Manual for instructions on the proper use of this equipment. Failure to follow the appropriate Operator's Manual when using our equipment or to otherwise act irresponsibly may result in serious injury or death. The only warranty applicable to our equipment is the standard written warranty applicable to the particular product and sale and Terex makes no other warranty, express or implied.

Products and services listed may be trademarks, service marks, or trade names of Terex Corporation and/or its subsidiaries in the USA and other countries. All rights are reserved. Terex is a registered trademark of Terex Corporation in the USA and many other countries. Copyright (or ©) 2008 Terex Corporation.