

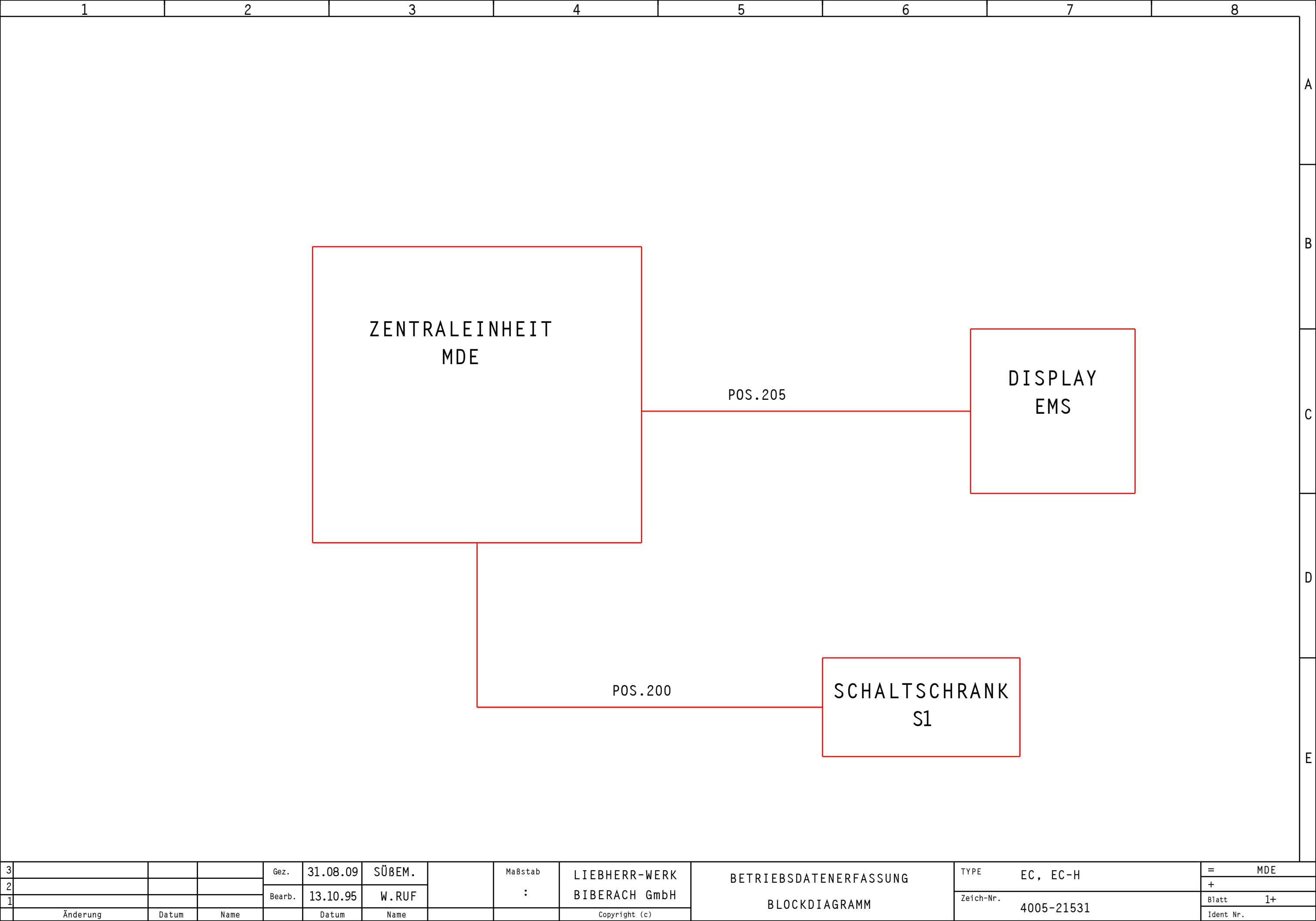





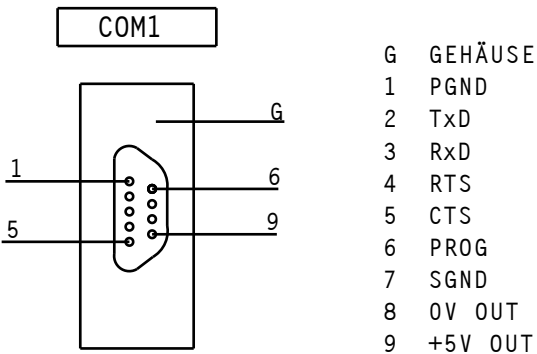
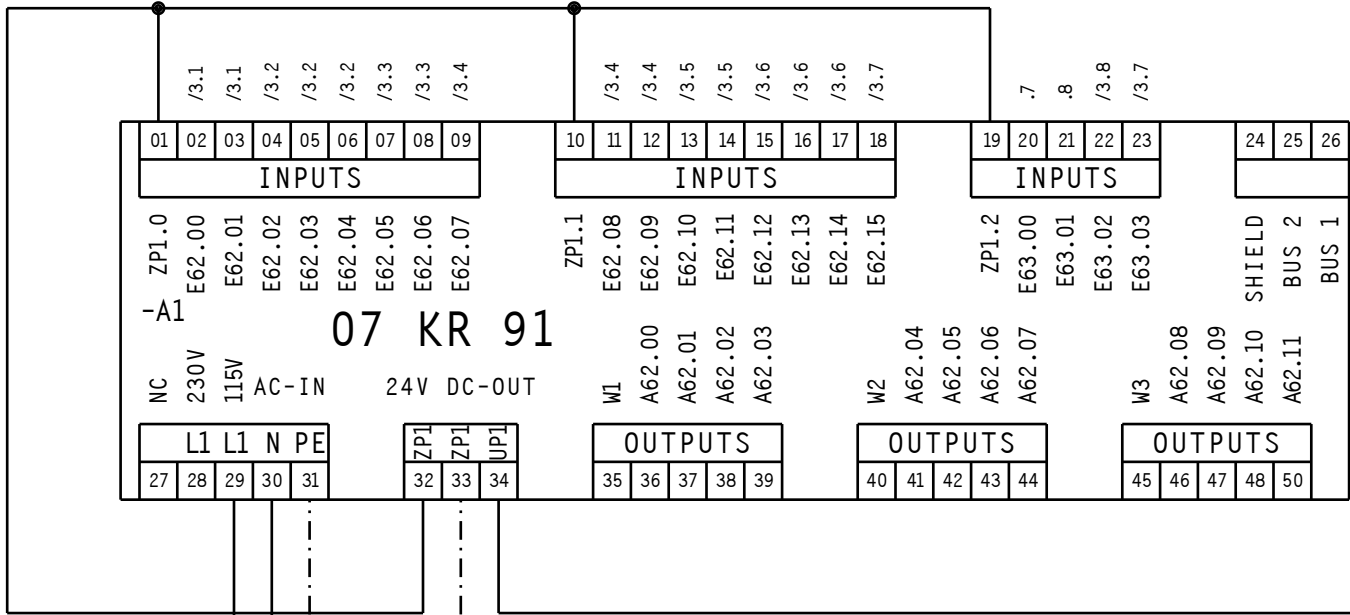




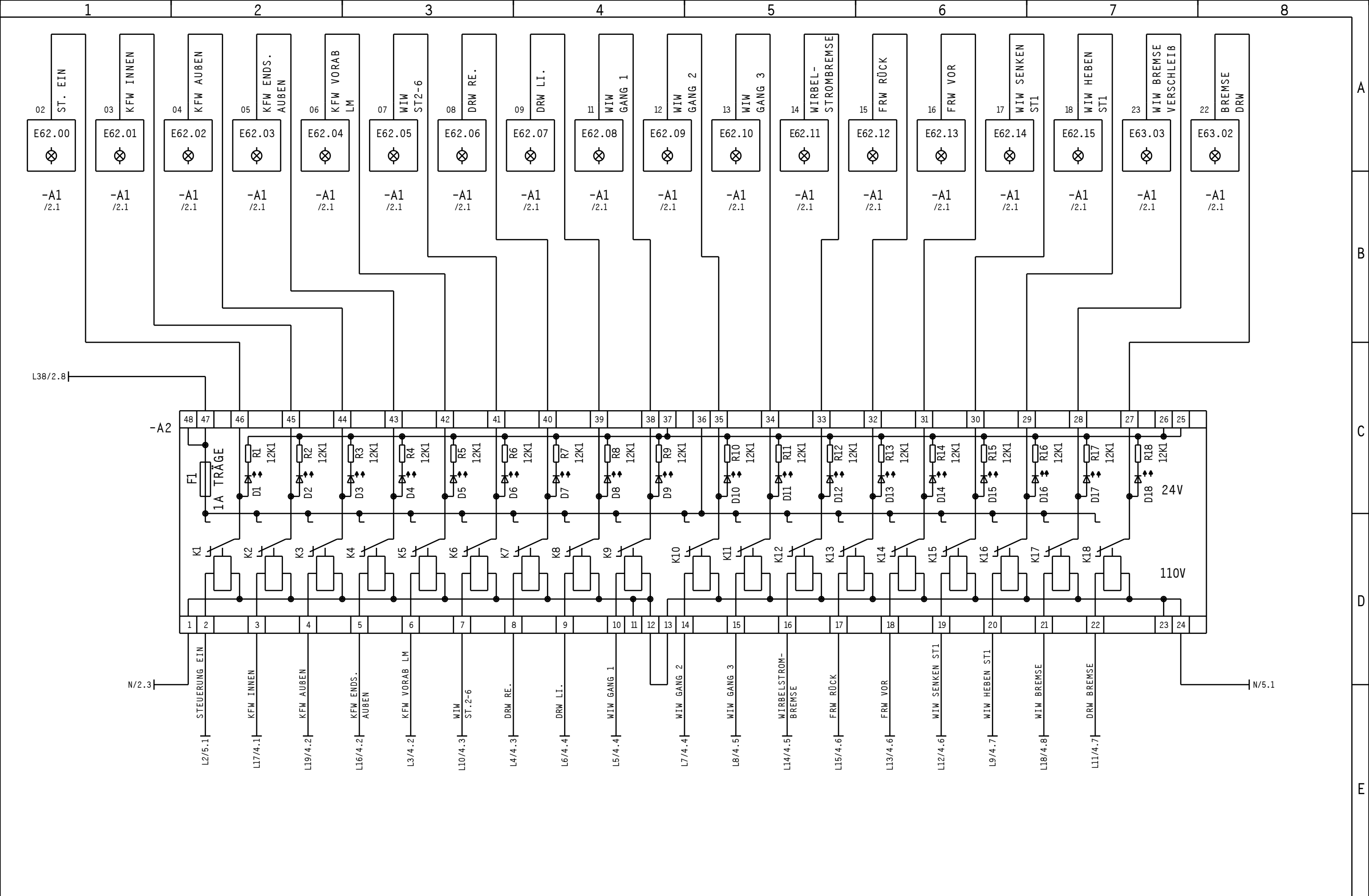
KLEMMLEISTE    =S1-AX2										1	2	3	4	5	6	7	8
NACH	Blatt Strompfad	Brücke	Draht- Brücke	Klemmen- Nr.	Sachnummer	phys. Kennz.	VON										
=MDE-AX2:PE	=MDE/5.8			PE													
=MDE-AX2:1A	=MDE/5.2			1A													
=MDE-AX2:1B	=MDE/5.5			1B													
=MDE-AX2:1C	=MDE/5.2			1C													
=MDE-AX2:1D	=MDE/5.5			1D													
=MDE-AX2:2A	=MDE/5.2			2A													
=MDE-AX2:2B	=MDE/5.5			2B													
=MDE-AX2:2C	=MDE/5.2			2C													
=MDE-AX2:2D	=MDE/5.5			2D													
=MDE-AX2:3A	=MDE/5.2			3A													
=MDE-AX2:3B	=MDE/5.6			3B													
=MDE-AX2:3C	=MDE/5.2			3C													
=MDE-AX2:3D	=MDE/5.6			3D													
=MDE-AX2:4A	=MDE/5.3			4A													
=MDE-AX2:4B	=MDE/5.6			4B													
=MDE-AX2:4C	=MDE/5.3			4C													
=MDE-AX2:4D	=MDE/5.6			4D													
=MDE-AX2:5A	=MDE/5.3			5A													
=MDE-AX2:5B	=MDE/5.6			5B													
=MDE-AX2:5C	=MDE/5.3			5C													
=MDE-AX2:5D	=MDE/5.6			5D													
=MDE-AX2:6A	=MDE/5.3			6A													
=MDE-AX2:6B	=MDE/5.6			6B													
=MDE-AX2:6C	=MDE/5.3			6C													
=MDE-AX2:6D	=MDE/5.6			6D													
=MDE-AX2:7A	=MDE/5.3			7A													
=MDE-AX2:7B	=MDE/5.6			7B													
=MDE-AX2:7C	=MDE/5.3			7C													
=MDE-AX2:7D	=MDE/5.6			7D													
=MDE-AX2:8A	=MDE/5.3			8A													
=MDE-AX2:8B	=MDE/5.7			8B													
=MDE-AX2:8C	=MDE/5.3			8C													
=MDE-AX2:8D	=MDE/5.7			8D													
=MDE-AX2:9A	=MDE/5.4			9A													
=MDE-AX2:9B	=MDE/5.7			9B													
=MDE-AX2:9C	=MDE/5.4			9C													
=MDE-AX2:9D	=MDE/5.7			9D													
=MDE-AX2:10A	=MDE/5.4			10A													
=MDE-AX2:10B	=MDE/5.7			10B													
=MDE-AX2:10C	=MDE/5.4			10C													
=MDE-AX2:10D	=MDE/5.7			10D													
=MDE-AX2:11A	=MDE/5.4			11A													
=MDE-AX2:11B	=MDE/5.7			11B													
=MDE-AX2:11C	=MDE/5.4			11C													
=MDE-AX2:11D	=MDE/5.7			11D													
=MDE-AX2:12A	=MDE/5.4			12A													
=MDE-AX2:12B	=MDE/5.7			12B													
=MDE-AX2:12C	=MDE/5.4			12C													
=MDE-AX2:12D	=MDE/5.7			12D													
=MDE-AX2:13A	=MDE/5.4			13A													
=MDE-AX2:13B	=MDE/5.8			13B													
=MDE-AX2:13C	=MDE/5.4			13C													
=MDE-AX2:13D	=MDE/5.8			13D													
=MDE-AX2:14A	=MDE/5.5			14A													
=MDE-AX2:14B	=MDE/5.8			14B													
=MDE-AX2:14C	=MDE/5.5			14C													
=MDE-AX2:14D	=MDE/5.8			14D													
=MDE-AX2:15A	=MDE/5.5			15A													
=MDE-AX2:15B	=MDE/5.8			15B													
=MDE-AX2:15C	=MDE/5.5			15C													
=MDE-AX2:15D	=MDE/5.8			15D													
=MDE-AX2:16A	=MDE/5.5			16A													
=MDE-AX2:16B	=MDE/5.8			16B													
=MDE-AX2:16C	=MDE/5.5			16C													
=MDE-AX2:16D	=MDE/5.8			16D													



3				Gez.	31.08.09	SÜBEM.		Maßstab	LIEBHERR-WERK	BETRIEBSDATENERFASSUNG	TYPE	EC, EC-H	=	MDE
2				Bearb.	13.10.95	W. RUF		:	BIBERACH GmbH	BLOCKDIAGRAMM	Zeich-Nr.	4005-21531	+	
1													Blatt	1+
	Änderung	Datum	Name		Datum	Name			Copyright (c)				Ident	Nr.




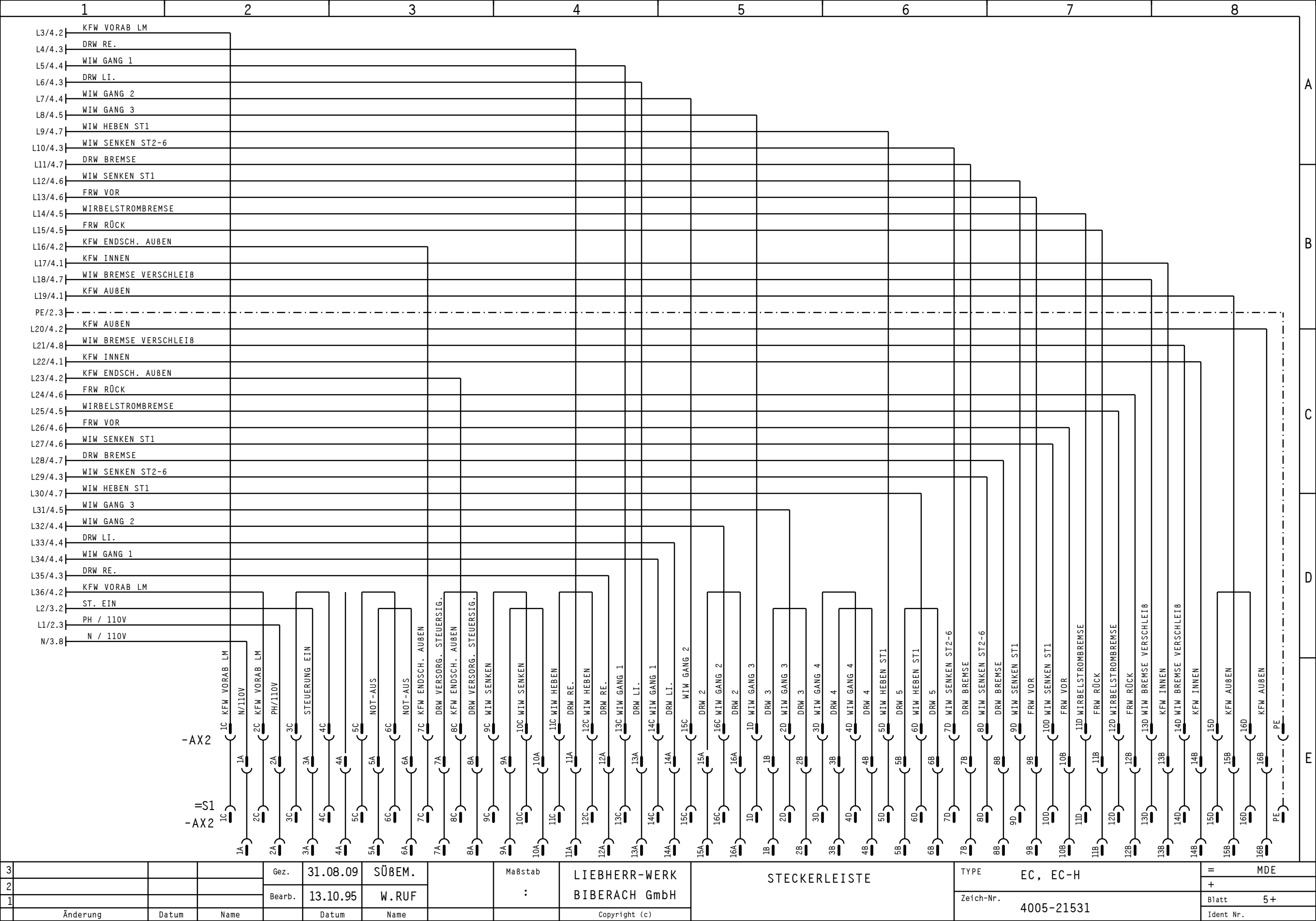
0 = EC-H  
1 = EC  
2 = HC-L



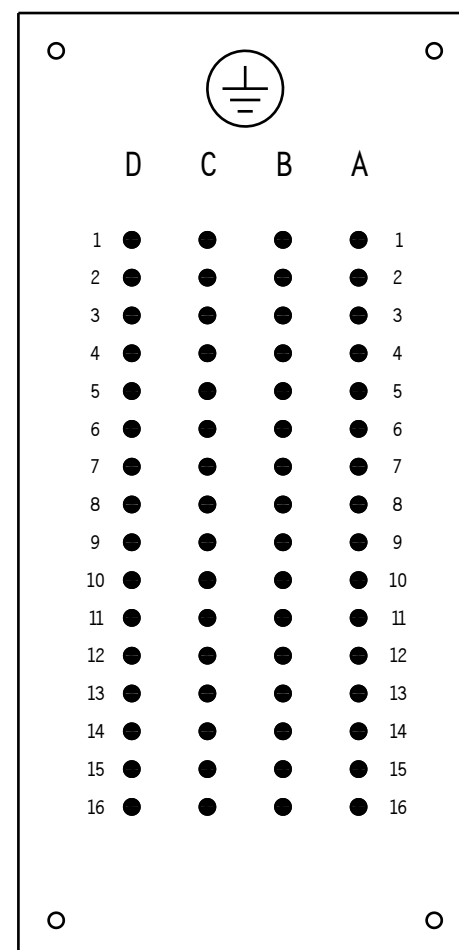
3				Gez.	31.08.09	SÜBEM.		Maßstab	LIEBHERR-WERK BIBERACH GmbH	EINGÄNGE	TYPE	EC, EC-H	=	MDE	
2				Bearb.	13.10.95	W. RUF					:	Zeich-Nr.	4005-21531	+	
1														Blatt	3+
	Änderung	Datum	Name		Datum	Name			Copyright (c)				Ident Nr.		







3				Gez.	31.08.09	SÜBEM.		Maßstab	LIEBHERR-WERK BIBERACH GmbH	STECKERLEISTE	TYPE	EC, EC-H	=	MDE
2				Bearb.	13.10.95	W. RUF					+			
1											Zeich-Nr.	4005-21531	Blatt	5+
	Änderung	Datum	Name		Datum	Name			Copyright (c)				Ident Nr.	



sti

57-ANSICHT ANSCHLUBSEITE

3				Gez.	31.08.09	BRÜCKER		Maßstab :	LIEBHERR-WERK BIBERACH GmbH	54 - STECKVERBINDER	TYPE	EC, EC-H	=	MDE
2				Bearb.	13.10.95	W. RUF					+			
1											Zeich.-Nr.	4005-21531	Blatt	6 -
	Änderung	Datum	Name		Datum	Name			Copyright (c)				Ident. Nr.	